



PROUDLY HANDMADE IN ITALY
SINCE 1910

2023

INDICE

Index - Index

CERAMICA - *Ceramic* - Cerámica

Michelangelo	6
Romana	8
Palladio	21
Neoclassica	34
Masaccio	51
Washbasins	59
Ricambi - <i>Spare parts</i> - Recambios	61

VANITY UNITS

Mobili - Furniture - Muebles	65
------------------------------	----

VASCHE

Vasche in gisa - <i>Cast iron bathtubs</i> - Bañeras en hierro fundido	80
Vasche in solid surface - <i>Solid surface bathtubs</i> - Bañeras en solid surface	88
Accessori Vasche - <i>Bathtub accessoires</i> - Accesorios Bañeras	92
Tende vasca - <i>Bathtub curtains</i> - Cortinas bañeras	94

FLORENTIA

Porte e cabine doccia - <i>Shower enclosures</i> - Mamapas	98
Piatti doccia - <i>Shower trays</i> - Platos de ducha	107

RUBINETTI - *Taps* - Grifos

Antica	109
Pisa	114
Detroit	122
Londra	128
Etruria	131
Firenze	134
Dèco Prestige	137
Livia	143
Parigi	152
Sbordoni	156
Margherita	158
Termostatici	162
Accessori Tecnici - <i>Technical Accessories</i> - Accesorios Técnicos	166

ACCESSORI - *Accessories* - Accesorios

Classica	176
Flora	179
Sabina	182
Diamante	185
Dèco	187
New York	190
Calla	192
Hygia	198
Accessori	199
Piantana - <i>Towel holder</i> - Pedestal	202

LIGHTING

Applique - <i>Wall lights</i> - Lampara	204
---	-----

TERMOARREDO

Radiatori decorativi - <i>Towel warmers</i> - Toallero térmico	213
--	-----

RADIATORI IN GHISA

Radiatori in ghisa - <i>Radiators</i> - Radiadores	223
--	-----

SPECCHI - <i>Mirrors</i> - Espejos	227
------------------------------------	-----

CARTE DA PARATI - <i>Wall covering</i> - Papel tapiz	235
--	-----

INDICE ANALITICO - <i>Analytical index</i> - Índice analítico	238
---	-----



PROUDLY HANDMADE IN ITALY
SINCE 1910

2023

In un mondo dove le mode vanno e vengono, il marchio Sbordoni continua da cento anni ad essere sinonimo di valori che durano nel tempo, quali qualità e artigianalità, valori che si innalzano al di sopra di ogni trend momentaneo.

I nostri pregiati sanitari sono realizzati nella migliore vitreous china con sistemi produttivi interamente artigianali propri della migliore tradizione cerámica-sanitaria italiana.

L'ingrediente primario dei nostri prodotti è sicuramente la cura con cui vengono realizzati. Dal colaggio alla scelta, passando per le fasi di controllo e spruzzatura, i nostri sanitari Sbordoni sono il frutto di fasi produttive in cui gli unici protagonisti sono l'uomo e la cerámica.

In un mondo di produzioni massive scegliere un bagno Sbordoni significa l'opportunità di possedere qualcosa di unico, proveniente da una tradizione centenaria. Le nostre serie di sanitari hanno le loro origini negli anni trenta e quaranta dello scorso secolo.

I nostri prodotti sono gli unici originali reperibili sul mercato; tutti i sanitari riportano infatti l'originale Marchio Sbordoni applicato a fuoco sulla cerámica. Eventuali piccole differenze tra prodotti confermano l'unicità e l'artigianalità della nostra produzione tutta Made in Italy.

I nostri sanitari sono stati sottoposti a specifici test di certificazione ed hanno ottenuto il marchio CE. I wc scaricano con 6 litri nel rispetto delle vigenti normative europee (EN 997).

In a world of ever-changing fashions Sbordoni has, for over one hundred years, remained reassuringly constant, offering the lasting values of design, quality and craftsmanship that rise above passing trends.

In an Italian town that is the heart of the history of Italian sanitary-ware production, where pottery has been made for thousands of years, each individual piece is manufactured using high-quality vitreous china, by local craftsmen whose families have been learning and practising their skills over many generations. Markets today are saturated with mass-produced goods. Sbordoni stands apart for the personal involvement, care and the artisan flair of its makers. The process - from the preparation of the clay, its casting, hand-finishing, glazing and selection - is the work of talented and experienced craftsmen and results in pieces with an individuality that reflects their heritage and gives them life.





A Sbordoni bathroom will bring authentic traditional design into your home, each piece unique, the result of hundreds of years of experience. In Sbordoni is the origin of these beautiful, timeless designs and our sanitary fittings are marked with the original brand, hot-stamped on the china surface. The small differences between products, when present, confirm the crafts-manship and authenticity of our products that are all made in Italy.

All our sanitary fittings have been rigorously tested and have obtained the EC marking. The flushing capacity of our fittings is 6 litres, in compliance with current applicable European standards (standard EN997).

En un mundo donde las modas van y vienen, la marca Sbordoni desde hace más de cien años es sinónimo de valores que duran en el tiempo, como lo son la calidad y la artesanía, valores que se elevan más allá de los trends momentáneos.

Nuestros preciados sanitarios se realizan con la mejor vitreous-china con sistemas de producción completamente artesanales como dicta la mejor tradición cerámico-sanitaria italiana.

El ingrediente primario de nuestros productos es sin lugar a dudas el cuidado con el cual se realizan.

Desde el derrame hasta la selección, pasando por las fases de control y salpicadura, nuestros sanitarios Sbordoni son el fruto de fases de producción en las que los únicos protagonistas son el hombre y la cerámica. En un mundo de producciones masivas elegir un baño Sbordoni significa la oportunidad de poseer algo único, proveniente de una tradición centenaria.

Nuestras series de sanitarios nacen en los años treinta y cuarenta del siglo pasado. Nuestros productos son los únicos originales que se encuentran en el mercado; en efecto, en todos los sanitarios se aplica a fuego sobre la cerámica la original Marca Sbordoni.

La presencia de eventuales pequeñas diferencias entre los productos confirman la unicidad de nuestra producción artesanal que es completamente Made in Italy.

Nuestros sanitarios han sido sometidos a específicos test de certificación y han obtenido la marca CE. Los sanitarios descargan 6 litros según cuanto establecido por las vigentes normativas europeas en términos de descarga (normativa EN997).



COLORE CERÁMICA • CERAMIC COLOURS • COLORES PARA CERÁMICA

Bianco • White • Blanco

Nero • Black • Negro

Colori Speciali • Special Colors • Colores especiales


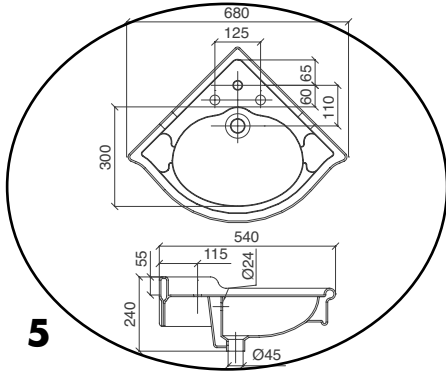
ISTRUZIONI PER L'UTILIZZO DEL LISTINO

HOW TO USE THIS PRICE LIST • INSTRUCCIONES PARA EL USO DE LA LISTA DE PRECIOS

Esempio ordine: Lavabo angolare con alzatina in cerámica bianca

Example of order: Angular small washbasin with backboard, white colour

Ejemplo de pedido: Lavabo angular con respaldo, cerámica blanca

		Cod.		
1		3	4	5
	<p>Lavabo angolare con alzatina 1-3 fori rubinetteria <i>Angular small washbasin with backboard 1-3 tap holes</i> Lavabo angular con respaldo 1-3 orificios</p>	<p>7050 bianco_white_blanco</p>		

1) Immagine del prodotto

Image of product • Imagen del producto

2) Descrizione prodotto

Product description • Descripción producto

3) Codice e finitura del prodotto

Code and product finish • Código y acabado del producto

4) Prezzo del prodotto

Product price • Precio del producto

5) Caratteristiche tecniche

Technical features • Características técnicas

NOTE GENERALI • GENERAL INFORMATION • INFORMACIONES GENERALES

FORI RUBINETTERIA

I nostri lavabi possono essere ordinati con 1 o 3 fori aperti. Si prega di specificare sempre in fase di ordine il numero di fori aperti richiesto. La variante 2 fori è disponibile su richiesta ma comporta tempi di consegna diversi da quelli standard. I nostri bidet possono essere ordinati con 1 o 3 fori aperti. Si prega di specificare sempre in fase di ordine il numero di fori aperti richiesto. L'azienda non si riterrà responsabile né vincolata a sostituire lavabi o bidet per eventuali danni qualora sia il cliente ad aver aperto autonomamente i fori dei prodotti.

COLORAZIONI SPECIALI

Su richiesta siamo in grado di produrre sanitari in colorazioni speciali (prezzi disponibili su richiesta).

TOLLERANZA

Seguono i range di tolleranza per i prodotti ceramici:

- PER ARTICOLI AVENTI DIMENSIONI MAGGIORI DI 750 MM SI CONSIDERA UNA TOLLERANZA DI +/- 5%
- PER ARTICOLI AVENTI DIMENSIONI INFERIORI A 750 MM SI CONSIDERA UNA TOLLERANZA DI +/- 3%

Tutti i nostri prodotti sono confezionati in scatole personalizzate realizzate in materiale interamente riciclabile.

CONSIGLI PER LA PULIZIA

Una corretta pulizia può garantire la lunga durata del vostro sanitario. Si consiglia di utilizzare detersivi cremosi non abrasivi e non aggressivi che potrebbero compromettere lo smalto del sanitario. Applicare utilizzando una spugna umida e risciacquare abbondantemente.

HOLES FOR TAPS AND FITTINGS

Our basins can be ordered with 1 or 3 open tap holes. At the time of the order, customers should always specify the desired number of open holes. Basins with 2 holes are also available on request, but have different delivery times from the standard ones.

Bidets can be ordered with 1 or 3 open tap holes. At the time of the order, customers should always specify the desired number of open holes. The company shall not be responsible or obliged to replace sinks or bidets due to damages caused by holes being directly drilled by the customer.

FINISHING IN PARTICULAR COLOURS

On request, we are also able to supply sanitary fittings in specific colours (prices are available on request).

TOLERANCE

Below are the tolerance ranges for china products:

- *THE TOLERANCE FOR PRODUCTS WITH DIMENSIONS ABOVE 750 MM IS +/- 5%*
- *THE TOLERANCE FOR PRODUCTS WITH DIMENSIONS BELOW 750 MM IS +/- 3%*

All our products are packaged in custom boxes made of entirely recyclable material.

CLEANING SUGGESTIONS

An appropriate cleaning can enhance the life of your sanitary fitting. We advise to use non-abrasive and aggressive cream detergents to avoid damaging the enamel. Apply the detergent with a soft sponge and rinse with plenty of water.

ORIFICIOS GRIFERÍA

Nuestros lavabos pueden ser pedidos con 1 o 3 orificios abiertos. Se ruega que se especifique siempre en fase de pedido el número de orificios abiertos solicitado. La variante 2 orificios está disponible si solicitado pero implica tiempos de entrega diversos de los estándares.

Nuestros bidé pueden ser pedidos con 1 o 3 orificios abiertos. Se ruega que se especifique siempre en fase de pedido el número de orificios abiertos solicitado. La empresa no se considerará responsable ni vinculada a sustituir lavabos o bidé por eventuales daños en el caso que el cliente haya procedido a abrir autónomamente los orificios de los productos.

COLORACIONES ESPECIALES

Si se nos solicita estamos en grado de producir sanitarios en coloraciones especiales (precios disponibles si solicitado).

TOLERANCIA

Seguidamente indicamos los márgenes de tolerancia para los productos cerámicos:

- *PARA ARTÍCULOS QUE TIENEN DIMENSIONES MAYORES DE 750 MM SE CONSIDERA UNA TOLERANCIA DE +/- 5%*
- *PARA ARTÍCULOS QUE TIENEN DIMENSIONES INFERIORES A 750 MM SE CONSIDERA UNA TOLERANCIA DE +/- 3%*

Todos nuestros productos están confeccionados en cajas personalizadas realizadas con material que puede ser completamente reciclado.

CONSEJOS PARA LA LIMPIEZA

Una correcta limpieza puede garantizar la larga duración de su sanitario. Aconsejamos que se utilicen detergentes cremosos no abrasivos y no agresivos que podrían arruinar el esmalte del sanitario. Aplicar utilizando una esponja blanda humedecida y enjuagar abundantemente.



Consolle in marmo con gambe metalliche di sostegno e lavabo sopra piano in cerámica disponibile nelle seguenti versioni:

Marble console with metallic legs and overcounter basin available in the following versions:

Consola en marmol con soporte metalico y Lavabo sobre encimera en cerámica disponible en las siguientes versiones:

A
Marmo calacatta oro e lavabo sopra piano 5066 in cerámica bianco
Calacatta oro marble and overcounter basin art 5066 in white ceramic
Marmol Calacatta oro y lavabo sobre encimera 5066 en cerámica blanco

MI1475COCR
cromo_chrome_cromo

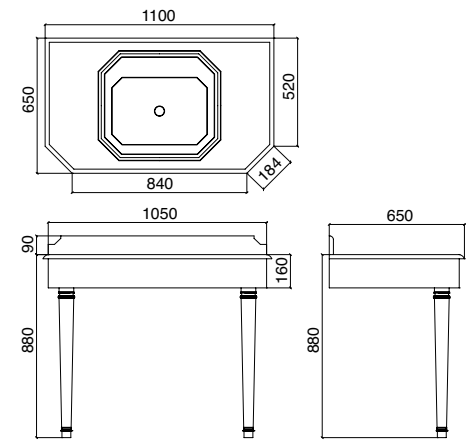
MI1475COON
ottone naturale_natural brass
latón natural

MI1475COBR
bronzo_bronze_bronce

MI1475CONI
nichel_nickel_niquel

MI1475COOL
oro light_english gold
oro claro

MI1475CONN
nichel nero_black nickel
niquel negro



B
Marmo Nero Marquina e lavabo sopra piano 5066 in cerámica bianco
Black Marquina marble and overcounter basin art 5066 in white ceramic

Marmol Negro Marquina y Lavabo sobre encimera 5066 en cerámica blanco

MI1475NMCR
cromo_chrome_cromo

MI1475NMON
ottone naturale_natural brass
latón natural

MI1475NMBR
bronzo_bronze_bronce

MI1475NMNI
nichel_nickel_niquel

MI1475NMOL
oro light_english gold
oro claro

MI1475NMNN
nichel nero_black nickel
niquel negro

C
Marmo Nero Marquina e lavabo sopra piano 5066N in cerámica nero
Black Marquina marble and overcounter basin art 5066N in black ceramic

Marmol Negro Marquina y Lavabo sobre encimera 5066 en cerámica negro

MI1475NMNCR
cromo_chrome_cromo

MI1475NMNON
ottone naturale_natural brass
latón natural

MI1475NMNBR
bronzo_bronze_bronce

MI1475NMNNI
nichel_nickel_niquel

MI1475NMNOL
oro light_english gold
oro claro

MI1475NMNNN
nichel nero_black nickel
niquel negro

N.B. Il marmo è coperto con trattamento idrorepellente lucido
Marble has been subject to a water repellent treatment
El Marmol es protegido con impregnador

N.B. Eventuali altre combinazioni nelle varianti colore della cerámica e del marmo sono disponibili su richiesta
Other eventual combinations of ceramic colour and marble type are available upon request
A petición estan disponibles otras combinaciones entre los colores de la cerámica y tipologías de marmol

Porta salviette per consolle in marmo SX/DX
Towel rail for marble console (left/right)
Taollero adicional para consola en marmo izquierdo/derecho



DP1PCR
cromo_chrome_cromo

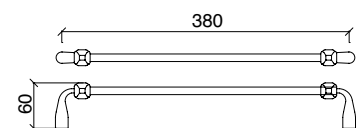
DP1PON
ottone naturale_natural brass
latón natural

DP1PBR
bronzo_bronze_bronce

DP1PNI
nichel_nickel_niquel

DP1POL
oro light_english gold
oro claro

DP1PNN
nichel nero_black nickel
niquel negro





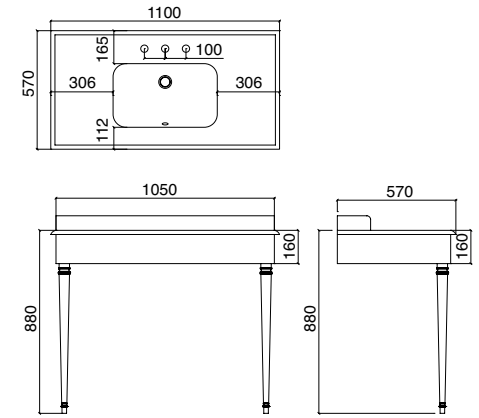
Consolle in marmo con gambe metalliche di sostegno e lavabo sottopiano in cerámica disponibile nelle seguenti versioni:

Marble console with metallic legs and underslung basin available in the following versions:

Consola en marmol con soporte metalico y Lavabo bajo encimera en cerámica disponible en las siguientes versiones:

A
Marmo Nero Marquina e lavabo sottopiano 5058 in cerámica bianco
Black Marquina marble and underslung basin art 5058 in white ceramic
Marmol Negro Marquina y lavabo sub-plano 5058 en cerámica blanco

MI1564NMCR
cromo_chrome_cromo
MI1564NMON
ottone naturale_natural brass
latón natural
MI1564NMBR
bronzo_bronze_bronce
MI1564NMNI
nichel_nickel_niquel
MI1564NMOL
oro light_english gold
oro claro
MI1564NMNN
nichel nero_black nickel
niquel negro



B
Marmo Nero Marquina e lavabo sottopiano 5058 in cerámica nero
Black Marquina marble and underslung basin art 5058N in black ceramic
Marmol Negro Marquina y lavabo sub-plano 5058 en cerámica negro

MI1564NMNCR
cromo_chrome_cromo
MI1564NMNON
ottone naturale_natural brass
latón natural
MI1564NMNBR
bronzo_bronze_bronce
MI1564NMNNI
nichel_nickel_niquel
MI1564NMNOL
oro light_english gold
oro claro
MI1564NMNNN
nichel nero_black nickel
niquel negro

C
Marmo Calacatta Oro e lavabo sottopiano 5058 in cerámica bianco
Calacatta Oro marble and underslung basin art 5058 in white ceramic
Marmol Calacatta oro y lavabo sub-plano 5058 en cerámica blanco

MI1564COCR
cromo_chrome_cromo
MI1564COON
ottone naturale_natural brass
latón natural
MI1564COBR
bronzo_bronze_bronce
MI1564CONI
nichel_nickel_niquel
MI1564COOL
oro light_english gold
oro claro
MI1564CONN
nichel nero_black nickel
niquel negro

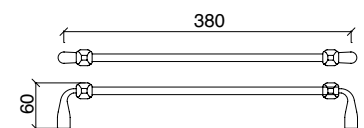
N.B. Il marmo è coperto con trattamento idrorepellente lucido
Marble has been subject to a water repellent treatment
El Marmol es protegido con impregnador

N.B. Eventuali altre combinazioni nelle varianti colore della cerámica e del marmo sono disponibili su richiesta
Other eventual combinations of ceramic colour and marble type are available upon request
A petición estan disponibles otras combinaciones entre los colores de la cerámica y tipologias de marmol

Porta salviette per consolle in marmo SX/DX
Towel rail for marble console (left/right)
Taollero adicional para consola en marmo izquierdo/derecho



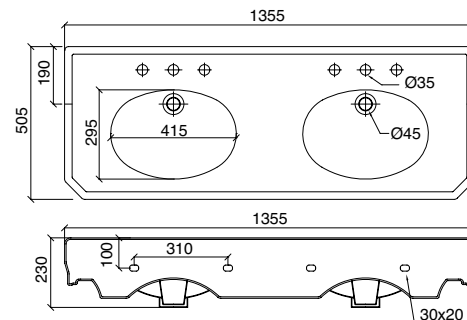
DP1PCR
cromo_chrome_cromo
DP1PON
ottone naturale_natural brass
latón natural
DP1PBR
bronzo_bronze_bronce
DP1PNI
nichel_nickel_niquel
DP1POL
oro light_english gold
oro claro
DP1PNN
nichel nero_black nickel
niquel negro



Consolle doppia Romana con alzatina
1-3 fori rubinetteria per bacino -1350mm
*Double console basin Romana
with backboard 1-3 tap holes per
basin - 1350mm*
Consola Romana con doble seno y res-
paldo 1-3 orificios para grifo por cada
seno - 1350mm



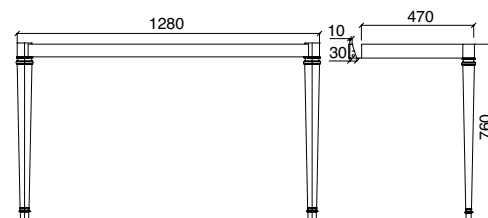
9200/1
bianco_white_blanco
monoforo_single tap hole
_un orificio



9200/3
bianco_white_blanco
tre fori_three tap holes
_tres orificios

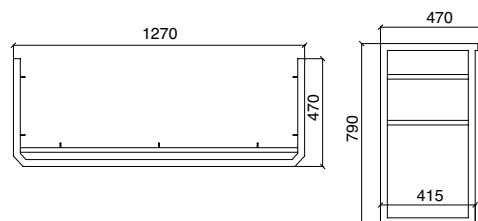
Struttura metallica per consolle 9200
Metal stand for console 9200
Soporte metalico para consola 9200

N9200CR
cromo_chrome_cromo
N9200BR
bronzo_bronze_bronce
N9200NI
nichel_nickel_niquel
N9200OL
oro_light_english_gold
oro claro
N9200NN
nichel nero_black nickel
niquel negro



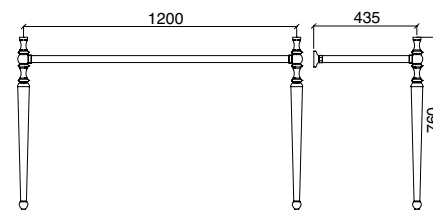
Struttura metallica per consolle 9200
Metal stand for console 9200
Soporte metalico para consola 9200

R9200CR
cromo_chrome_cromo
R9200BR
bronzo_bronze_bronce
R9200NI
nichel_nickel_niquel
R9200OL
oro_light_english_gold
oro claro
R9200NN
nichel nero_black nickel
niquel negro



Struttura metallica per consolle 9200
Metal stand for console 9200
Soporte metalico para consola 9200

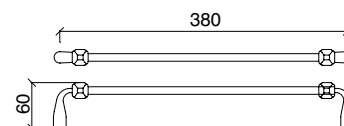
P9200CR
cromo_chrome_cromo
P9200BR
bronzo_bronze_bronce
P9200NI
nichel_nickel_niquel
P9200OL
oro_light_english_gold
oro claro
P9200NN
nichel nero_black nickel
niquel negro



Portasalviette SX/DX
per struttura metallica
Towel rail for metal stand (left/right)
Toallero para soporte metalico

Solo per l'articolo
Only for code
Solo para articulo
N9200 - N9090 - N9065

DP1PCR
cromo_chrome_cromo
DP1PBR
bronzo_bronze_bronce
DP1PNI
nichel_nickel_niquel
DP1POL
oro_light_english_gold
oro claro
DP1PNN
nichel nero_black nickel
niquel negro

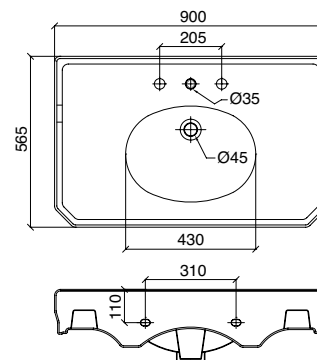


Consolle Romana con alzatina
1-3 fori rubinetteria - 900mm
*Console basin Romana with
backboard 1-3 tap holes - 900mm*
Consola Romana con respaldo
1-3 orificios - 900mm



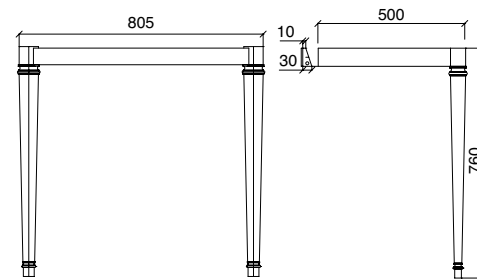
9090/1
bianco_white_blanco
monoforo_single tap hole
_un orificio

9090/3
bianco_white_blanco
tre fori_three tap holes
_tres orificios



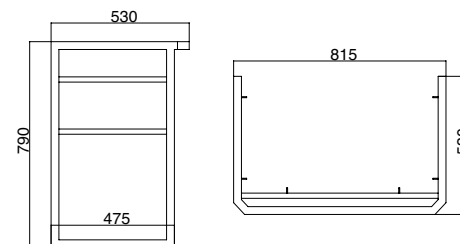
Struttura metallica per consolle 9090
Metal stand for console 9090
Soporte metalico para consola 9000

N9090CR
cromo_chrome_cromo
N9090BR
bronzo_bronze_bronce
N9090NI
nichel_nickel_niquel
N9090OL
oro_light_english gold
oro claro
N9090NN
nichel nero_black nickel
niquel negro



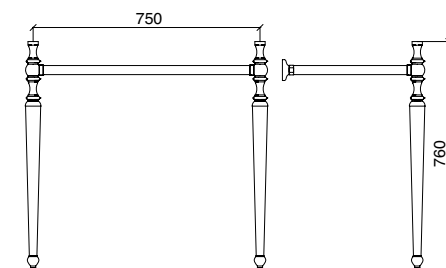
Struttura metallica per consolle 9090
Metal stand for console 9090
Soporte metalico para consola 9000

R9090CR
cromo_chrome_cromo
R9090BR
bronzo_bronze_bronce
R9090NI
nichel_nickel_niquel
R9090OL
oro_light_english gold
oro claro
R9090NN
nichel nero_black nickel
niquel negro



Struttura metallica per consolle 9090
Metal stand for console 9090
Soporte metalico para consola 9000

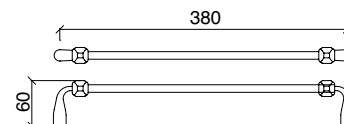
P9090CR
cromo_chrome_cromo
P9090BR
bronzo_bronze_bronce
P9090NI
nichel_nickel_niquel
P9090OL
oro_light_english gold
oro claro
P9090NN
nichel nero_black nickel
niquel negro



Portasalviette SX/DX
per struttura metallica
Towel rail for metal stand (left/right)
Toallero para soporte metalico

Solo per l'articolo
Only for code
Solo para articulo
N9200 - N9090 - N9065

DP1PCR
cromo_chrome_cromo
DP1PBR
bronzo_bronze_bronce
DP1PNI
nichel_nickel_niquel
DP1POL
oro_light_english gold
oro claro
DP1PNN
nichel nero_black nickel
niquel negro

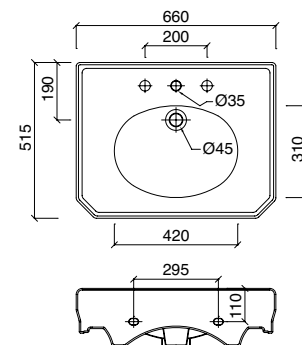




Lavabo con alzatina
1-3 fori rubinetteria - 650mm
*Washbasin with
backboard 1-3 tap holes - 650mm*
Lavabo con respaldo 1-3 orificios -
650mm

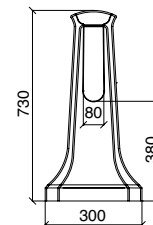
9065/1
bianco_white_blanco
monoforo_single tap hole
_un orificio

9065/3
bianco_white_blanco
tre fori_three tap holes
_tres orificios



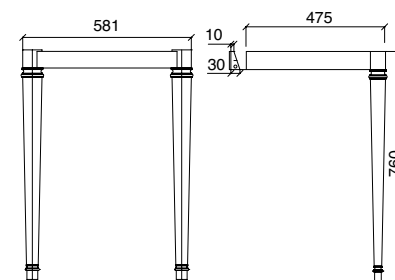
Colonna per lavabo
Pedestal for washbasin
Pedestal para lavabos

9001
bianco_white_blanco



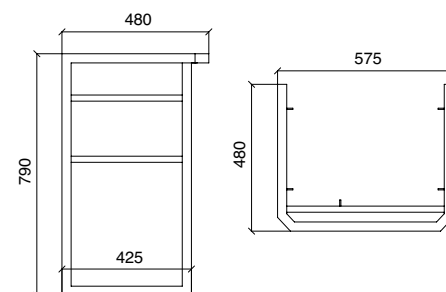
Struttura metallica per consolle 9065
Metal stand for console 9065
Soporte Metalico para lavabo 9065

N9065CR
cromo_chrome_cromo
N9065BR
bronzo_bronze_bronce
N9065NI
nichel_nickel_niquel
N9065OL
oro_light_english_gold
oro claro
N9065NN
nichel nero_black_nickel
niquel negro



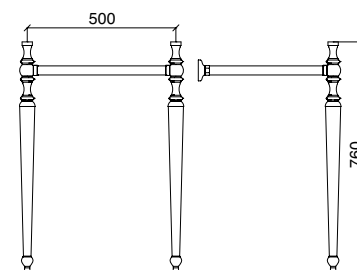
Struttura metallica per lavabo 9065
Metal stand for washbasin 9065
Soporte Metalico para lavabo 9065

R9065CR
cromo_chrome_cromo
R9065BR
bronzo_bronze_bronce
R9065NI
nichel_nickel_niquel
R9065OL
oro_light_english_gold
oro claro
R9065NN
nichel nero_black_nickel
niquel negro



Struttura metallica per lavabo 9065
Metal stand for washbasin 9065
Soporte Metalico para lavabo 9065

P9065CR
cromo_chrome_cromo
P9065BR
bronzo_bronze_bronce
P9065NI
nichel_nickel_niquel
P9065OL
oro_light_english_gold
oro claro
P9065NN
nichel nero_black_nickel
niquel negro


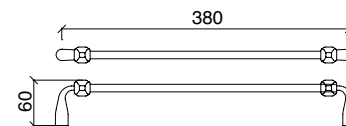




Portasalviette SX/DX
per struttura metallica
Towel rail for metal stand (left/right)
Toallero para soporte metalico

Solo per l'articolo
Only for code
Solo para articulo
N9200 - N9090 - N9065

- DP1PCR
cromo *chrome* cromo
- DP1PBR
bronzo *bronze* bronze
- DP1PNI
nichel *nickel* niquel
- DP1POL
oro light *english gold*
oro claro
- DP1PNN
nichel nero *black nickel*
niquel negro



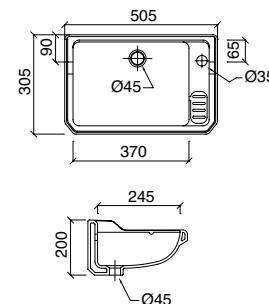
Ripiano in vetro
Glass Shelf
Estante en vidrio

- _V
- per_for_para
Cod. P9200
- per_for_para
Cod. P9090
- per_for_para
Cod. P9065



Lavamani rubinetteria laterale
monoforo - 500mm
*Washbasin with side tap,
1 tap hole -500mm*
Lavamanos con 1 orificio
griferia lateral - 500mm

9050
bianco *white* blanco





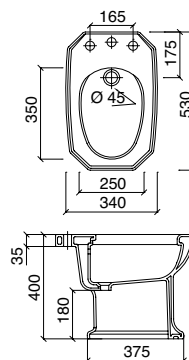
Bidet erogazione esterna/interna
1-3 fori rubinetteria
*Bidet with external/internal
output 1-3 tap holes*
Bidé con evacuación
externa/interna 1-3 orificios para grifería

9006/1

bianco_white_blanco
monoforo_single tap hole
_un orificio

9006/3

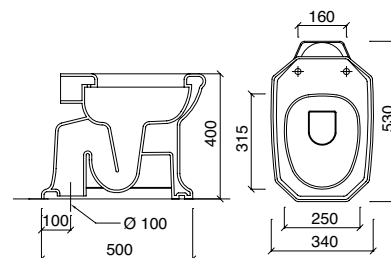
bianco_white_blanco
tre fori_three tap holes
_tres orificios



Vaso a brida grondante scarico terra
Low level pan with floor drain
Inodoro salida suelo

9020

bianco_white_blanco

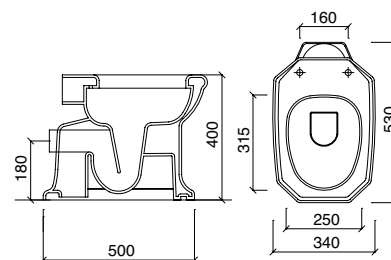


Vaso a brida grondante scarico parete
Low level pan with wall drain
Inodoro salida pared

9021

bianco_white_blanco

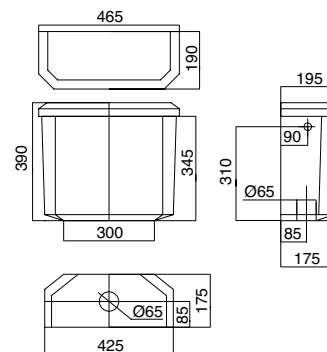
*Si veda pag 173 per articolo accessorio
raccordo ceramico
*See page 173 for complementary
extended pan connector (ceramic)
*Ver pagina 173 para accesorio
de unión cerámico



Cassetta alta con coperchio
High level cistern with lid
Cisterna alta con tapa

9028

bianco_white_blanco





Staffe ornamentali per cassetta alta 9028 (coppia)
Ornate brackets for high cistern 9028 (pair)
 Estantes ornamentales para cisterna alta 9028 (par)

- ST01CR
cromo_chrome_cromo
- ST01ON
ottone_brass_latón
- ST01BR
bronzo_bronze_bronce
- ST01NI
nichel_nickel_niquel
- ST01OL
oro_light_english_gold
oro chiaro
- ST01RA
rame_copper_cobre
- ST01NN
nichel nero_black_nickel
niquel negro



Batteria di scarico per cassetta alta 9028 con catenella e pull in cerámica bianca
High level mechanism for cistern 9028 with pull chain white ceramic
 Mecanismo para cisterna alta 9028 con cadena y maneta cerámica blanca

- MC01CR
cromo_chrome_cromo
- MC01ON
ottone_brass_latón
- MC01BR
bronzo_bronze_bronce
- MC01NI
nichel_nickel_niquel
- MC01OL
oro_light_english_gold
oro chiaro
- MC01RA
rame_copper_cobre
- MC01NN
nichel nero_black_nickel
niquel negro



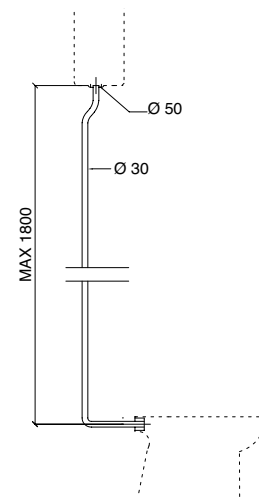
Batteria di scarico per cassetta alta 9028 con catenella e pull in cerámica nera
High level mechanism for cistern 9028 with pull chain black ceramic
 Mecanismo para cisterna alta 9028 con cadena y maneta cerámica negra

- MC01nCR
cromo_chrome_cromo
- MC01nON
ottone_brass_latón
- MC01nBR
bronzo_bronze_bronce
- MC01nNI
nichel_nickel_niquel
- MC01nOL
oro_light_english_gold
oro chiaro
- MC01nRA
rame_copper_cobre
- MC01nNN
nichel nero_black_nickel
niquel negro



Tubo esterno in ottone pesante per cassetta alta 9028
Flush pipe for high level cistern 9028
 Tubo exterior para cisterna alta 9028

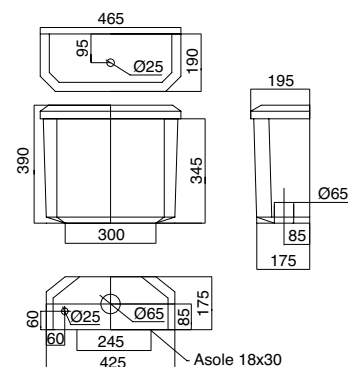
- TB01CR
cromo_chrome_cromo
- TB01ON
ottone_brass_latón
- TB01BR
bronzo_bronze_bronce
- TB01NI
nichel_nickel_niquel
- TB01OL
oro_light_english_gold
oro chiaro
- TB01RA
rame_copper_cobre
- TB01NN
nichel nero_black_nickel
niquel negro





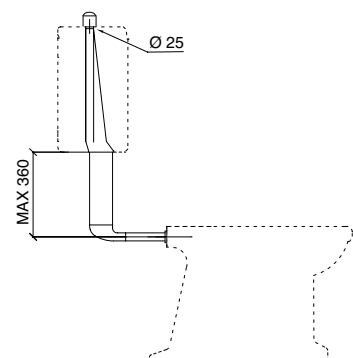
Cassetta zaino con coperchio con foro superiore
Low level cistern (for push button mechanism)
 Cisterna baja con tapa con orificio superior

9029
 bianco_white_blanco



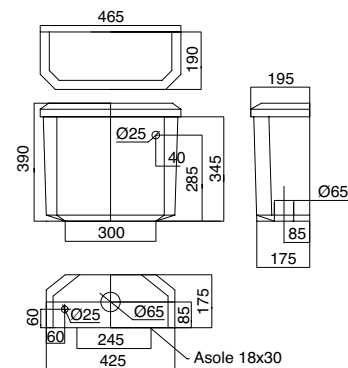
Batteria di scarico per cassetta zaino 9029 completa di pulsante e tubo
Low level mechanism for cistern 9029 with push button and pipe
 Mecanismo para cisterna baja 9029 con pulsador y tubo

MC06CR
 cromo_chrome_cromo
MC06ON
 ottone_brass_latón
MC06BR
 bronzo_bronze_bronce
MC06NI
 nichel_nickel_niquel
MC06OL
 oro light_english gold
 oro chiaro
MC06RA
 rame_copper_cobre
MC06NN
 nichel nero_black nickel
 niquel negro



Cassetta zaino con foro anteriore e coperchio senza foro
Low level cistern (for lever mechanism)
 Cisterna baja con orificio frontal y tapa sin orificio

9029L
 bianco_white_blanco



Batteria di scarico per cassetta zaino 9029L con tubo e leva frontale in ceramica bianca
Low level mechanism for cistern 9029L with pipe and front lever white ceramic
 Mecanismo para cisterna baja 5129L con tubo y maneta frontal 9029L cerámica blanca

MC06LCR
 cromo_chrome_cromo
MC06LON
 ottone_brass_latón
MC06LBR
 bronzo_bronze_bronce
MC06LNI
 nichel_nickel_niquel
MC06LOL
 oro light_english gold
 oro chiaro
MC06LRA
 rame_copper_cobre
MC06LNN
 nichel nero_black nickel
 niquel negro



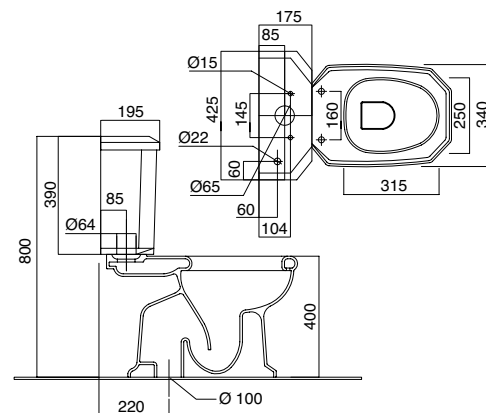
Batteria di scarico per cassetta zaino 9029L con tubo e leva frontale in ceramica nera
Low level mechanism for cistern 9029L with pipe and front lever black ceramic
 Mecanismo para cisterna baja 9029L con tubo y maneta frontal ceramica negra

- MC06LnCR
cromo_chrome_cromo
- MC06LnON
ottone_brass_latón
- MC06LnBR
bronzo_bronze_bronce
- MC06LnNI
nichel_nickel_niquel
- MC06LnOL
oro_light_english_gold
oro chiaro
- MC06LnRA
rame_copper_cobre
- MC06LnNN
nichel nero_black_nickel
niquel negro



Vaso monoblocco a brida grondante sacrico terra
Close coupled pan floor drain
 Inodoro monobloc salida suelo

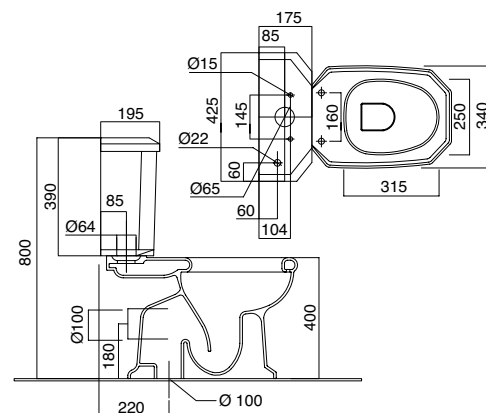
9024
bianco_white_blanco



Vaso monoblocco a brida grondante scarico parete
Close coupled pan wall drain
 Inodoro monobloc salida pared

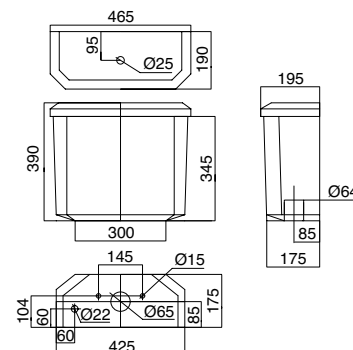
*Si veda pag 173 per articolo accessorio raccordo ceramico
 *See page 173 for complementary extended pan connector (ceramic)
 *Ver pagina 173 para accesorio de unión cerámico

9025
bianco_white_blanco



Cassetta monoblocco con coperchio con foro superiore
Close coupled cistern (for push button mechanism)
 Cisterna monobloc con tapa orificio superior

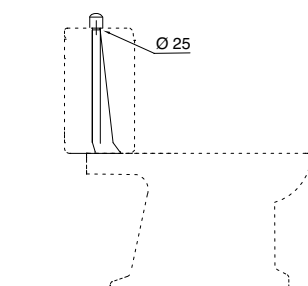
9030
bianco_white_blanco





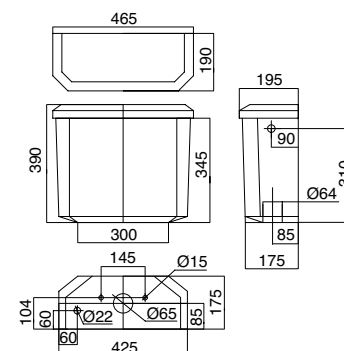
Batteria di scarico per cassetta monoblocco 9030 con pulsante
Close coupled mechanism for cistern 9030 with push button
 Mecanismo para cisterna monobloc 9030 con pulsador

- MC08CR
cromo *chrome* cromo
- MC08ON
ottone *brass* latón
- MC08BR
bronzo *bronze* bronce
- MC08NI
nichel *nickel* niquel
- MC08OL
oro light *english gold*
oro chiaro
- MC08RA
rame *copper* cobre
- MC08NN
nichel nero *black nickel*
niquel negro



Cassetta monoblocco con foro laterale e coperchio senza foro
Close coupled cistern with side hole for lever mechanism with lid
 Cisterna monoblocco con orificio lato y tapa sin orificio

9030LL
bianco *white* blanco



Batteria di scarico per cassetta monoblocco 9030LL con leva laterale in cerámica bianca
Close coupled mechanism for cistern 9030LL with side lever white ceramics
 Mecanismo para cisterna monobloc 9030LL maneta frontal cerámica blanca

- MC08LLCR
cromo *chrome* cromo
- MC08LLON
ottone *brass* latón
- MC08LLBR
bronzo *bronze* bronce
- MC08LLNI
nichel *nickel* niquel
- MC08LLOL
oro light *english gold*
oro chiaro
- MC08LLRA
rame *copper* cobre
- MC08LLNN
nichel nero *black nickel*
niquel negro



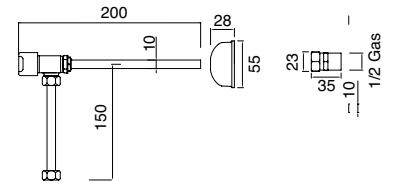
Batteria di scarico per cassetta monoblocco 9030LL con leva laterale in cerámica nera
Close coupled mechanism for cistern 9030LL with side lever black ceramics
 Mecanismo para cisterna monobloc 9030LL con maneta frontal cerámica negra

- MC08LLnCR
cromo *chrome* cromo
- MC08LLnON
ottone *brass* latón
- MC08LLnBR
bronzo *bronze* bronce
- MC08LLnNI
nichel *nickel* niquel
- MC08LLnOL
oro light *english gold*
oro chiaro
- MC08LLnRA
rame *copper* cobre
- MC08LLnNN
nichel nero *black nickel*
niquel negro



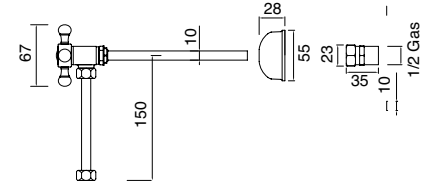
Rubinetto di adduzione acqua
per cassette esterne in cerámica
Tap for external ceramic cisterns
Grifo toma de agua para cisternas
exteriores cerámicas

AT78CR
AT78ON
AT78BR
AT78NI
AT78OL
AT78NN



Rubinetto di adduzione acqua
per cassette esterne in cerámica
Tap for external ceramic cisterns
Grifo toma de agua para cisternas
exteriores cerámicas

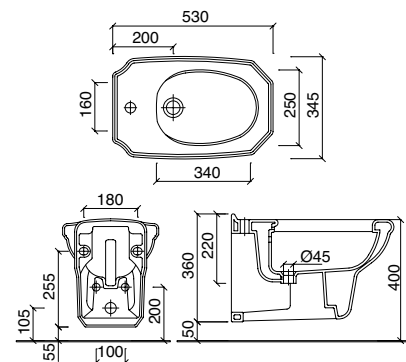
AT77CR
AT77ON
AT77BR
AT77NI
AT77OL
AT77NN





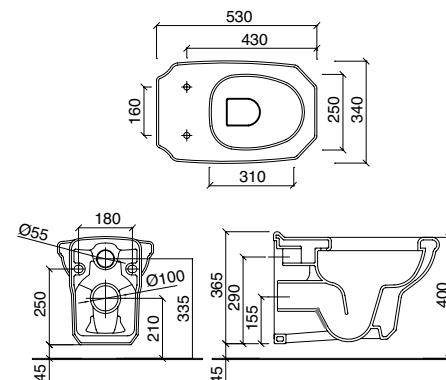
Bidet sospeso monoforo
 erogazione esterna
*Wall hung bidet external
 output single hole*
 Bidé suspendido con evacuación
 externa 1 orificio

9036
 bianco_white_blanco



Vaso sospeso a brida grondante
Wall hung pan
 Inodoro suspendido

9026
 bianco_white_blanco



Sostegno universale vaso / bidet sospesi
Universal stand for wall hung pan/bidet
 Bastidor universal para inodoro y bidé
 suspendidos

0002



Kit fissaggi per sanitari
Kit for toilet fittings
 Kit fijación inodoros

SBKITWC



Kit fissaggi lavabo
Kit for washbasin fittings
 Kit fijación lavabos

SBKITLA



SEDILI	SEATS	ASIENTOS	Cod.
Sedile bianco	White seat	Asiento blanco	
Cerniere cromo	Chrome hinges	Bisagras cromo	S920CR
Cerniere oro light	English gold hinges	Bisagras oro claro	S920OL
Cerniere bronzo	Bronze hinges	Bisagras bronze	S920BR
Cerniere nichel	Nickel hinges	Bisagras niquel	S920NI
Cerniere ottone naturale	Brass hinges	Bisagras latón natural	S920ON
Cerniere nichel nero	Black nickel hinges	Bisagras niquel nero	S920NN
Cerniere rallentata cromo	Soft_close hinges chrome	Bisagras soft-close crome	S920csCR
Cerniere rallentata oro light	Soft_close hinges English gold	Bisagras soft-close oro claro	S920csOL
Cerniere rallentata bronzo	Soft_close hinges bronze	Bisagras soft-close bronze	S920csBR
Cerniere rallentata nichel	Soft_close hinges nickel	Bisagras soft-close niquel	S920csNI



Sedile faggio tinto noce	Walnut stained beech seat	Asiento haya tinta nuez	
Cerniere cromo	Chrome hinges	Bisagras cromo	S930CR
Cerniere oro light	English gold hinges	Bisagras oro claro	S930OL
Cerniere bronzo	Bronze hinges	Bisagras bronze	S930BR
Cerniere nichel	Nickel hinges	Bisagras niquel	S930NI
Cerniere ottone naturale	Brass hinges	Bisagras latón natural	S930ON
Cerniere nichel nero	Black nickel hinges	Bisagras niquel nero	S930NN
Cerniere rallentata cromo	Soft_close hinges chrome	Bisagras soft-close crome	S930csCR
Cerniere rallentata oro light	Soft_close hinges English gold	Bisagras soft-close oro claro	S930csOL
Cerniere rallentata bronzo	Soft_close hinges bronze	Bisagras soft-close bronze	S930csBR
Cerniere rallentata nichel	Soft_close hinges nickel	Bisagras soft-close niquel	S930csNI



Sedile faggio tinto ciliegio	Cherry stained beech seat	Asiento haya tinta cerezo	
Cerniere cromo	Chrome hinges	Bisagras cromo	S944CR
Cerniere oro light	English gold hinges	Bisagras oro claro	S944OL
Cerniere bronzo	Bronze hinges	Bisagras bronze	S944BR
Cerniere nichel	Nickel hinges	Bisagras niquel	S944NI
Cerniere ottone naturale	Brass hinges	Bisagras latón natural	S944ON
Cerniere nichel nero	Black nickel hinges	Bisagras niquel nero	S944NN
Cerniere rallentata cromo	Soft_close hinges chrome	Bisagras soft-close crome	S944csCR
Cerniere rallentata oro light	Soft_close hinges English gold	Bisagras soft-close oro claro	S944csOL
Cerniere rallentata bronzo	Soft_close hinges bronze	Bisagras soft-close bronze	S944csBR
Cerniere rallentata nichel	Soft_close hinges nickel	Bisagras soft-close niquel	S944csNI



Sedile Nero opaco	Satin black seat	Asiento negro mate	
Cerniere cromo	Chrome hinges	Bisagras cromo	S936CR
Cerniere oro light	English gold hinges	Bisagras oro claro	S936OL
Cerniere bronzo	Bronze hinges	Bisagras bronze	S936BR
Cerniere nichel	Nickel hinges	Bisagras niquel	S936NI
Cerniere ottone naturale	Brass hinges	Bisagras latón natural	S936ON
Cerniere nichel nero	Black nickel hinges	Bisagras niquel nero	S936NN
Cerniere rallentata cromo	Soft_close hinges chrome	Bisagras soft-close crome	S936csCR
Cerniere rallentata oro light	Soft_close hinges English gold	Bisagras soft-close oro claro	S936csOL
Cerniere rallentata bronzo	Soft_close hinges bronze	Bisagras soft-close bronze	S936csBR
Cerniere rallentata nichel	Soft_close hinges nickel	Bisagras soft-close niquel	S936csNI



Sedile Nero Lucido	Shiny black seat	Asiento negro brillante	
Cerniere cromo	Chrome hinges	Bisagras cromo	S939CR
Cerniere oro light	English gold hinges	Bisagras oro claro	S939OL
Cerniere bronzo	Bronze hinges	Bisagras bronze	S939BR
Cerniere nichel	Nickel hinges	Bisagras niquel	S939NI
Cerniere ottone naturale	Brass hinges	Bisagras latón natural	S939ON
Cerniere nichel nero	Black nickel hinges	Bisagras niquel nero	S939NN
Cerniere rallentata cromo	Soft_close hinges chrome	Bisagras soft-close crome	S939csCR
Cerniere rallentata oro light	Soft_close hinges English gold	Bisagras soft-close oro claro	S939csOL
Cerniere rallentata bronzo	Soft_close hinges bronze	Bisagras soft-close bronze	S939csBR
Cerniere rallentata nichel	Soft_close hinges nickel	Bisagras soft-close niquel	S939csNI



Sedile frassino tinto mogano	Mahogany stained ash seat	Asiento ceniza tinta caoba	
Cerniere cromo	Chrome hinges	Bisagras cromo	S949CR
Cerniere oro light	English gold hinges	Bisagras oro claro	S949OL
Cerniere bronzo	Bronze hinges	Bisagras bronze	S949BR
Cerniere nichel	Nickel hinges	Bisagras niquel	S949NI
Cerniere ottone naturale	Brass hinges	Bisagras latón natural	S949ON
Cerniere nichel nero	Black nickel hinges	Bisagras niquel nero	S949NN
Cerniere rallentata cromo	Soft_close hinges chrome	Bisagras soft-close crome	S949csCR
Cerniere rallentata oro light	Soft_close hinges English gold	Bisagras soft-close oro claro	S949csOL
Cerniere rallentata bronzo	Soft_close hinges bronze	Bisagras soft-close bronze	S949csBR
Cerniere rallentata nichel	Soft_close hinges nickel	Bisagras soft-close niquel	S949csNI



Alza coperchio sedili compatibile con qualsiasi sedile Sbordoni
Toilet seat handle compatible with all Sbordoni seats
 Manija para asiento compatible con todos los modelos Sbordoni

SBMANSEDCR
 SBMANSEDON
 SBMANSEDBR
 SBMANSEDNI
 SBMANSEDOL
 SBMANSEDNN

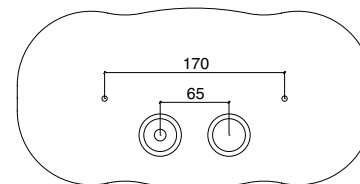
P L A C C H E *_flush plates*

Cod.



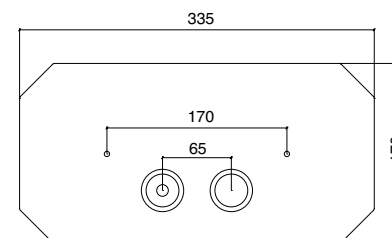
Placca di comando per cassetta Geberit tipo UNICA, KOMBIFIX, UP300, UP320 o simili
Push botton flush plate for Geberit recessed cisterns types Unica, Kombifix, UP300, UP320 or similar
 Placa de comando para cisternas empotradas Geberit Unica, Kombifix, UP300, UP320, Sigma, Omega o similares

SB070CR
 SB070ON
 SB070BR
 SB070NI
 SB070OL
 SB070NN



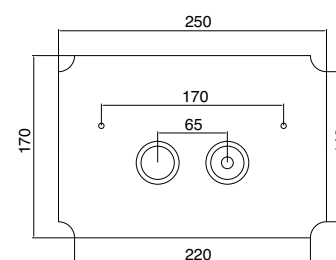
Placca di comando per cassetta Geberit tipo UNICA, KOMBIFIX, UP300, UP320 o simili
Push botton flush plate for Geberit recessed cisterns types Unica, Kombifix, UP300, UP320 or similar
 Placa de comando para cisternas empotradas Geberit Unica, Kombifix, UP300, UP320, Sigma, Omega o similares

SB071CR
 SB071ON
 SB071BR
 SB071NI
 SB071OL
 SB071NN



Placca di comando per cassetta Geberit tipo UNICA, KOMBIFIX, UP300, UP320 o simili
Push botton flush plate for Geberit recessed cisterns types Unica, Kombifix, UP300, UP320 or similar
 Placa de comando para cisternas empotradas Geberit Unica, Kombifix, UP300, UP320, Sigma, Omega o similares

SB073CR
 SB073ON
 SB073BR
 SB073NI
 SB073OL
 SB073NN



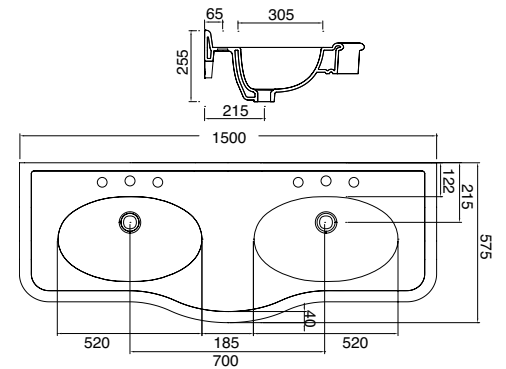
Consolle doppia Palladio
con alzatina 1-3 fori rubinetteria
per bacino -1500mm
*Double console basin Palladio
with backboard 1-3 tap holes
per basin - 1500mm*

Consola Palladio con doble seno y res-
paldo 1-3 orificios para grifo por cada
seno - 1500mm



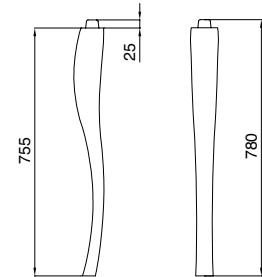
7200/1
bianco_ white_ blanco
monoforo_ single tap hole
_un orificio

7200/3
bianco_ white_ blanco
tre fori_ three tap holes
_tres orificios



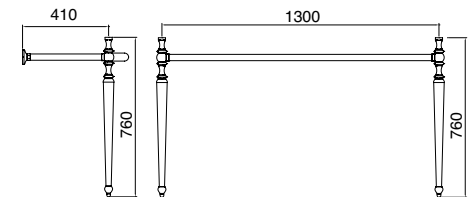
Gambe ceramiche per consolle
7200 e 7100
*Ceramic legs for console
art 7200 and art 7100*
Patas en cerámica para consolas
7200 y 7100

G720
bianco_ white_ blanco



Struttura metallica per consolle 7200
Metal stand for console basin 7200
Soporte metalico para consola 7200

P7200CR
cromo_ chrome_ cromo
P7200BR
bronzo_ bronze_ bronze
P7200NI
nichel_ nickel_ niquel
P7200OL
oro light_ english gold
oro claro
P7200NN
nichel nero_ black nickel
niquel negro



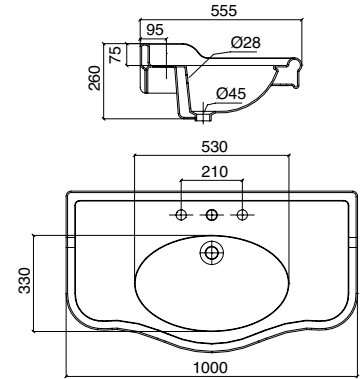
Ripiano in vetro
Glass Shelf
Estante en vidrio

_V
per_ for_ para
Cod. **P7200**

Consolle Palladio con alzatina e bordo paraspruzzi 1-3 fori rubinetteria -1000mm
Console basin with backboard and splash plate 1-3 tap holes - 1000mm
 Consola Palladio con respaldo 1-3 orificios - 1000mm



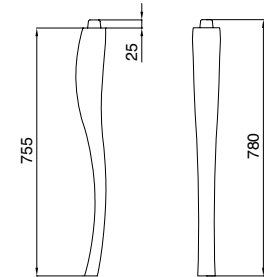
7100/1
 bianco_white_blanco
 monoforo_single tap hole
 _un orificio



7100/3
 bianco_white_blanco
 tre fori_three tap holes
 _tres orificios

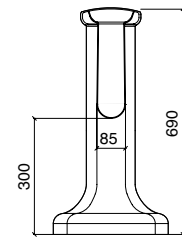
Gambe ceramiche per consolle 7200 e 7100
Ceramic legs for console art 7200 and art 7100
 Patas en cerámica para consolas 7200 y 7100

G720
 bianco_white_blanco



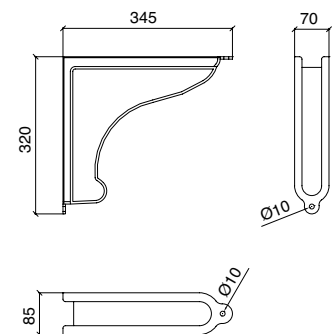
Colonna per lavabo
Pedestal for washbasin
 Pedestal para lavabos

7001
 bianco_white_blanco



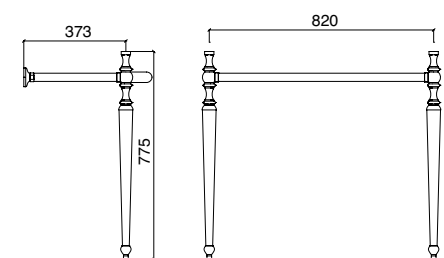
Coppia mensole ceramiche per consolle 7100 complete di staffe metalliche a L
Ceramic brackets for console basin art 7100 (pair)
 Par de estantes en cerámica para consola 7100

7100M
 bianco_white_blanco



Struttura metallica per consolle 7100
Metal stand for console basin 7100
 Soporte metalico para consola 7100

P7100CR
 cromo_chrome_cromo
P7100BR
 bronzo_bronze_bronce
P7100NI
 nichel_nickel_niquel
P7100OL
 oro_light_english_gold
 oro chiaro
P7100NN
 nichel nero_black_nickel
 niquel negro

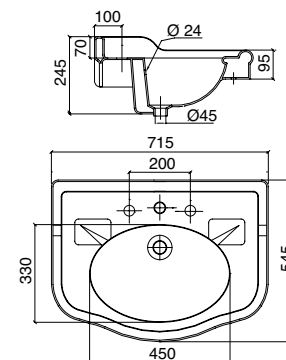


Lavabo con alzatina e bordo paraspruzzi
 1-3 fori rubinetteria - 715mm
Washbasin with backboard and splash plate 1-3 tap holes - 715mm
 Lavabo con respaldo
 1-3 orificios - 715mm



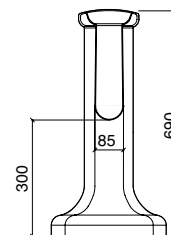
7070/1
 bianco_white_blanco
 monoforo_single tap hole
 _un orificio

7070/3
 bianco_white_blanco
 tre fori_three tap holes
 _tres orificios



Colonna per lavabo
Pedestal for washbasin
 Pedestal para lavabos

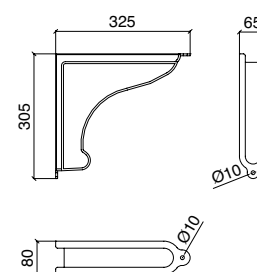
7001
 bianco_white_blanco



Coppia mensole ceramiche per lavabo
 7070 complete di staffe metalliche a L
Ceramic brackets for washbasin art 7070 (pair)
 Par de estantes en cerámica para lavabo 7070



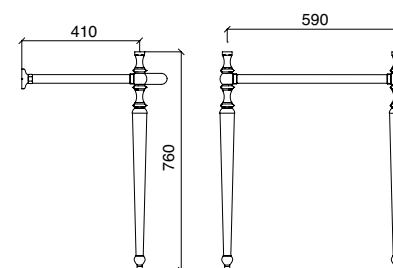
7070M
 bianco_white_blanco



Struttura metallica per lavabo 7070
Metal stand for washbasin 7070
 Soporte Metalico para lavabo 7070



P7070CR
 cromo_chrome_cromo
P7070BR
 bronzo_bronze_bronce
P7070NI
 nichel_nickel_niquel
P7070OL
 oro_light_english gold
 oro claro
P7070NN
 nichel nero_black nickel
 niquel negro



Ripiano in vetro
Glass Shelf
 Estante en vidrio



_V

per_for_para
 Cod. **P7100**

per_for_para
 Cod. **P7070**

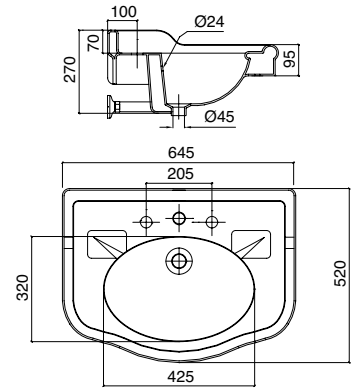
per_for_para
 Cod. **P7064**

Lavabo con alzatina e bordo paraspruzzi
1-3 fori rubinetteria - 645mm
*Washbasin with backboard and splash
plate 1-3 tap holes - 645mm*
Lavabo con respaldo 1-3 orificios -
645mm



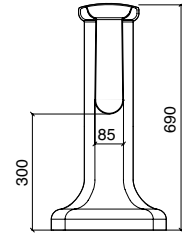
7064/1
bianco_white_blanco
monoforo_single tap hole
_un orificio

7064/3
bianco_white_blanco
tre fori_three tap holes
_tres orificios



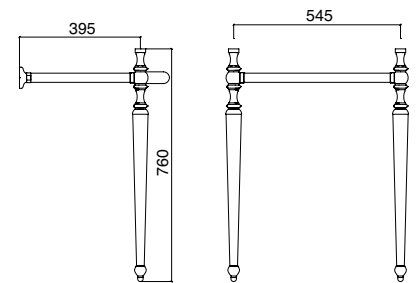
Colonna per lavabo
Pedestal for washbasin
Pedestal para lavabos

7001
bianco_white_blanco



Struttura metallica per lavabo 7064
Metal stand for washbasin 7064
Soporte Metalico para lavabo 7064

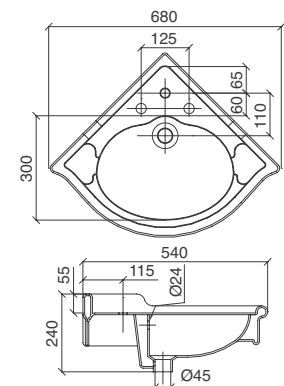
P7064CR
cromo_chrome_cromo
P7064BR
bronzo_bronze_bronce
P7064NI
nichel_nickel_niquel
P7064OL
oro light_english gold
oro claro
P7064NN
nichel nero_black nickel
niquel negro



Lavabo angolare con alzatina
1-3 fori rubinetteria
*Angular small washbasin with
backboard 1-3 tap holes*
Lavabo angular con respaldo
1-3 orificios

7050/1
bianco_white_blanco
monoforo_single tap hole
_un orificio

7050/3
bianco_white_blanco
tre fori_three tap holes
_tres orificios





Bidet erogazione esterna/interna
1-3 fori rubinetteria
*Bidet with external/internal
output 1-3 tap holes*
Bidé con evacuación
externa/interna 1-3 orificios para grifería

7096/1

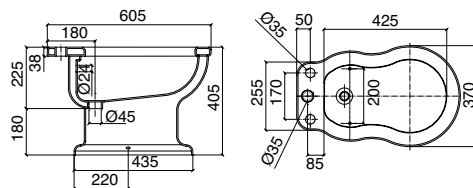
bianco_white_blanco

monoforo_single tap hole
_un orificio

7096/3

bianco_white_blanco

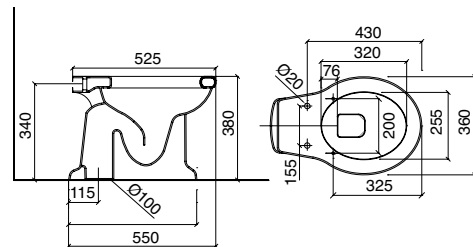
tre fori_three tap holes
_tres orificios



Vaso a brida grondante scarico terra
Low level pan with floor drain
Inodoro salida suelo

7020

bianco_white_blanco

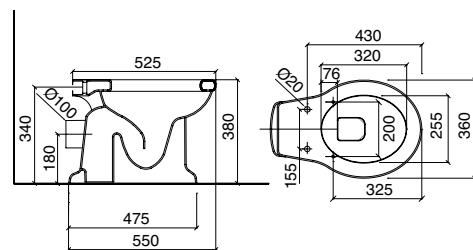


Vaso a brida grondante scarico parete
Low level pan with wall drain
Inodoro salida pared

7021

bianco_white_blanco

*Si veda pag 173 per articolo accessorio
raccordo ceramico
*See page 173 for complementary
extended pan connector (ceramic)
*Ver pagina 173 para accesorio
de unión cerámico



Kit fissaggi per sanitari
Kit for toilet fittings
Kit fijación inodoros

SBKITWC




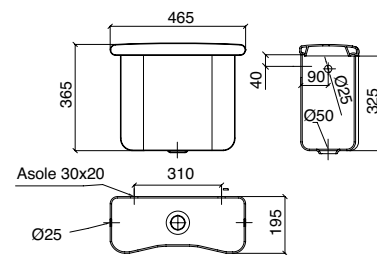
Kit fissaggi lavabo
Kit for washbasin fittings
Kit fijación lavabos

SBKITLA



Cassetta alta con coperchio
High level cistern with lid
 Cisterna alta con tapa

7028
 bianco_white_blanco



Staffe ornamentali per cassetta
 alta 7028 (coppia)
*Ornate brackets for high
 cistern 7028 (pair)*
 Estantes ornamentales para
 cisterna alta 7028 (par)

ST01CR
 cromo_chrome_cromo
 ST01ON
 ottone_brass_latón
 ST01BR
 bronzo_bronze_bronce
 ST01NI
 nichel_nickel_niquel
 ST01OL
 oro_light_english_gold
 oro chiaro
 ST01RA
 rame_copper_cobre
 ST01NN
 nichel nero_black_nickel
 niquel negro



Batteria di scarico per cassetta alta 7028
 con catenella e pull in cerámica bianca
*High level mechanism for cistern 7028
 with pull chain white ceramic*
 Mecanismo para cisterna alta 7028 con
 cadena y maneta cerámica blanca

MC01CR
 cromo_chrome_cromo
 MC01ON
 ottone_brass_latón
 MC01BR
 bronzo_bronze_bronce
 MC01NI
 nichel_nickel_niquel
 MC01OL
 oro_light_english_gold
 oro chiaro
 MC01RA
 rame_copper_cobre
 MC01NN
 nichel nero_black_nickel
 niquel negro



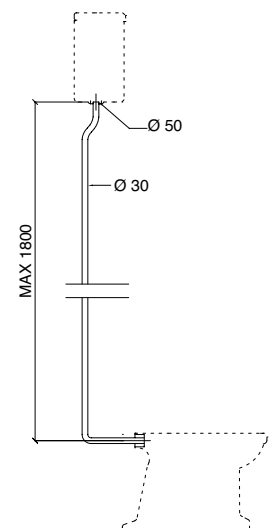
Batteria di scarico per cassetta alta 7028
 con catenella e pull in cerámica nera
*High level mechanism for cistern 7028
 with pull chain black ceramic*
 Mecanismo para cisterna alta 7028 con
 cadena y maneta cerámica negra

MC01nCR
 cromo_chrome_cromo
 MC01nON
 ottone_brass_latón
 MC01nBR
 bronzo_bronze_bronce
 MC01nNI
 nichel_nickel_niquel
 MC01nOL
 oro_light_english_gold
 oro chiaro
 MC01nRA
 rame_copper_cobre
 MC01nNN
 nichel nero_black_nickel
 niquel negro



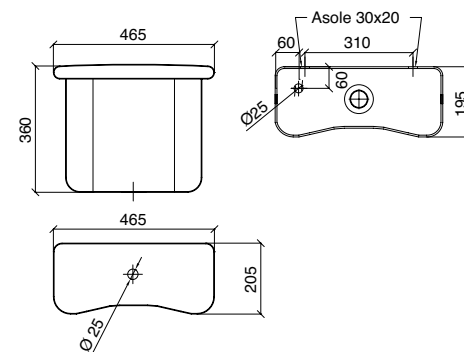
Tubo esterno in ottone pesante
per cassetta alta 7028
Flush pipe for high level cistern 7028
Tubo exterior para cisterna alta 7028

- TB01CR
cromo_chrome_cromo
- TB01ON
ottone_brass_latón
- TB01BR
bronzo_bronze_bronce
- TB01NI
nichel_nickel_niquel
- TB01OL
oro_light_english_gold
oro claro
- TB01RA
rame_copper_cobre
- TB01NN
nichel_nero_black_nickel
niquel negro



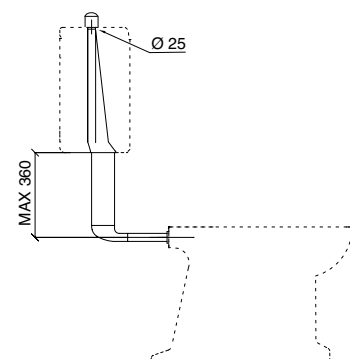
Cassetta zaino con coperchio
con foro superiore
Low level cistern
(for push button mechanism)
Cisterna baja con tapa con
orificio superior

7029
bianco_white_blanco



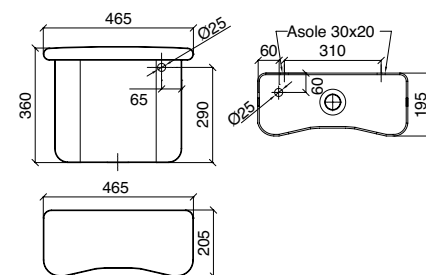
Batteria di scarico per cassetta zaino
7029 con pulsante e tubo
Low level mechanism for cistern 7029
with push button and pipe
Mecanismo para cisterna baja 7029
con pulsador y tubo

- MC06CR
cromo_chrome_cromo
- MC06ON
ottone_brass_latón
- MC06BR
bronzo_bronze_bronce
- MC06NI
nichel_nickel_niquel
- MC06OL
oro_light_english_gold
oro claro
- MC06RA
rame_copper_cobre
- MC06NN
nichel_nero_black_nickel
niquel negro



Cassetta zaino con foro
anteriore e coperchio senza foro
Low level cistern
(for lever mechanism)
Cisterna baja con orificio
frontal y tapa sin orificio

7029L
bianco_white_blanco





Batteria di scarico per cassetta zaino 7029L con tubo e leva frontale in ceramica bianca
Low level mechanism for cistern 7029L with pipe and front lever white ceramic
 Mecanismo para cisterna baja 7029L con tubo y maneta frontal cerámica blanca

MC06LCR
 cromo_chrome_cromo

MC06LON
 ottone_brass_latón

MC06LBR
 bronzo_bronze_bronce

MC06LNI
 nichel_nickel_niquel

MC06LOL
 oro light_english_gold
 oro chiaro

MC06LRA
 rame_copper_cobre

MC06LNN
 nichel nero_black_nickel
 niquel negro



Batteria di scarico per cassetta zaino 7029L con tubo e leva frontale in ceramica nera
Low level mechanism for cistern 7029L with pipe and front lever black ceramic
 Mecanismo para cisterna baja 7029L con tubo y maneta frontal cerámica negra

MC06LnCR
 cromo_chrome_cromo

MC06LnON
 ottone_brass_latón

MC06LnBR
 bronzo_bronze_bronce

MC06LnNI
 nichel_nickel_niquel

MC06LnOL
 oro light_english_gold
 oro chiaro

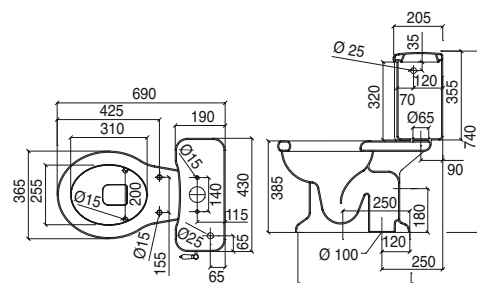
MC06LnRA
 rame_copper_cobre

MC06LnNN
 nichel nero_black_nickel
 niquel negro



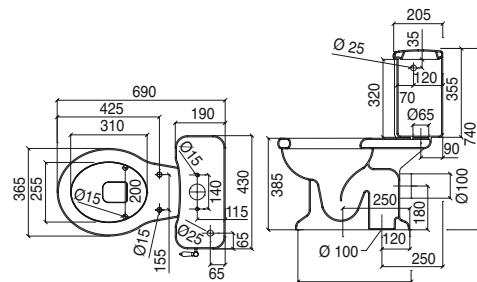
Vaso monoblocco a brida grondante sacrico terra
Close coupled pan floor drain
 Inodoro monobloc salida suelo

7032
 bianco_white_blanco



Vaso monoblocco a brida grondante scarico parete
Close coupled pan wall drain
 Inodoro monobloc salida pared

7034
 bianco_white_blanco



*Si veda pag 173 per articolo accessorio raccordo ceramico

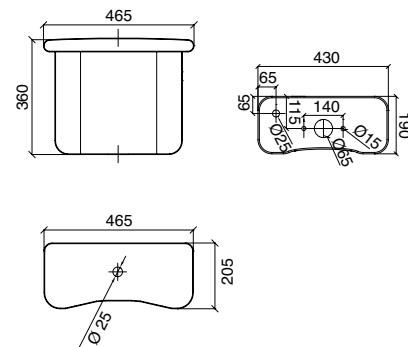
*See page 173 for complementary extended pan connector (ceramic)

*Ver pagina 173 para accesorio de unión cerámico



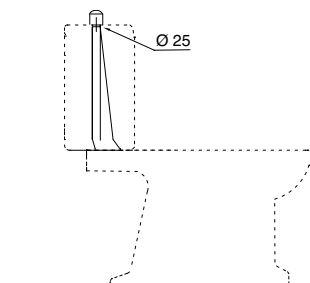
Cassetta monoblocco con coperchio con foro superiore
Close coupled cistern (for push button mechanism)
 Cisterna monobloc con tapa orificio superior

7030
 bianco_white_blanco



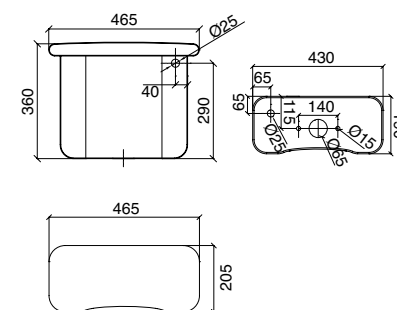
Batteria di scarico per cassetta monoblocco 7030 con pulsante
Close coupled mechanism for cistern 7030 with push button
 Mecanismo para cisterna monobloc 7030 con pulsador

MC08CR
 cromo_chrome_cromo
MC08ON
 ottone_brass_latón
MC08BR
 bronzo_bronze_bronce
MC08NI
 nichel_nickel_niquel
MC08OL
 oro light_english gold
 oro claro
MC08RA
 rame_copper_cobre
MC08NN
 nichel nero_black nickel
 niquel negro



Cassetta monoblocco con foro anteriore e coperchio senza foro
Closed coupled cistern (for lever mechanism)
 Cisterna monobloc con orificio frontal y tapa sin orificio

7030L
 bianco_white_blanco



Batteria di scarico per cassetta monoblocco 7030L con leva frontale in ceramica bianca
Close coupled mechanism for cistern 7030L with front lever white ceramic
 Mecanismo para cisterna monobloc 7030L maneta frontal cerámica blanca

MC08LCR
 cromo_chrome_cromo
MC08LON
 ottone_brass_latón
MC08LBR
 bronzo_bronze_bronce
MC08LNI
 nichel_nickel_niquel
MC08LOL
 oro light_english gold
 oro claro
MC08LRA
 rame_copper_cobre
MC08LNN
 nichel nero_black nickel
 niquel negro



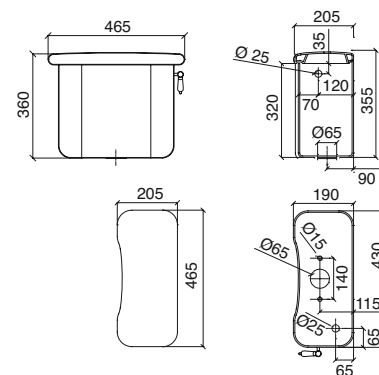
Batteria di scarico per cassetta monoblocco 7030L con leva frontale in cerámica nera
Close coupled mechanism for cistern 7030L with front lever black ceramic
 Mecanismo para cisterna monobloc 7030L con maneta frontal cerámica negra

- MC08LnCR
cromo_chrome_cromo
- MC08LnON
ottone_brass_latón
- MC08LnBR
bronzo_bronze_bronce
- MC08LnNI
nichel_nickel_niquel
- MC08LnOL
oro_light_english_gold
oro chiaro
- MC08LnRA
rame_copper_cobre
- MC08LnNN
nichel_nero_black_nickel
niquel negro



Cassetta monoblocco con foro laterale e coperchio senza foro
Close coupled cistern with side hole for lever mechanism with lid
 Cisterna monoblocco con orificio lato y tapa sin orificio

7030LL
bianco_white_blanco



Batteria di scarico per cassetta monoblocco 7030LL con leva laterale in cerámica bianca
Close coupled mechanism for cistern 7030LL with side lever white ceramics
 Mecanismo para cisterna monobloc 7030LL maneta frontal cerámica blanca

- MC08LLCR
cromo_chrome_cromo
- MC08LLON
ottone_brass_latón
- MC08LLBR
bronzo_bronze_bronce
- MC08LLNI
nichel_nickel_niquel
- MC08LLOL
oro_light_english_gold
oro chiaro
- MC08LLRA
rame_copper_cobre
- MC08LLNN
nichel_nero_black_nickel
niquel negro



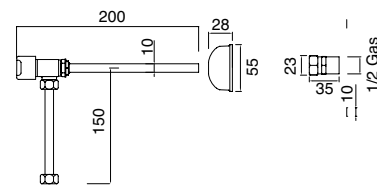
Batteria di scarico per cassetta monoblocco 7030LL con leva laterale in cerámica nera
Close coupled mechanism for cistern 7030LL with side lever black ceramics
 Mecanismo para cisterna monobloc 7030LL con maneta frontal cerámica negra

- MC08LLnCR
cromo_chrome_cromo
- MC08LLnON
ottone_brass_latón
- MC08LLnBR
bronzo_bronze_bronce
- MC08LLnNI
nichel_nickel_niquel
- MC08LLnOL
oro_light_english_gold
oro chiaro
- MC08LLnRA
rame_copper_cobre
- MC08LLnNN
nichel_nero_black_nickel
niquel negro



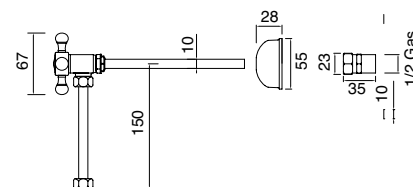
Rubinetto di adduzione acqua per cassette esterne in ceramica
Tap for external ceramic cisterns
 Grifo toma de agua para cisternas exteriores cerámicas

AT78CR
 AT78ON
 AT78BR
 AT78NI
 AT78OL
 AT78NN



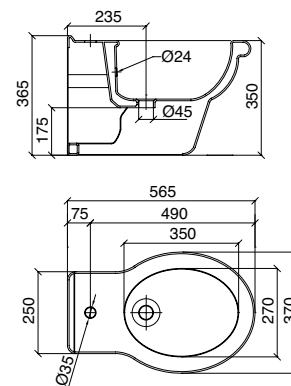
Rubinetto di adduzione acqua per cassette esterne in ceramica
Tap for external ceramic cisterns
 Grifo toma de agua para cisternas exteriores cerámicas

AT77CR
 AT77ON
 AT77BR
 AT77NI
 AT77OL
 AT77NN



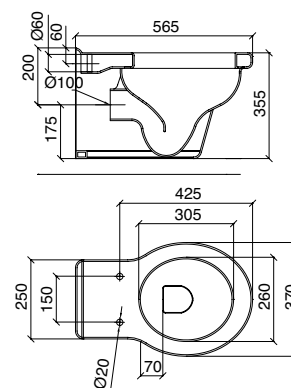
Bidet sospeso monoforo erogazione esterna
Wall hung bidet external output single hole
 Bidé con evacuación externa 1 orificio

7098
 bianco_ white_ blanco



Vaso sospeso a brida grondante
Wall hung pan
 Inodoro suspendido

7024
 bianco_ white_ blanco



Sostegno universale vaso / bidet sospesi
Universal stand for wall hung pan/bidet
 Bastidor universal para inodoro y bidé suspendidos

0002



Kit fissaggi per sanitari
Kit for toilet fittings
 Kit fijación inodoros

SBKITWC



Kit fissaggi lavabo
Kit for washbasin fittings
 Kit fijación lavabos

SBKITLA



SEDILI	SEATS	ASIENTOS	Cod.
Sedile bianco	White seat	Asiento blanco	
Cerniere cromo	Chrome hinges	Bisagras cromo	S020CR
Cerniere oro light	English gold hinges	Bisagras oro claro	S020OL
Cerniere bronzo	Bronze hinges	Bisagras bronze	S020BR
Cerniere nichel	Nickel hinges	Bisagras niquel	S020NI
Cerniere ottone naturale	Brass hinges	Bisagras latón natural	S020ON
Cerniere nichel nero	Black nickel hinges	Bisagras niquel nero	S020NN
Cerniere rallentata cromo	Soft_close hinges chrome	Bisagras soft-close crome	S020csCR
Cerniere rallentata oro light	Soft_close hinges English gold	Bisagras soft-close oro claro	S020csOL
Cerniere rallentata bronzo	Soft_close hinges bronze	Bisagras soft-close bronze	S020csBR
Cerniere rallentata nichel	Soft_close hinges nickel	Bisagras soft-close niquel	S020csNI
Sedile faggio tinto noce	Walnut stained beech seat	Asiento haya tinta nuez	
Cerniere cromo	Chrome hinges	Bisagras cromo	S030CR
Cerniere oro light	English gold hinges	Bisagras oro claro	S030OL
Cerniere bronzo	Bronze hinges	Bisagras bronze	S030BR
Cerniere nichel	Nickel hinges	Bisagras niquel	S030NI
Cerniere ottone naturale	Brass hinges	Bisagras latón natural	S030ON
Cerniere nichel nero	Black nickel hinges	Bisagras niquel nero	S030NN
Cerniere rallentata cromo	Soft_close hinges chrome	Bisagras soft-close crome	S030csCR
Cerniere rallentata oro light	Soft_close hinges English gold	Bisagras soft-close oro claro	S030csOL
Cerniere rallentata bronzo	Soft_close hinges bronze	Bisagras soft-close bronze	S030csBR
Cerniere rallentata nichel	Soft_close hinges nickel	Bisagras soft-close niquel	S030csNI
Sedile Nero opaco	Satin black seat	Asiento negro mate	
Cerniere cromo	Chrome hinges	Bisagras cromo	S036CR
Cerniere oro light	English gold hinges	Bisagras oro claro	S036OL
Cerniere bronzo	Bronze hinges	Bisagras bronze	S036BR
Cerniere nichel	Nickel hinges	Bisagras niquel	S036NI
Cerniere ottone naturale	Brass hinges	Bisagras latón natural	S036ON
Cerniere nichel nero	Black nickel hinges	Bisagras niquel nero	S036NN
Cerniere rallentata cromo	Soft_close hinges chrome	Bisagras soft-close crome	S036csCR
Cerniere rallentata oro light	Soft_close hinges English gold	Bisagras soft-close oro claro	S036csOL
Cerniere rallentata bronzo	Soft_close hinges bronze	Bisagras soft-close bronze	S036csBR
Cerniere rallentata nichel	Soft_close hinges nickel	Bisagras soft-close niquel	S036csNI
Sedile Nero Lucido	Shiny black seat	Asiento negro brillante	
Cerniere cromo	Chrome hinges	Bisagras cromo	S039CR
Cerniere oro light	English gold hinges	Bisagras oro claro	S039OL
Cerniere bronzo	Bronze hinges	Bisagras bronze	S039BR
Cerniere nichel	Nickel hinges	Bisagras niquel	S039NI
Cerniere ottone naturale	Brass hinges	Bisagras latón natural	S039ON
Cerniere nichel nero	Black nickel hinges	Bisagras niquel nero	S039NN
Cerniere rallentata cromo	Soft_close hinges chrome	Bisagras soft-close crome	S039csCR
Cerniere rallentata oro light	Soft_close hinges English gold	Bisagras soft-close oro claro	S039csOL
Cerniere rallentata bronzo	Soft_close hinges bronze	Bisagras soft-close bronze	S039csBR
Cerniere rallentata nichel	Soft_close hinges nickel	Bisagras soft-close niquel	S039csNI
Sedile faggio tinto ciliegio	Cherry stained beech seat	Asiento haya tinta cerezo	
Cerniere cromo	Chrome hinges	Bisagras cromo	S044CR
Cerniere oro light	English gold hinges	Bisagras oro claro	S044OL
Cerniere bronzo	Bronze hinges	Bisagras bronze	S044BR
Cerniere nichel	Nickel hinges	Bisagras niquel	S044NI
Cerniere ottone naturale	Brass hinges	Bisagras latón natural	S044ON
Cerniere nichel nero	Black nickel hinges	Bisagras niquel nero	S044NN
Cerniere rallentata cromo	Soft_close hinges chrome	Bisagras soft-close crome	S044csCR
Cerniere rallentata oro light	Soft_close hinges English gold	Bisagras soft-close oro claro	S044csOL
Cerniere rallentata bronzo	Soft_close hinges bronze	Bisagras soft-close bronze	S044csBR
Cerniere rallentata nichel	Soft_close hinges nickel	Bisagras soft-close niquel	S044csNI
Sedile frassino tinto mogano	Mahogany stained ash seat	Asiento ceniza tinta caoba	
Cerniere cromo	Chrome hinges	Bisagras cromo	S049CR
Cerniere oro light	English gold hinges	Bisagras oro claro	S049OL
Cerniere bronzo	Bronze hinges	Bisagras bronze	S049BR
Cerniere nichel	Nickel hinges	Bisagras niquel	S049NI
Cerniere ottone naturale	Brass hinges	Bisagras latón natural	S049ON
Cerniere nichel nero	Black nickel hinges	Bisagras niquel nero	S049NN
Cerniere rallentata cromo	Soft_close hinges chrome	Bisagras soft-close crome	S049csCR
Cerniere rallentata oro light	Soft_close hinges English gold	Bisagras soft-close oro claro	S049csOL
Cerniere rallentata bronzo	Soft_close hinges bronze	Bisagras soft-close bronze	S049csBR
Cerniere rallentata nichel	Soft_close hinges nickel	Bisagras soft-close niquel	S049csNI



Alza coperchio sedili compatibile con qualsiasi sedile Sbordoni
Toilet seat handle compatible with all Sbordoni seats
 Manija para asiento compatible con todos los modelos Sbordoni

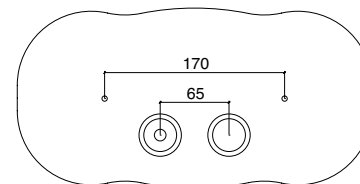
SBMANSEDCR
 SBMANSEDON
 SBMANSEDBR
 SBMANSEDNI
 SBMANSEDOL
 SBMANSEDNN

PLACCHE *_flush plate*



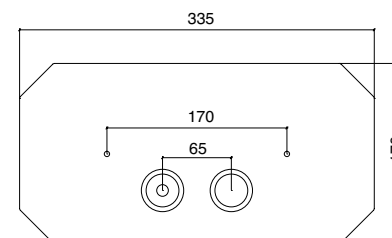
Placca di comando per cassetta Geberit tipo UNICA, KOMBIFIX, UP300, UP320 o simili
Push botton flush plate for Geberit recessed cisterns types Unica, Kombifix, UP300, UP320 or similar
 Placa de comando para cisternas empotradas Geberit Unica, Kombifix, UP300, UP320, Sigma, Omega o similares

SB070CR
 SB070ON
 SB070BR
 SB070NI
 SB070OL
 SB070NN



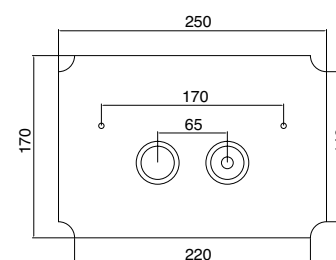
Placca di comando per cassetta Geberit tipo UNICA, KOMBIFIX, UP300, UP320 o simili
Push botton flush plate for Geberit recessed cisterns types Unica, Kombifix, UP300, UP320 or similar
 Placa de comando para cisternas empotradas Geberit Unica, Kombifix, UP300, UP320, Sigma, Omega o similares

SB071CR
 SB071ON
 SB071BR
 SB071NI
 SB071OL
 SB071NN



Placca di comando per cassetta Geberit tipo UNICA, KOMBIFIX, UP300, UP320 o simili
Push botton flush plate for Geberit recessed cisterns types Unica, Kombifix, UP300, UP320 or similar
 Placa de comando para cisternas empotradas Geberit Unica, Kombifix, UP300, UP320, Sigma, Omega o similares

SB073CR
 SB073ON
 SB073BR
 SB073NI
 SB073OL
 SB073NN

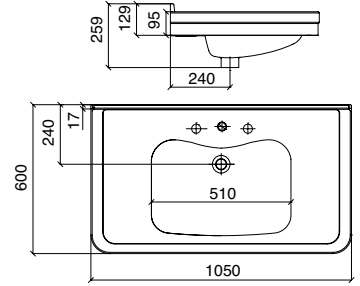




Consolle Neoclassica con alzatina
1-3 fori rubinetteria - 1050mm
*Console basin Neoclassica with
backboard 1-3 tap holes - 1050mm*
Consola Neoclassica
1-3 orificios - 1050mm

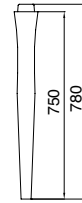
5700/1
bianco_white_blanco
monoforo_single tap hole
_un orificio

5700/3
bianco_white_blanco
tre fori_three tap holes
_tres orificios



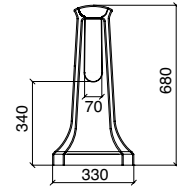
Coppia di gambe ceramiche
per consolle 5700
*Pair of ceramic legs for console
art 5700*
Patas de cerámica para consola 5700

G571
bianco_white_blanco




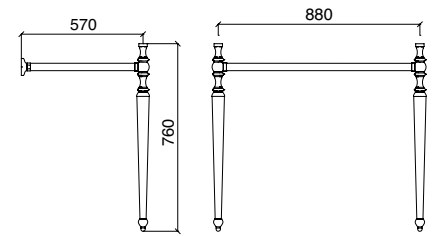
Colonna per lavabo
Pedestal for washbasin
Pedestal para lavabos

5771
bianco_white_blanco



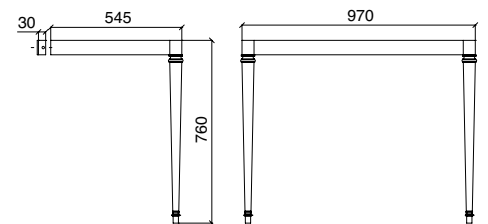
Struttura metallica per lavabo 5700
Metal stand for washbasin 5700
Soporte metalico para consola 5700

P5700CR
cromo_chrome_cromo
P5700BR
bronzo_bronze_bronce
P5700NI
nichel_nickel_niquel
P5700OL
oro light_english gold
oro claro
P5700NN
nichel nero_black nickel
niquel negro



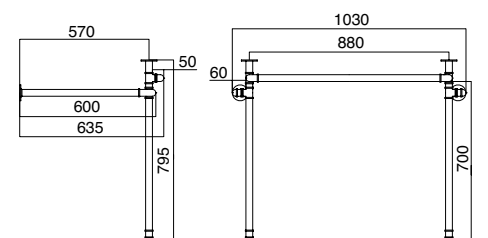
Struttura metallica per consolle 5700
Art Déco metal stand for console 5700
Soporte metalico para consola 5700

N5700CR
cromo_chrome_cromo
N5700BR
bronzo_bronze_bronce
N5700NI
nichel_nickel_niquel
N5700OL
oro light_english gold
oro claro
N5700NN
nichel nero_black nickel
niquel negro



Struttura metallica New York
per lavabo 5700
*New York Metal stand
for washbasin 5700*
Soporte metalico New York
para lavabo 5700

Y5700CR
cromo_chrome_cromo
Y5700BR
bronzo_bronze_bronce
Y5700NI
nichel_nickel_niquel
Y5700OL
oro light_english gold
oro claro
Y5700NN
nichel nero_black nickel
niquel negro

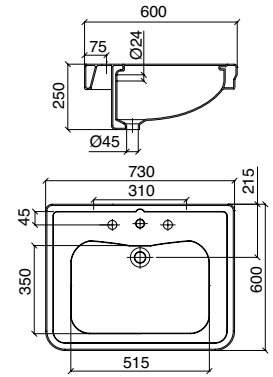


Lavabo con bordo paraspruzzo
1-3 fori rubinetteria - 730mm
Washbasin with splash plate
1-3 tap holes - 730mm
Lavabo 1-3 orificios - 730mm



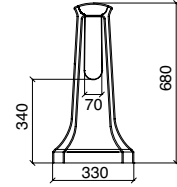
5775/1
bianco_white_blanco
monoforo_single tap hole
_un orificio

5775/3
bianco_white_blanco
tre fori_three tap holes
_tres orificios



Colonna per lavabo
Pedestal for washbasin
Pedestal para lavabos

5771
bianco_white_blanco



Struttura metallica per lavabo 5775
Metal stand for washbasin 5775
Soporte metalico para lavabo 5775

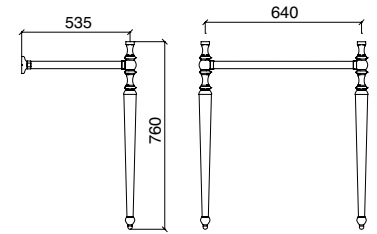
P5775CR
cromo_chrome_cromo

P5775BR
bronzo_bronze_bronce

P5775NI
nichel_nickel_niquel

P5775OL
oro light_english gold
oro claro

P5775NN
nichel nero_black nickel
niquel negro



Struttura metallica per lavabo 5775
Art Déco metal stand for washbasin 5775
Soporte metalico para lavabo 5775

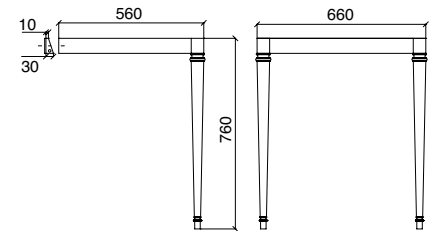
N5775CR
cromo_chrome_cromo

N5775BR
bronzo_bronze_bronce

N5775NI
nichel_nickel_niquel

N5775OL
oro light_english gold
oro claro

N5775NN
nichel nero_black nickel
niquel negro



Struttura metallica New York
per lavabo 5775
New York Metal stand
for washbasin 5775
Soporte metalico New York
para lavabo 5775

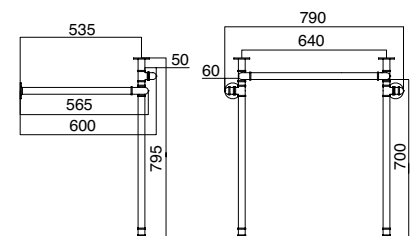
Y5775CR
cromo_chrome_cromo

Y5775BR
bronzo_bronze_bronce

Y5775NI
nichel_nickel_niquel

Y5775OL
oro light_english gold
oro claro

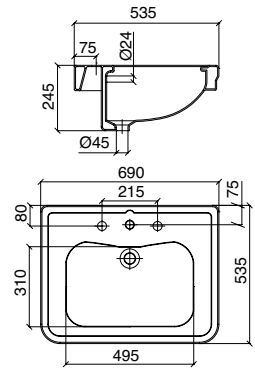
Y5775NN
nichel nero_black nickel
niquel negro



Lavabo con bordo paraspruzzo
1-3 fori rubinetteria - 690mm
Washbasin with splash plate
1-3 tap holes - 690mm
Lavabo 1-3 orificios - 690mm



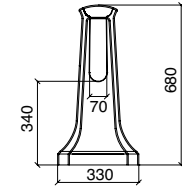
5770/1
bianco_white_blanco
monoforo_single tap hole
_un orificio



5770/3
bianco_white_blanco
tre fori_three tap holes
_tres orificios

Colonna per lavabo
Pedestal for washbasin
Pedestal para lavabos

5771
bianco_white_blanco



Struttura metallica per lavabo 5770
Metal stand for washbasin 5770
Soporte metalico para lavabo 5770

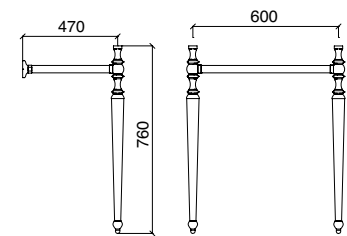
P5770CR
cromo_chrome_cromo

P5770BR
bronzo_bronze_bronce

P5770NI
nichel_nickel_niquel

P5770OL
oro light_english gold
oro claro

P5770NN
nichel nero_black nickel
niquel negro



Struttura metallica per lavabo 5770
Art Déco metal stand for washbasin 5770
Soporte metalico para lavabo 5770

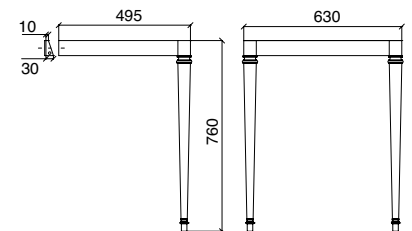
N5770CR
cromo_chrome_cromo

N5770BR
bronzo_bronze_bronce

N5770NI
nichel_nickel_niquel

N5770OL
oro light_english gold
oro claro

N5770NN
nichel nero_black nickel
niquel negro



Struttura metallica New York
per lavabo 5770
New York Metal stand
for washbasin 5770
Soporte metalico New York
para lavabo 5770

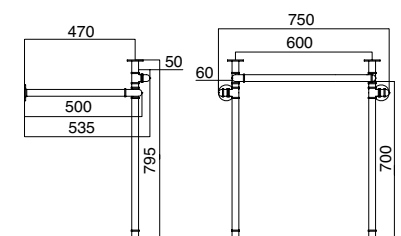
Y5770CR
cromo_chrome_cromo

Y5770BR
bronzo_bronze_bronce

Y5770NI
nichel_nickel_niquel

Y5770OL
oro light_english gold
oro claro

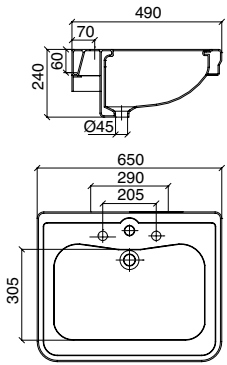
Y55770NN
nichel nero_black nickel
niquel negro



Lavabo 1-3 fori rubinetteria - 650mm
 Washbasin 1-3 tap holes - 650mm
 Lavabo 1-3 orificios - 650mm



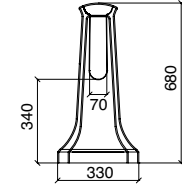
5765/1
 bianco_white_blanco
 monoforo_single tap hole
 _un orificio



5765/3
 bianco_white_blanco
 tre fori_three tap holes
 _tres orificios

Colonna per lavabo
 Pedestal for washbasin
 Pedestal para lavabos

5771
 bianco_white_blanco



Struttura metallica per lavabo 5765
 Metal stand for washbasin 5765
 Soporte metalico para lavabo 5765

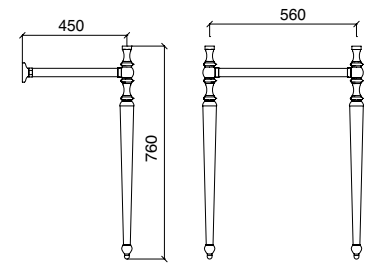
P5765CR
 cromo_chrome_cromo

P5765BR
 bronzo_bronze_bronce

P5765NI
 nichel_nickel_niquel

P5765OL
 oro light_english gold
 oro claro

P5765NN
 nichel nero_black nickel
 niquel negro



Struttura metallica per lavabo 5765
 Art Déco metal stand for washbasin 5765
 Soporte metalico para lavabo 5765

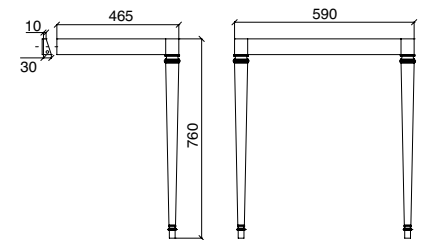
N5765CR
 cromo_chrome_cromo

N5765BR
 bronzo_bronze_bronce

N5765NI
 nichel_nickel_niquel

N5765OL
 oro light_english gold
 oro claro

N5765NN
 nichel nero_black nickel
 niquel negro



Struttura metallica New York
 per lavabo 5765
 New York Metal stand
 for washbasin 5765
 Soporte metalico New York
 para lavabo 5765

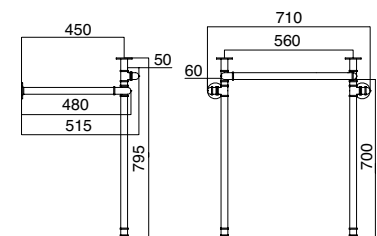
Y5765CR
 cromo_chrome_cromo

Y5765BR
 bronzo_bronze_bronce

Y5765NI
 nichel_nickel_niquel

Y5765OL
 oro light_english gold
 oro claro

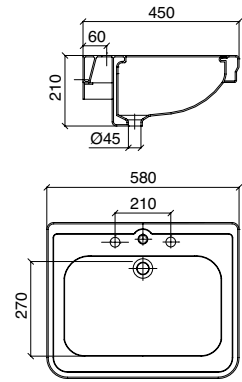
Y5765NN
 nichel nero_black nickel
 niquel negro



Lavabo 1-3 fori rubinetteria - 580mm
 Washbasin 1-3 tap holes - 580mm
 Lavabo 1-3 orificios - 580mm



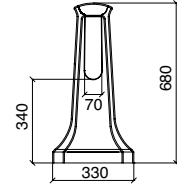
5758/1
 bianco_white_blanco
 monoforo_single tap hole
 _un orificio



5758/3
 bianco_white_blanco
 tre fori_three tap holes
 _tres orificios

Colonna per lavabo
 Pedestal for washbasin
 Pedestal para lavabos

5771
 bianco_white_blanco



Struttura metallica per lavabo 5758
 Metal stand for washbasin 5758
 Soporte metalico para lavabo 5758

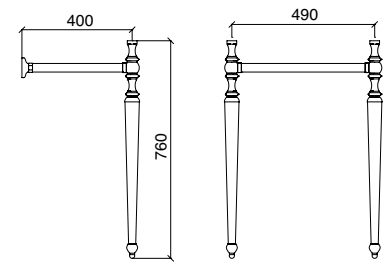
P5758CR
 cromo_chrome_cromo

P5758BR
 bronzo_bronze_bronce

P5758NI
 nichel_nickel_niquel

P5758OL
 oro light_english gold
 oro claro

P5758NN
 nichel nero_black nickel
 niquel negro



Struttura metallica per lavabo 5758
 Art Déco metal stand for washbasin 5758
 Soporte metalico para lavabo 5758

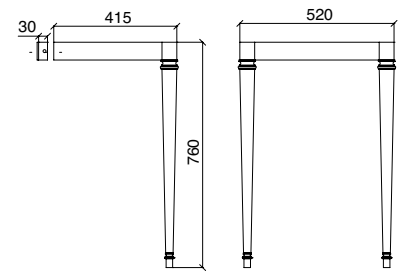
N5758CR
 cromo_chrome_cromo

N5758BR
 bronzo_bronze_bronce

N5758NI
 nichel_nickel_niquel

N5758OL
 oro light_english gold
 oro claro

N5758NN
 nichel nero_black nickel
 niquel negro



Struttura metallica New York
 per lavabo 5758
 New York Metal stand
 for washbasin 5758
 Soporte metalico New York
 para lavabo 5758

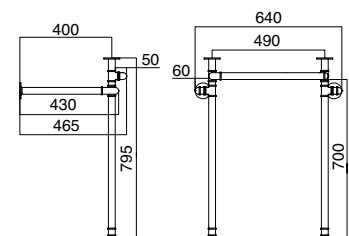
Y5758CR
 cromo_chrome_cromo

Y5758BR
 bronzo_bronze_bronce

Y5758NI
 nichel_nickel_niquel

Y5758OL
 oro light_english gold
 oro claro

Y5758NN
 nichel nero_black nickel
 niquel negro





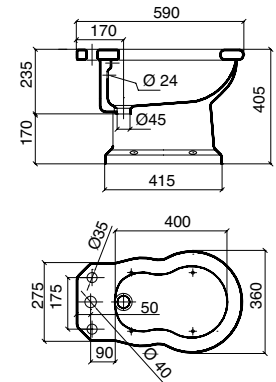
Bidet erogazione esterna/ interna
1-3 fori rubinetteria - 590mm
Bidet with external/internal output
1-3 tap holes - 590mm
Bidé con evacuación externa/interna
1-3 orificios - 590mm

5903/1

bianco_white_blanco
monoforo_single tap hole
_un orificio

5903/3

bianco_white_blanco
tre fori_three tap holes
_tres orificios



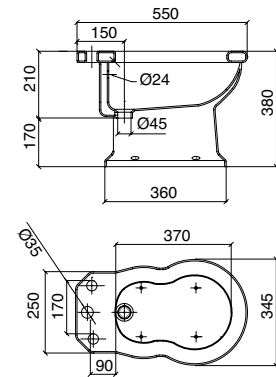
Bidet erogazione esterna/ interna
1-3 fori rubinetteria - 550mm
Bidet with external/internal output
1-3 tap holes - 550mm
Bidé con evacuación externa/interna
1-3 orificios - 550mm

5901/1

bianco_white_blanco
monoforo_single tap hole
_un orificio

5901/3

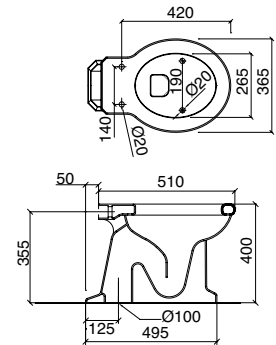
bianco_white_blanco
tre fori_three tap holes
_tres orificios



Vaso a brida grondante scarico terra
Low level pan floor drain
Inodoro salida suelo

5107

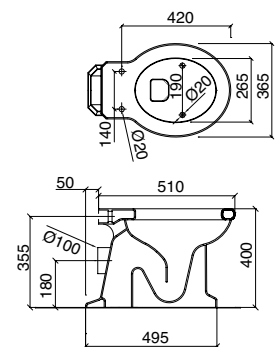
bianco_white_blanco



Vaso a brida grondante scarico parete
Low level pan wall drain
Inodoro salida pared

5109

bianco_white_blanco


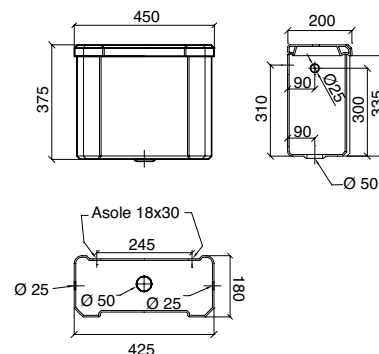


*Si veda pag 173 per articolo accessorio
raccordo ceramico
*See page 173 for complementary
extended pan connector (ceramic)
*Ver pagina 173 para accesorio
de unión cerámico



Cassetta alta con coperchio
High level cistern with lid
 Cisterna alta con tapa

5128
 bianco_white_blanco



Staffe ornamentali per cassetta
 alta 5128 (coppia)
*Ornate brackets for high
 cistern 5128 (pair)*
 Estantes ornamentales para
 cisterna alta 5128 (par)

ST01CR
 cromo_chrome_cromo
 ST01ON
 ottone_brass_latón
 ST01BR
 bronzo_bronze_bronce
 ST01NI
 nichel_nickel_niquel
 ST01OL
 oro_light_english_gold
 oro chiaro
 ST01RA
 rame_copper_cobre
 ST01NN
 nichel nero_black_nickel
 niquel negro



Batteria di scarico per cassetta alta 5128
 con catenella e pull in cerámica bianca
*High level mechanism for cistern 5128
 with pull chain white ceramic*
 Mecanismo para cisterna alta 5128 con
 cadena y maneta cerámica blanca

MC01CR
 cromo_chrome_cromo
 MC01ON
 ottone_brass_latón
 MC01BR
 bronzo_bronze_bronce
 MC01NI
 nichel_nickel_niquel
 MC01OL
 oro_light_english_gold
 oro chiaro
 MC01RA
 rame_copper_cobre
 MC01NN
 nichel nero_black_nickel
 niquel negro



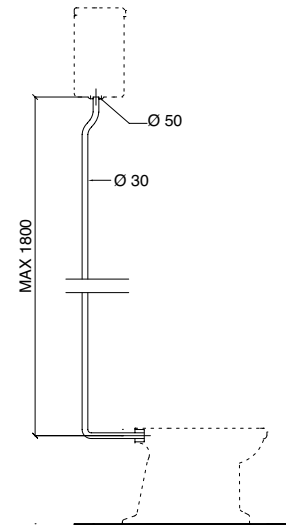
Batteria di scarico per cassetta alta 5128
 con catenella e pull in cerámica nera
*High level mechanism for cistern 5128
 with pull chain black ceramic*
 Mecanismo para cisterna alta 5128 con
 cadena y maneta cerámica negra

MC01nCR
 cromo_chrome_cromo
 MC01nON
 ottone_brass_latón
 MC01nBR
 bronzo_bronze_bronce
 MC01nNI
 nichel_nickel_niquel
 MC01nOL
 oro_light_english_gold
 oro chiaro
 MC01nRA
 rame_copper_cobre
 MC01nNN
 nichel nero_black_nickel
 niquel negro



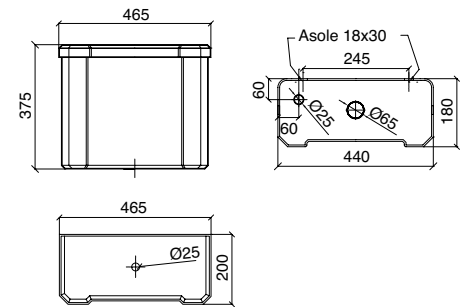
Tubo esterno in ottone pesante
per cassetta alta 5128
Flush pipe for high level cistern 5128
Tubo exterior para cisterna alta 5128

- TB01CR
cromo_chrome_cromo
- TB01ON
ottone_brass_latón
- TB01BR
bronzo_bronze_bronce
- TB01NI
nichel_nickel_niquel
- TB01OL
oro_light_english_gold
oro chiaro
- TB01RA
rame_copper_cobre
- TB01NN
nichel_nero_black_nickel
niquel negro



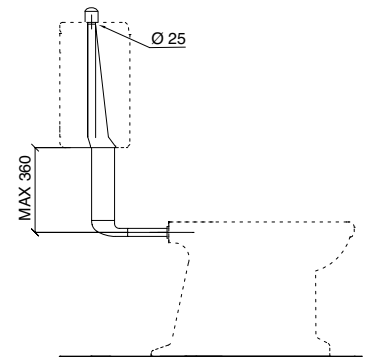
Cassetta zaino con coperchio
con foro superiore
Low level cistern
(for push button mechanism)
Cisterna baja con tapa con
orificio superior

5129
bianco_white_bianco



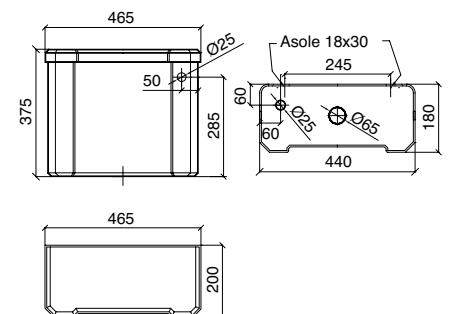
Batteria di scarico per cassetta zaino
5129 completa di pulsante e tubo
Low level mechanism for cistern 5129
with push button and pipe
Mecanismo para cisterna baja con
pulsador y tubo

- MC06CR
cromo_chrome_cromo
- MC06ON
ottone_brass_latón
- MC06BR
bronzo_bronze_bronce
- MC06NI
nichel_nickel_niquel
- MC06OL
oro_light_english_gold
oro chiaro
- MC06RA
rame_copper_cobre
- MC06NN
nichel_nero_black_nickel
niquel negro



Cassetta zaino con foro
anteriore e coperchio senza foro
Low level cistern
(for lever mechanism)
Cisterna baja con orificio
frontal y tapa sin orificio

5129L
bianco_white_bianco





Batteria di scarico per cassetta zaino 5129L con tubo e leva frontale in ceramica bianca
Low level mechanism for cistern 5129L with pipe and front lever white ceramic
 Mecanismo para cisterna baja 5129L con tubo y maneta frontal ceramica blanca

- MC06LCR
cromo_chrome_cromo
- MC06LON
ottone_brass_laton
- MC06LBR
bronzo_bronze_bronce
- MC06LNI
nichel_nickel_niquel
- MC06LOL
oro_light_english_gold
oro chiaro
- MC06LRA
rame_copper_cobre
- MC06LNN
nichel_nero_black_nickel
niquel negro



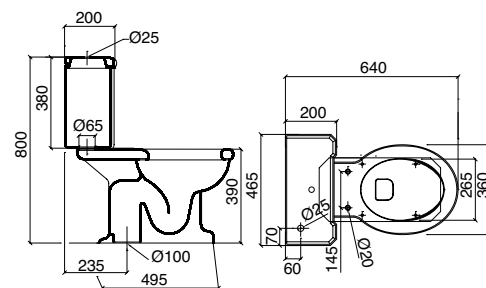
Batteria di scarico per cassetta zaino 5129L con tubo e leva frontale in ceramica nera
Low level mechanism for cistern 5129L with pipe and front lever black ceramic
 Mecanismo para cisterna baja 5129L con tubo y maneta frontal ceramica negra

- MC06LnCR
cromo_chrome_cromo
- MC06LnON
ottone_brass_laton
- MC06LnBR
bronzo_bronze_bronce
- MC06LnNI
nichel_nickel_niquel
- MC06LnOL
oro_light_english_gold
oro chiaro
- MC06LnRA
rame_copper_cobre
- MC06LnNN
nichel_nero_black_nickel
niquel negro



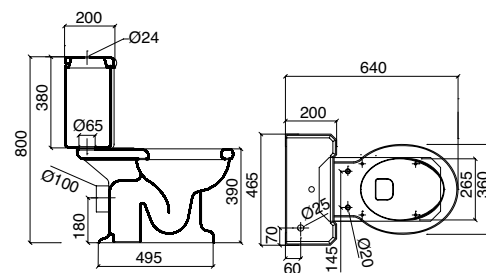
Vaso monoblocco a brida grondante scarico terra
Close coupled pan floor drain
 Inodoro monobloc salida suelo

5177
bianco_white_blanco



Vaso monoblocco a brida grondante scarico parete
Close coupled pan wall drain
 Inodoro monobloc salida pared

5179
bianco_white_blanco

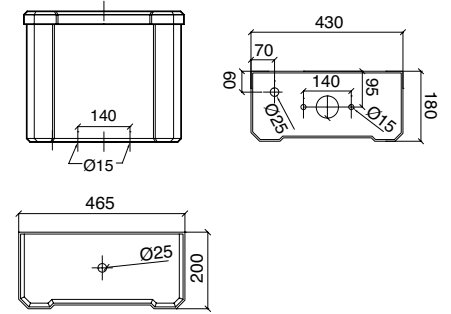


*Si veda pag 173 per articolo accessorio raccordo ceramico
 *See page 173 for complementary extended pan connector (ceramic)
 *Ver pagina 173 para accesorio de union ceramico



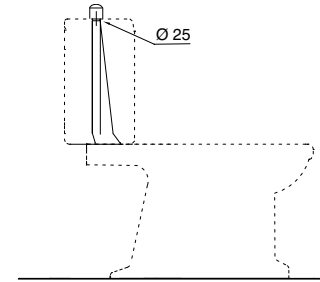
Cassetta monoblocco con
coperchio con foro superiore
Close coupled cistern
(for push button mechanism)
Cisterna monobloc
con tapa orificio superior

5130
bianco_white_blanco



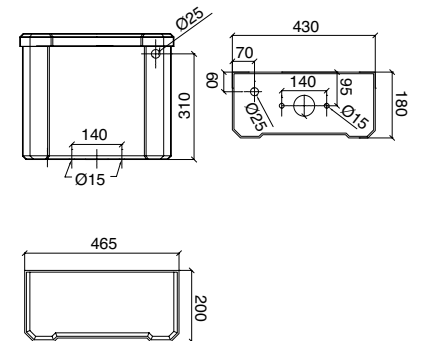
Batteria di scarico per cassetta
monoblocco 5130 con pulsante
Close coupled mechanism for cistern
5130 with push button
Mecanismo para cisterna monobloc
5130 con pulsador

MC08CR
cromo_chrome_cromo
MC08ON
ottone_brass_latón
MC08BR
bronzo_bronze_bronce
MC08NI
nichel_nickel_niquel
MC08OL
oro light_english gold
oro claro
MC08RA
rame_copper_cobre
MC08NN
nichel nero_black nickel
niquel negro



Cassetta monoblocco con foro
anteriore e coperchio senza foro
Closed coupled cistern
(for lever mechanism)
Cisterna monobloc con orificio
frontal y tapa sin orificio

5130L
bianco_white_blanco



Batteria di scarico per cassetta
monoblocco 5130L con leva
frontale in cerámica bianca
Close coupled mechanism for cistern
5130L with front lever white ceramic
Mecanismo para cisterna monobloc
5130L con maneta frontal cerámica
blanca

MC08LCR
cromo_chrome_cromo
MC08LON
ottone_brass_latón
MC08LBR
bronzo_bronze_bronce
MC08LNI
nichel_nickel_niquel
MC08LOL
oro light_english gold
oro claro
MC08LRA
rame_copper_cobre
MC08LNN
nichel nero_black nickel
niquel negro



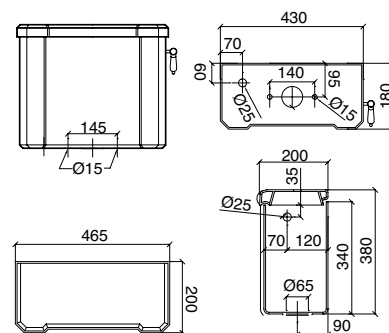
Batteria di scarico per cassetta monoblocco 5130L con leva frontale in cerámica nera
Close coupled mechanism for cistern 5130L with front lever black ceramic
 Mecanismo para cisterna monobloc 5130L con maneta frontal cerámica negra

MC08LnCR
 cromo_chrome_chrome
 MC08LnON
 ottone_brass_latón
 MC08LnBR
 bronzo_bronze_bronce
 MC08LnNI
 nichel_nickel_niquel
 MC08LnOL
 oro_light_english_gold
 oro chiaro
 MC08LnRA
 rame_copper_cobre
 MC08LnNN
 nichel_nero_black_nickel
 niquel negro



Cassetta monoblocco con foro laterale e coperchio senza foro
Close coupled cistern with side hole for lever mechanism with lid
 Cisterna monobloc con orificio lateral y tapa sin orificio

5130LL
 bianco_white_blanco



Batteria di scarico per cassetta monoblocco 5130LL con leva laterale in cerámica bianca
Close coupled mechanism for cistern 5130LL with side lever white ceramics
 Mecanismo para cisterna monobloc 5130LL con maneta lateral cerámica blanca

MC08LLCR
 cromo_chrome_chrome
 MC08LLON
 ottone_brass_latón
 MC08LLBR
 bronzo_bronze_bronce
 MC08LLNI
 nichel_nickel_niquel
 MC08LLOL
 oro_light_english_gold
 oro chiaro
 MC08LLRA
 rame_copper_cobre
 MC08LLNN
 nichel_nero_black_nickel
 niquel negro



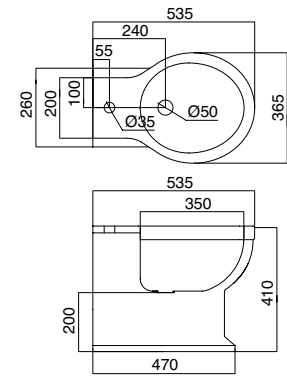
Batteria di scarico per cassetta monoblocco 5130LL con leva laterale in cerámica nera
Close coupled mechanism for cistern 5130LL with side lever black ceramics
 Mecanismo para cisterna monobloc 5130LL con maneta lateral cerámica negra

MC08LLnCR
 cromo_chrome_chrome
 MC08LLnON
 ottone_brass_latón
 MC08LLnBR
 bronzo_bronze_bronce
 MC08LLnNI
 nichel_nickel_niquel
 MC08LLnOL
 oro_light_english_gold
 oro chiaro
 MC08LLnRA
 rame_copper_cobre
 MC08LLnNN
 nichel_nero_black_nickel
 niquel negro



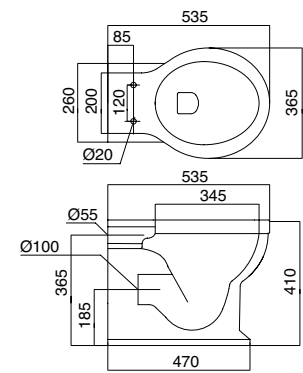
Bidet filomuro monoforo
Back to wall single hole bidet
 bidet back to wall un orificio griferia

5044
 bianco_white_blanco



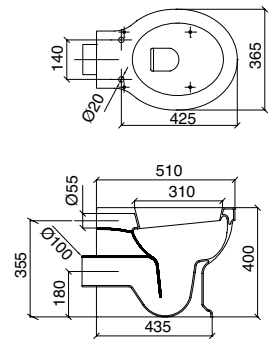
Vaso filomuro scarico unificato
 terra/parete
back to wall pan with unified wall/floor drain
 Inodoro back to wall descarga
 suelo/pared

5033
 bianco_white_blanco



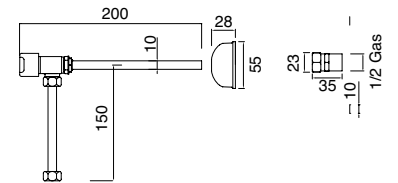
Vaso "Inglese" back to wall scarico parete
Back to wall pan wall drain
 Inodoro "Back to wall" salida pared

5022
 bianco_white_blanco



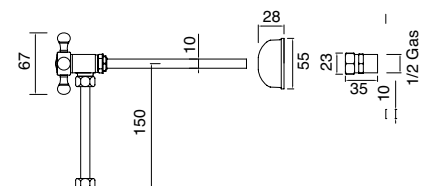
Rubinetto di adduzione acqua
 per cassette esterne in cerámica
Tap for external ceramic cisterns
 Grifo toma de agua para cisternas
 exteriores cerámicas

AT78CR
 AT78ON
 AT78BR
 AT78NI
 AT78OL
 AT78NN



Rubinetto di adduzione acqua
 per cassette esterne in cerámica
Tap for external ceramic cisterns
 Grifo toma de agua para cisternas
 exteriores cerámicas

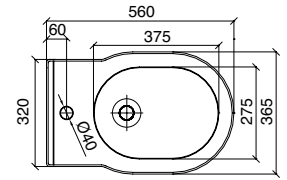
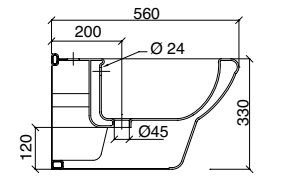
AT77CR
 AT77ON
 AT77BR
 AT77NI
 AT77OL
 AT77NN





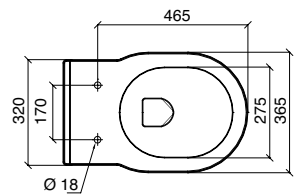
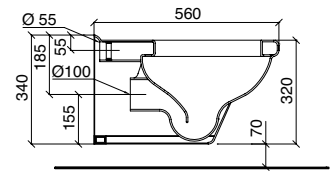
Bidet sospeso monoforo
erogazione esterna
*Wall hung bidet external
output single hole*
Bidé suspendido con evacuación
externa 1 orificio

5306
bianco_white_blanco



Vaso sospeso a brida grondante
Wall hung pan
Inodoro suspendido

5309
bianco_white_blanco



Sostegno universale vaso / bidet sospesi
Universal stand for wall hung pan/bidet
Bastidor universal para inodoro y bidé
suspendidos

0002



Kit fissaggi per sanitari
Kit for toilet fittings
Kit fijación inodoros

SBKITWC



Kit fissaggi lavabo
Kit for washbasin fittings
Kit fijación lavabos

SBKITLA



kit fissaggio per sanitari back to wall
art 5033 e 5044
*Floor fixing kit for sanitarywares
art 5033 and 5044*
Kit de fijación para inodoro 5033
y bidet 5044 back to wall

SBKIT33/44



SEDILI

Sedile bianco

SEATS

White seat

ASIENTOS

Asiento blanco

Cod.

Cerniere cromo	Chrome hinges	Bisagras cromo	S107CR
Cerniere oro light	English gold hinges	Bisagras oro claro	S107OL
Cerniere bronzo	Bronze hinges	Bisagras bronce	S107BR
Cerniere nichel	Nickel hinges	Bisagras niquel	S107NI
Cerniere ottone naturale	Brass hinges	Bisagras latón natural	S107ON
Cerniere nichel nero	Black nickel hinges	Bisagras niquel nero	S107NN
Cerniere rallentata cromo	Soft_close hinges chrome	Bisagras soft-close crome	S107csCR
Cerniere rallentata oro light	Soft_close hinges English gold	Bisagras soft-close oro claro	S107csOL
Cerniere rallentata bronzo	Soft_close hinges bronze	Bisagras soft-close bronce	S107csBR
Cerniere rallentata nichel	Soft_close hinges nickel	Bisagras soft-close niquel	S107csNI



Sedile faggio tinto noce

Walnut stained beech seat

Asiento haya tinta nuez

Cerniere cromo	Chrome hinges	Bisagras cromo	S117CR
Cerniere oro light	English gold hinges	Bisagras oro claro	S117OL
Cerniere bronzo	Bronze hinges	Bisagras bronce	S117BR
Cerniere nichel	Nickel hinges	Bisagras niquel	S117NI
Cerniere ottone naturale	Brass hinges	Bisagras latón natural	S117ON
Cerniere nichel nero	Black nickel hinges	Bisagras niquel nero	S117NN
Cerniere rallentata cromo	Soft_close hinges chrome	Bisagras soft-close crome	S117csCR
Cerniere rallentata oro light	Soft_close hinges English gold	Bisagras soft-close oro claro	S117csOL
Cerniere rallentata bronzo	Soft_close hinges bronze	Bisagras soft-close bronce	S117csBR
Cerniere rallentata nichel	Soft_close hinges nickel	Bisagras soft-close niquel	S117csNI



Sedile faggio tinto ciliegio

Cherry stained beech seat

Asiento haya tinta cerezo

Cerniere cromo	Chrome hinges	Bisagras cromo	S120CR
Cerniere oro light	English gold hinges	Bisagras oro claro	S120OL
Cerniere bronzo	Bronze hinges	Bisagras bronce	S120BR
Cerniere nichel	Nickel hinges	Bisagras niquel	S120NI
Cerniere ottone naturale	Brass hinges	Bisagras latón natural	S120ON
Cerniere nichel nero	Black nickel hinges	Bisagras niquel nero	S120NN
Cerniere rallentata cromo	Soft_close hinges chrome	Bisagras soft-close crome	S120csCR
Cerniere rallentata oro light	Soft_close hinges English gold	Bisagras soft-close oro claro	S120csOL
Cerniere rallentata bronzo	Soft_close hinges bronze	Bisagras soft-close bronce	S120csBR
Cerniere rallentata nichel	Soft_close hinges nickel	Bisagras soft-close niquel	S120csNI



Sedile Nero opaco

Satin black seat

Asiento negro mate

Cerniere cromo	Chrome hinges	Bisagras cromo	S123CR
Cerniere oro light	English gold hinges	Bisagras oro claro	S123OL
Cerniere bronzo	Bronze hinges	Bisagras bronce	S123BR
Cerniere nichel	Nickel hinges	Bisagras niquel	S123NI
Cerniere ottone naturale	Brass hinges	Bisagras latón natural	S123ON
Cerniere nichel nero	Black nickel hinges	Bisagras niquel nero	S123NN
Cerniere rallentata cromo	Soft_close hinges chrome	Bisagras soft-close crome	S123csCR
Cerniere rallentata oro light	Soft_close hinges English gold	Bisagras soft-close oro claro	S123csOL
Cerniere rallentata bronzo	Soft_close hinges bronze	Bisagras soft-close bronce	S123csBR
Cerniere rallentata nichel	Soft_close hinges nickel	Bisagras soft-close niquel	S123csNI



Sedile Nero Lucido

Shiny black seat

Asiento negro brillante

Cerniere cromo	Chrome hinges	Bisagras cromo	S114CR
Cerniere oro light	English gold hinges	Bisagras oro claro	S114OL
Cerniere bronzo	Bronze hinges	Bisagras bronce	S114BR
Cerniere nichel	Nickel hinges	Bisagras niquel	S114NI
Cerniere ottone naturale	Brass hinges	Bisagras latón natural	S114ON
Cerniere nichel nero	Black nickel hinges	Bisagras niquel nero	S114NN
Cerniere rallentata cromo	Soft_close hinges chrome	Bisagras soft-close crome	S114csCR
Cerniere rallentata oro light	Soft_close hinges English gold	Bisagras soft-close oro claro	S114csOL
Cerniere rallentata bronzo	Soft_close hinges bronze	Bisagras soft-close bronce	S114csBR
Cerniere rallentata nichel	Soft_close hinges nickel	Bisagras soft-close niquel	S114csNI



Sedile frassino tinto mogano

Mahogany stained ash seat

Asiento ceniza tinta caoba

Cerniere cromo	Chrome hinges	Bisagras cromo	S141CR
Cerniere oro light	English gold hinges	Bisagras oro claro	S141OL
Cerniere bronzo	Bronze hinges	Bisagras bronce	S141BR
Cerniere nichel	Nickel hinges	Bisagras niquel	S141NI
Cerniere ottone naturale	Brass hinges	Bisagras latón natural	S141ON
Cerniere nichel nero	Black nickel hinges	Bisagras niquel nero	S141NN
Cerniere rallentata cromo	Soft_close hinges chrome	Bisagras soft-close crome	S141csCR
Cerniere rallentata oro light	Soft_close hinges English gold	Bisagras soft-close oro claro	S141csOL
Cerniere rallentata bronzo	Soft_close hinges bronze	Bisagras soft-close bronce	S141csBR
Cerniere rallentata nichel	Soft_close hinges nickel	Bisagras soft-close niquel	S141csNI



SEDILI	SEATS	ASIENTOS	Cod.
Sedile bianco	White seat	Asiento blanco	
Cerniere cromo	Chrome hinges	Bisagras cromo	S127CR
Cerniere oro light	English gold hinges	Bisagras oro claro	S127OL
Cerniere bronzo	Bronze hinges	Bisagras bronce	S127BR
Cerniere nichel	Nickel hinges	Bisagras niquel	S127NI
Cerniere ottone naturale	Brass hinges	Bisagras latón natural	S127ON
Cerniere nichel nero	Black nickel hinges	Bisagras niquel nero	S127NN
Cerniere rallentata cromo	Soft_close hinges chrome	Bisagras soft-close crome	S127csCR
Cerniere rallentata oro light	Soft_close hinges English gold	Bisagras soft-close oro claro	S127csOL
Cerniere rallentata bronzo	Soft_close hinges bronze	Bisagras soft-close bronce	S127csBR
Cerniere rallentata nichel	Soft_close hinges nickel	Bisagras soft-close niquel	S127csNI



Sedile faggio tinto noce	Walnut stained beech seat	Asiento haya tinta nuez	
Cerniere cromo	Chrome hinges	Bisagras cromo	S127LCR
Cerniere oro light	English gold hinges	Bisagras oro claro	S127LOL
Cerniere bronzo	Bronze hinges	Bisagras bronce	S127LBR
Cerniere nichel	Nickel hinges	Bisagras niquel	S127LNI
Cerniere ottone naturale	Brass hinges	Bisagras latón natural	S127LON
Cerniere nichel nero	Black nickel hinges	Bisagras niquel nero	S127LNN
Cerniere rallentata cromo	Soft_close hinges chrome	Bisagras soft-close crome	S127LcsCR
Cerniere rallentata oro light	Soft_close hinges English gold	Bisagras soft-close oro claro	S127LcsOL
Cerniere rallentata bronzo	Soft_close hinges bronze	Bisagras soft-close bronce	S127LcsBR
Cerniere rallentata nichel	Soft_close hinges nickel	Bisagras soft-close niquel	S127LcsNI



Sedile faggio tinto ciliegio	Cherry stained beech seat	Asiento haya tinta cerezo	
Cerniere cromo	Chrome hinges	Bisagras cromo	S130CR
Cerniere oro light	English gold hinges	Bisagras oro claro	S130OL
Cerniere bronzo	Bronze hinges	Bisagras bronce	S130BR
Cerniere nichel	Nickel hinges	Bisagras niquel	S130NI
Cerniere ottone naturale	Brass hinges	Bisagras latón natural	S130ON
Cerniere nichel nero	Black nickel hinges	Bisagras niquel nero	S130NN
Cerniere rallentata cromo	Soft_close hinges chrome	Bisagras soft-close crome	S130csCR
Cerniere rallentata oro light	Soft_close hinges English gold	Bisagras soft-close oro claro	S130csOL
Cerniere rallentata bronzo	Soft_close hinges bronze	Bisagras soft-close bronce	S130csBR
Cerniere rallentata nichel	Soft_close hinges nickel	Bisagras soft-close niquel	S130csNI



Sedile Nero opaco	Satin black seat	Asiento negro mate	
Cerniere cromo	Chrome hinges	Bisagras cromo	S138CR
Cerniere oro light	English gold hinges	Bisagras oro claro	S138OL
Cerniere bronzo	Bronze hinges	Bisagras bronce	S138BR
Cerniere nichel	Nickel hinges	Bisagras niquel	S138NI
Cerniere ottone naturale	Brass hinges	Bisagras latón natural	S138ON
Cerniere nichel nero	Black nickel hinges	Bisagras niquel nero	S138NN
Cerniere rallentata cromo	Soft_close hinges chrome	Bisagras soft-close crome	S138csCR
Cerniere rallentata oro light	Soft_close hinges English gold	Bisagras soft-close oro claro	S138csOL
Cerniere rallentata bronzo	Soft_close hinges bronze	Bisagras soft-close bronce	S138csBR
Cerniere rallentata nichel	Soft_close hinges nickel	Bisagras soft-close niquel	S138csNI



Sedile Nero Lucido	Shiny black seat	Asiento negro brillante	
Cerniere cromo	Chrome hinges	Bisagras cromo	S136CR
Cerniere oro light	English gold hinges	Bisagras oro claro	S136OL
Cerniere bronzo	Bronze hinges	Bisagras bronce	S136BR
Cerniere nichel	Nickel hinges	Bisagras niquel	S136NI
Cerniere ottone naturale	Brass hinges	Bisagras latón natural	S136ON
Cerniere nichel nero	Black nickel hinges	Bisagras niquel nero	S136NN
Cerniere rallentata cromo	Soft_close hinges chrome	Bisagras soft-close crome	S136csCR
Cerniere rallentata oro light	Soft_close hinges English gold	Bisagras soft-close oro claro	S136csOL
Cerniere rallentata bronzo	Soft_close hinges bronze	Bisagras soft-close bronce	S136csBR
Cerniere rallentata nichel	Soft_close hinges nickel	Bisagras soft-close niquel	S136csNI



Sedile frassino tinto mogano	Mahogany stained ash seat	Asiento ceniza tinta caoba	
Cerniere cromo	Chrome hinges	Bisagras cromo	S152CR
Cerniere oro light	English gold hinges	Bisagras oro claro	S152OL
Cerniere bronzo	Bronze hinges	Bisagras bronce	S152BR
Cerniere nichel	Nickel hinges	Bisagras niquel	S152NI
Cerniere ottone naturale	Brass hinges	Bisagras latón natural	S152ON
Cerniere nichel nero	Black nickel hinges	Bisagras niquel nero	S152NN
Cerniere rallentata cromo	Soft_close hinges chrome	Bisagras soft-close crome	S152csCR
Cerniere rallentata oro light	Soft_close hinges English gold	Bisagras soft-close oro claro	S152csOL
Cerniere rallentata bronzo	Soft_close hinges bronze	Bisagras soft-close bronce	S152csBR
Cerniere rallentata nichel	Soft_close hinges nickel	Bisagras soft-close niquel	S152csNI



SEDILI	SEATS	ASIENTOS	Cod.
Sedile bianco	<i>White seat</i>	Asiento blanco	
Cerniere cromo	<i>Chrome hinges</i>	Bisagras cromo	S060CR
Cerniere oro light	<i>English gold hinges</i>	Bisagras oro claro	S060OL
Cerniere bronzo	<i>Bronze hinges</i>	Bisagras bronze	S060BR
Cerniere nichel	<i>Nickel hinges</i>	Bisagras niquel	S060NI
Cerniere ottone naturale	<i>Brass hinges</i>	Bisagras latón natural	S060ON
Cerniere nichel nero	<i>Black nickel hinges</i>	Bisagras niquel nero	S060NN
Cerniere rallentata cromo	<i>Soft_close hinges chrome</i>	Bisagras soft-close crome	S060csCR
Cerniere rallentata oro light	<i>Soft_close hinges English gold</i>	Bisagras soft-close oro claro	S060csOL
Cerniere rallentata bronzo	<i>Soft_close hinges bronze</i>	Bisagras soft-close bronze	S060csBR
Cerniere rallentata nichel	<i>Soft_close hinges nickel</i>	Bisagras soft-close niquel	S060csNI
Sedile faggio tinto noce	<i>Walnut stained beech seat</i>	Asiento haya tinta nuez	
Cerniere cromo	<i>Chrome hinges</i>	Bisagras cromo	S061CR
Cerniere oro light	<i>English gold hinges</i>	Bisagras oro claro	S061OL
Cerniere bronzo	<i>Bronze hinges</i>	Bisagras bronze	S061BR
Cerniere nichel	<i>Nickel hinges</i>	Bisagras niquel	S061NI
Cerniere ottone naturale	<i>Brass hinges</i>	Bisagras latón natural	S061ON
Cerniere nichel nero	<i>Black nickel hinges</i>	Bisagras niquel nero	S061NN
Cerniere rallentata cromo	<i>Soft_close hinges chrome</i>	Bisagras soft-close crome	S061csCR
Cerniere rallentata oro light	<i>Soft_close hinges English gold</i>	Bisagras soft-close oro claro	S061csOL
Cerniere rallentata bronzo	<i>Soft_close hinges bronze</i>	Bisagras soft-close bronze	S061csBR
Cerniere rallentata nichel	<i>Soft_close hinges nickel</i>	Bisagras soft-close niquel	S061csNI
Sedile faggio tinto ciliegio	<i>Cherry stained beech seat</i>	Asiento haya tinta cerezo	
Cerniere cromo	<i>Chrome hinges</i>	Bisagras cromo	S062CR
Cerniere oro light	<i>English gold hinges</i>	Bisagras oro claro	S062OL
Cerniere bronzo	<i>Bronze hinges</i>	Bisagras bronze	S062BR
Cerniere nichel	<i>Nickel hinges</i>	Bisagras niquel	S062NI
Cerniere ottone naturale	<i>Brass hinges</i>	Bisagras latón natural	S062ON
Cerniere nichel nero	<i>Black nickel hinges</i>	Bisagras niquel nero	S062NN
Cerniere rallentata cromo	<i>Soft_close hinges chrome</i>	Bisagras soft-close crome	S062csCR
Cerniere rallentata oro light	<i>Soft_close hinges English gold</i>	Bisagras soft-close oro claro	S062csOL
Cerniere rallentata bronzo	<i>Soft_close hinges bronze</i>	Bisagras soft-close bronze	S062csBR
Cerniere rallentata nichel	<i>Soft_close hinges nickel</i>	Bisagras soft-close niquel	S062csNI
Sedile Nero opaco	<i>Satin black seat</i>	Asiento negro mate	
Cerniere cromo	<i>Chrome hinges</i>	Bisagras cromo	S063CR
Cerniere oro light	<i>English gold hinges</i>	Bisagras oro claro	S063OL
Cerniere bronzo	<i>Bronze hinges</i>	Bisagras bronze	S063BR
Cerniere nichel	<i>Nickel hinges</i>	Bisagras niquel	S063NI
Cerniere ottone naturale	<i>Brass hinges</i>	Bisagras latón natural	S063ON
Cerniere nichel nero	<i>Black nickel hinges</i>	Bisagras niquel nero	S063NN
Cerniere rallentata cromo	<i>Soft_close hinges chrome</i>	Bisagras soft-close crome	S063csCR
Cerniere rallentata oro light	<i>Soft_close hinges English gold</i>	Bisagras soft-close oro claro	S063csOL
Cerniere rallentata bronzo	<i>Soft_close hinges bronze</i>	Bisagras soft-close bronze	S063csBR
Cerniere rallentata nichel	<i>Soft_close hinges nickel</i>	Bisagras soft-close niquel	S063csNI
Sedile Nero Lucido	<i>Shiny black seat</i>	Asiento negro brillante	
Cerniere cromo	<i>Chrome hinges</i>	Bisagras cromo	S064CR
Cerniere oro light	<i>English gold hinges</i>	Bisagras oro claro	S064OL
Cerniere bronzo	<i>Bronze hinges</i>	Bisagras bronze	S064BR
Cerniere nichel	<i>Nickel hinges</i>	Bisagras niquel	S064NI
Cerniere ottone naturale	<i>Brass hinges</i>	Bisagras latón natural	S064ON
Cerniere nichel nero	<i>Black nickel hinges</i>	Bisagras niquel nero	S064NN
Cerniere rallentata cromo	<i>Soft_close hinges chrome</i>	Bisagras soft-close crome	S064csCR
Cerniere rallentata oro light	<i>Soft_close hinges English gold</i>	Bisagras soft-close oro claro	S064csOL
Cerniere rallentata bronzo	<i>Soft_close hinges bronze</i>	Bisagras soft-close bronze	S064csBR
Cerniere rallentata nichel	<i>Soft_close hinges nickel</i>	Bisagras soft-close niquel	S064csNI
Sedile frassino tinto mogano	<i>Mahogany stained ash seat</i>	Asiento ceniza tinta caoba	
Cerniere cromo	<i>Chrome hinges</i>	Bisagras cromo	S065CR
Cerniere oro light	<i>English gold hinges</i>	Bisagras oro claro	S065OL
Cerniere bronzo	<i>Bronze hinges</i>	Bisagras bronze	S065BR
Cerniere nichel	<i>Nickel hinges</i>	Bisagras niquel	S065NI
Cerniere ottone naturale	<i>Brass hinges</i>	Bisagras latón natural	S065ON
Cerniere nichel nero	<i>Black nickel hinges</i>	Bisagras niquel nero	S065NN
Cerniere rallentata cromo	<i>Soft_close hinges chrome</i>	Bisagras soft-close crome	S065csCR
Cerniere rallentata oro light	<i>Soft_close hinges English gold</i>	Bisagras soft-close oro claro	S065csOL
Cerniere rallentata bronzo	<i>Soft_close hinges bronze</i>	Bisagras soft-close bronze	S065csBR
Cerniere rallentata nichel	<i>Soft_close hinges nickel</i>	Bisagras soft-close niquel	S065csNI



Alza coperchio sedili compatibile con qualsiasi sedile Sbordoni
Toilet seat handle compatible with all Sbordoni seats
 Manija para asiento compatible con todos los modelos Sbordoni

SBMANSEDCR
 SBMANSEDON
 SBMANSEDBR
 SBMANSEDNI
 SBMANSEDOL
 SBMANSEDNN

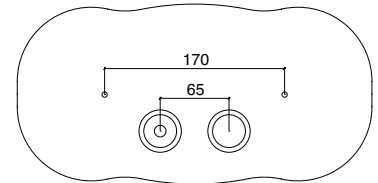
PLACCHE *_flush plates*

Cod.



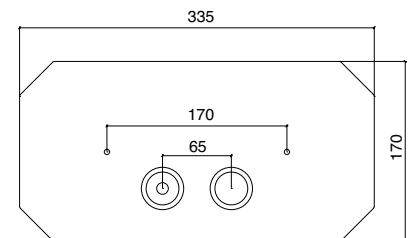
Placca di comando per cassetta Geberit tipo UNICA, KOMBIFIX, UP300, UP320 o simili
Push button flush plate for Geberit recessed cisterns types Unica, Kombifix, UP300, UP320 or similar
 Placa de comando para cisternas empotradas Geberit Unica, Kombifix, UP300, UP320, Sigma, Omega o similares

SB070CR
 SB070ON
 SB070BR
 SB070NI
 SB070OL
 SB070NN



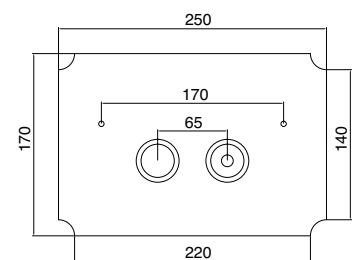
Placca di comando per cassetta Geberit tipo UNICA, KOMBIFIX, UP300, UP320 o simili
Push button flush plate for Geberit recessed cisterns types Unica, Kombifix, UP300, UP320 or similar
 Placa de comando para cisternas empotradas Geberit Unica, Kombifix, UP300, UP320, Sigma, Omega o similares

SB071CR
 SB071ON
 SB071BR
 SB071NI
 SB071OL
 SB071NN



Placca di comando per cassetta Geberit tipo UNICA, KOMBIFIX, UP300, UP320 o simili
Push button flush plate for Geberit recessed cisterns types Unica, Kombifix, UP300, UP320 or similar
 Placa de comando para cisternas empotradas Geberit Unica, Kombifix, UP300, UP320, Sigma, Omega o similares

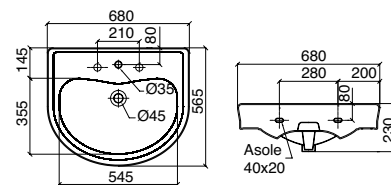
SB073CR
 SB073ON
 SB073BR
 SB073NI
 SB073OL
 SB073NN





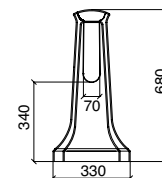
Lavabo con bordo paraspruzzi
1-3 fori rubinetteria - 680mm
*Washbasin with splash plate
1-3 tap holes - 680mm*
Lavabo 1-3 orificios - 680mm

5369/1
bianco *white* blanco
monoforo *single tap hole*
_un orificio
5369/3
bianco *white* blanco
tre fori *three tap holes*
_tres orificios



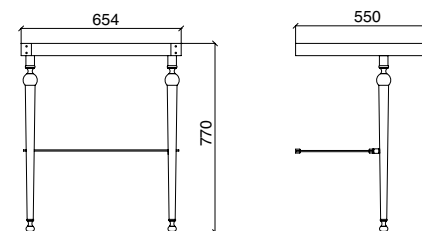
Colonna per lavabo
Pedestal for washbasin
Pedestal para lavabos

5771
bianco *white* blanco



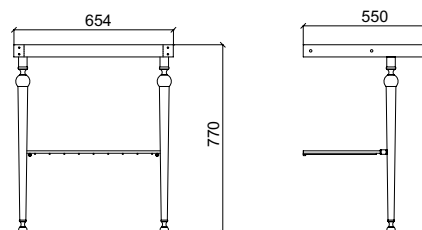
Struttura metallica per lavabo 5369
con ripiano in vetro
*Metal stand with glass shelf
for washbasin 5369*
Soporte metalico para lavabo 5369
con estante en vidrio

M5369CR
cromo *chrome* cromo
M5369BR
bronzo *bronze* bronze
M5369NI
nichel *nickel* niquel
M5369OL
oro *light english gold*
oro claro
M5369NN
nichel nero *black nickel*
niquel negro



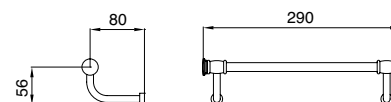
Struttura metallica per lavabo 5369
con griglia
*Metal stand with grid
for washbasin 5369*
Soporte metalico para lavabo 5369
con grilla

M5369GCR
cromo *chrome* cromo
M5369GBR
bronzo *bronze* bronze
M5369GNI
nichel *nickel* niquel
M5369GOL
oro *light english gold*
oro claro
M5369GNN
nichel nero *black nickel*
niquel negro



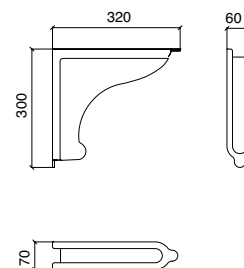
Portasalviette SX/DX
per struttura metallica
Towel rail for metal stand
Toallero para soporte metalico

1PCR
cromo *chrome* cromo
1PBR
bronzo *bronze* bronze
1PNI
nichel *nickel* niquel
1POL
oro *light english gold*
oro claro
1PNN
nichel nero *black nickel*
niquel negro



Coppia di mensole ceramiche per lavabo
5369 complete di staffe metalliche a L
*Ceramic brackets
for washbasin 5369 (pair)*
Par de estantes en cerámica
para lavabo 5369

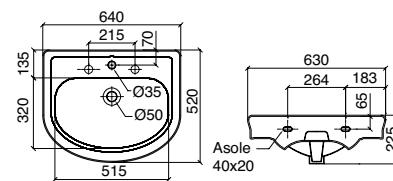
5369M
bianco *white* blanco





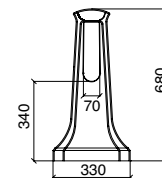
Lavabo con bordo paraspruzzi
1-3 fori rubinetteria - 640mm
*Washbasin with splash plate
1-3 tap holes - 640mm*
Lavabo 1-3 orificios - 640mm

5365/1
bianco_white_blanco
monoforo_single tap hole
_un orificio
5365/3
bianco_white_blanco
tre fori_three tap holes
_tres orificios



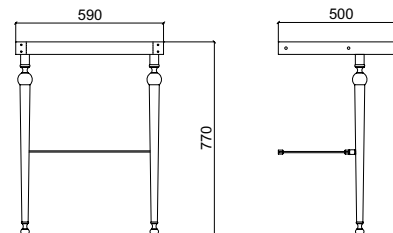
Colonna per lavabo
Pedestal for washbasin
Pedestal para lavabos

5771
bianco_white_blanco



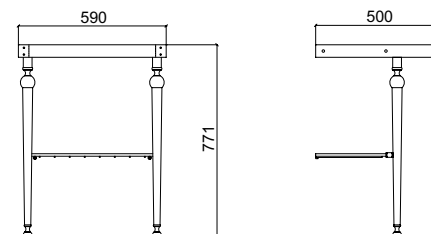
Struttura metallica per lavabo 5365
con ripiano in vetro
*Metal stand with glass shelf
for washbasin 5365*
Soporte metalico para lavabo 5365
con estante en vidrio

M5365CR
cromo_chrome_cromo
M5365BR
bronzo_bronze_bronce
M5365NI
nichel_nickel_niquel
M5365OL
oro_light_english gold
oro claro
M5365NN
nichel nero_black nickel
niquel negro



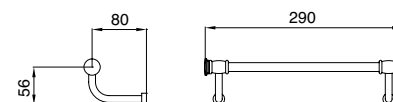
Struttura metallica per lavabo 5365
con griglia
*Metal stand with grid
for washbasin 5365*
Soporte metalico para lavabo 5365
con grilla

M5365GCR
cromo_chrome_cromo
M5365GBR
bronzo_bronze_bronce
M5365GNI
nichel_nickel_niquel
M5365GOL
oro_light_english gold
oro claro
M5365GNN
nichel nero_black nickel
niquel negro



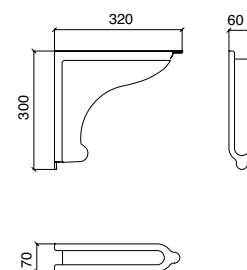
Portasalviette SX/DX
per struttura metallica
Towel rail for metal stand
Toallero para soporte metalico

1PCR
cromo_chrome_cromo
1PBR
bronzo_bronze_bronce
1PNI
nichel_nickel_niquel
1POL
oro_light_english gold
oro claro
1PNN
nichel nero_black nickel
niquel negro



Coppia di mensole ceramiche per lavabo
5365 complete di staffe metalliche a L
*Ceramic brackets
for washbasin 5365 (pair)*
Par de estantes en cerámica
para lavabo 5365

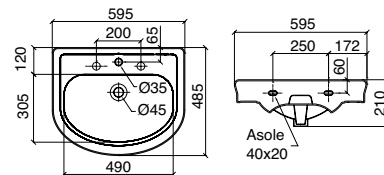
5365M
bianco_white_blanco





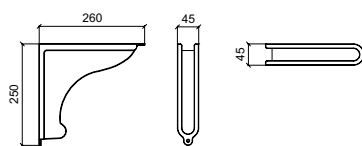
Lavabo con bordo paraspruzzi
1-3 fori rubinetteria - 595mm
*Washbasin with splash plate
1-3 tap holes - 595mm*
Lavabo 1-3 orificios - 595mm

5359/1
bianco_white_blanco
monoforo_single tap hole
_un orificio
5359/3
bianco_white_blanco
tre fori_three tap holes
_tres orificios



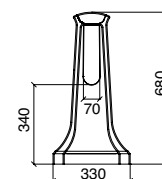
Coppia di mensole ceramiche
per lavabo 5359
*Ceramic brackets
for washbasin 5359 (pair)*
Par de estantes en cerámica
para lavabo 5359

5359M
bianco_white_blanco



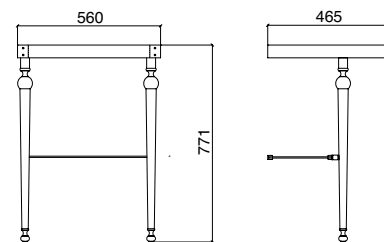
Colonna per lavabo
Pedestal for washbasin
Pedestal para lavabos

5771
bianco_white_blanco



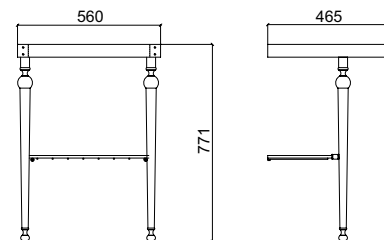
Struttura metallica per lavabo 5359
con ripiano in vetro
*Metal stand with glass shelf
for washbasin 5359*
Soporte metalico para lavabo 5359
con estante en vidrio

M5359CR
cromo_chrome_cromo
M5359BR
bronzo_bronze_bronce
M5359NI
nichel_nickel_niquel
M5359OL
oro light_english gold
oro claro
M5359NN
nichel nero_black nickel
niquel negro



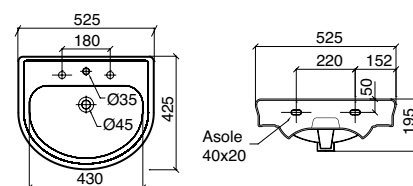
Struttura metallica per lavabo 5359
con griglia
*Metal stand with grid
for washbasin 5359*
Soporte metalico para lavabo 5359
con grilla

M5359GCR
cromo_chrome_cromo
M5359GBR
bronzo_bronze_bronce
M5359GNI
nichel_nickel_niquel
M5359GOL
oro light_english gold
oro claro
M5359GNN
nichel nero_black nickel
niquel negro



Lavabo 1-3 fori rubinetteria - 525mm
Washbasin 1-3 tap holes - 525mm
Lavabo 1-3 orificios - 525mm

5352/1
bianco_white_blanco
monoforo_single tap hole
_un orificio
5352/3
bianco_white_blanco
tre fori_three tap holes
_tres orificios





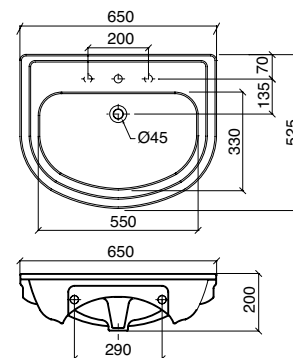
Lavabo semincasso
1-3 fori rubinetteria - 640mm
Semi-recessed washbasin
1-3 tap holes - 640mm
Lavabo semiencastre
1-3 orificios - 640mm

5304/1

bianco_white_blanco
monoforo_single tap hole
_un orificio

5304/3

bianco_white_blanco
tre fori_three tap holes
_tres orificios



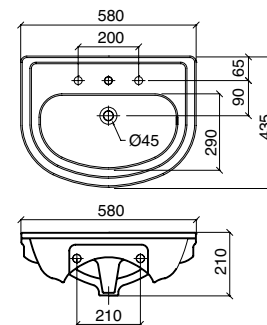
Lavabo semincasso
1-3 fori rubinetteria - 580mm
Semi-recessed washbasin
1-3 tap holes - 580mm
Lavabo semiencastre
1-3 orificios - 580mm

5305/1

bianco_white_blanco
monoforo_single tap hole
_un orificio

5305/3

bianco_white_blanco
tre fori_three tap holes
_tres orificios



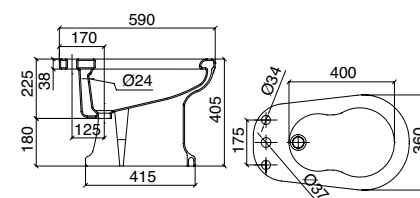
Bidet erogazione esterna/interna
1-3 fori rubinetteria
Bidet with external/internal
output 1-3 tap holes
Bidé con evacuación
externa/interna 1-3 orificios para griferia

5506/1

bianco_white_blanco
monoforo_single tap hole
_un orificio

5506/3

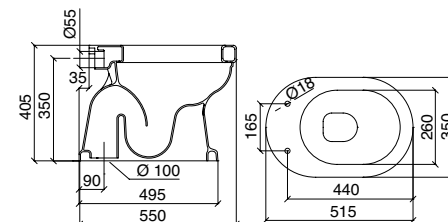
bianco_white_blanco
tre fori_three tap holes
_tres orificios



Vaso a brida grondante scarico terra
Low level pan with floor drain
Inodoro salida suelo

5520

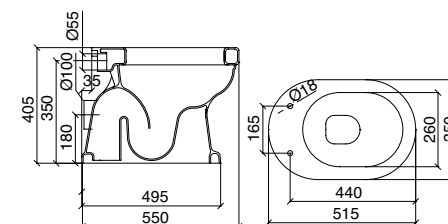
bianco_white_blanco



Vaso a brida grondante scarico parete
Low level pan with wall drain
Inodoro salida pared

5521

bianco_white_blanco

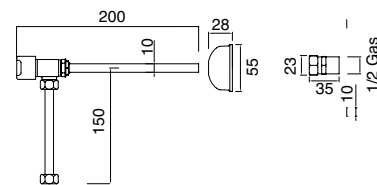


*Si veda pag 173 per articolo accessorio
raccordo ceramico
*See page 173 for complementary
extended pan connector (ceramic)
*Ver pagina 173 para accesorio
de unión ceramico



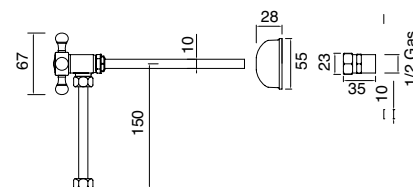
Rubinetto di adduzione acqua per cassette esterne in ceramica
Tap for external ceramic cisterns
 Grifo toma de agua para cisternas exteriores cerámicas

AT78CR
 AT78ON
 AT78BR
 AT78NI
 AT78OL
 AT78NN



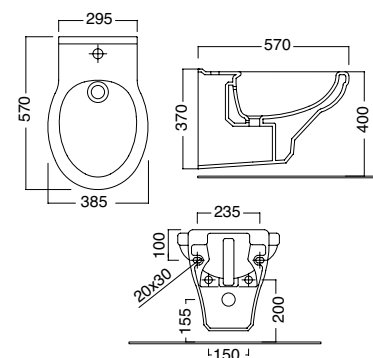
Rubinetto di adduzione acqua per cassette esterne in ceramica
Tap for external ceramic cisterns
 Grifo toma de agua para cisternas exteriores cerámicas

AT77CR
 AT77ON
 AT77BR
 AT77NI
 AT77OL
 AT77NN



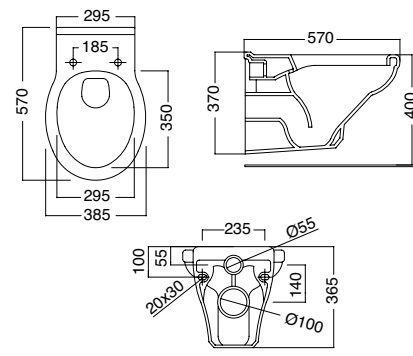
Bidet sospeso monoforo erogazione esterna
Wall hung bidet external output single hole
 Bidé suspendido con evacuación externa 1 orificio

5398
 bianco_ white_ blanco



Vaso sospeso a brida grondante
Wall hung pan
 Inodoro suspendido

5324
 bianco_ white_ blanco



Sostegno universale vaso / bidet sospesi
Universal stand for wall hung pan/bidet
 Bastidor universal para inodoro y bidé suspendidos

0002



Kit fissaggi per sanitari
Kit for toilet fittings
 Kit fijación inodoros

SBKITWC



Kit fissaggi lavabo
Kit for washbasin fittings
 Kit fijación lavabos

SBKITLA



SEDILI	SEATS	ASIENTOS	Cod.
Sedile bianco	White seat	Asiento blanco	
Cerniere cromo	Chrome hinges	Bisagras cromo	S520CR
Cerniere oro light	English gold hinges	Bisagras oro claro	S520OL
Cerniere bronzo	Bronze hinges	Bisagras bronze	S520BR
Cerniere nichel	Nickel hinges	Bisagras niquel	S520NI
Cerniere ottone naturale	Brass hinges	Bisagras latón natural	S520ON
Cerniere nichel nero	Black nickel hinges	Bisagras niquel nero	S520NN
Cerniere rallentata cromo	Soft_close hinges chrome	Bisagras soft-close crome	S520csCR
Cerniere rallentata oro light	Soft_close hinges English gold	Bisagras soft-close oro claro	S520csOL
Cerniere rallentata bronzo	Soft_close hinges bronze	Bisagras soft-close bronze	S520csSBR
Cerniere rallentata nichel	Soft_close hinges nickel	Bisagras soft-close niquel	S520csNI



Sedile faggio tinto noce	Walnut stained beech seat	Asiento haya tinta nuez	
Cerniere cromo	Chrome hinges	Bisagras cromo	S530CR
Cerniere oro light	English gold hinges	Bisagras oro claro	S530OL
Cerniere bronzo	Bronze hinges	Bisagras bronze	S530BR
Cerniere nichel	Nickel hinges	Bisagras niquel	S530NI
Cerniere ottone naturale	Brass hinges	Bisagras latón natural	S530ON
Cerniere nichel nero	Black nickel hinges	Bisagras niquel nero	S530NN
Cerniere rallentata cromo	Soft_close hinges chrome	Bisagras soft-close crome	S530csCR
Cerniere rallentata oro light	Soft_close hinges English gold	Bisagras soft-close oro claro	S530csOL
Cerniere rallentata bronzo	Soft_close hinges bronze	Bisagras soft-close bronze	S530csBR
Cerniere rallentata nichel	Soft_close hinges nickel	Bisagras soft-close niquel	S530csNI



Sedile Nero opaco	Satin black seat	Asiento negro mate	
Cerniere cromo	Chrome hinges	Bisagras cromo	S536CR
Cerniere oro light	English gold hinges	Bisagras oro claro	S536OL
Cerniere bronzo	Bronze hinges	Bisagras bronze	S536BR
Cerniere nichel	Nickel hinges	Bisagras niquel	S536NI
Cerniere ottone naturale	Brass hinges	Bisagras latón natural	S536ON
Cerniere nichel nero	Black nickel hinges	Bisagras niquel nero	S536NN
Cerniere rallentata cromo	Soft_close hinges chrome	Bisagras soft-close crome	S536csCR
Cerniere rallentata oro light	Soft_close hinges English gold	Bisagras soft-close oro claro	S536csOL
Cerniere rallentata bronzo	Soft_close hinges bronze	Bisagras soft-close bronze	S536csBR
Cerniere rallentata nichel	Soft_close hinges nickel	Bisagras soft-close niquel	S536csNI



Sedile Nero Lucido	Shiny black seat	Asiento negro brillante	
Cerniere cromo	Chrome hinges	Bisagras cromo	S539CR
Cerniere oro light	English gold hinges	Bisagras oro claro	S539OL
Cerniere bronzo	Bronze hinges	Bisagras bronze	S539BR
Cerniere nichel	Nickel hinges	Bisagras niquel	S539NI
Cerniere ottone naturale	Brass hinges	Bisagras latón natural	S539ON
Cerniere nichel nero	Black nickel hinges	Bisagras niquel nero	S539NN
Cerniere rallentata cromo	Soft_close hinges chrome	Bisagras soft-close crome	S539csCR
Cerniere rallentata oro light	Soft_close hinges English gold	Bisagras soft-close oro claro	S539csOL
Cerniere rallentata bronzo	Soft_close hinges bronze	Bisagras soft-close bronze	S539csBR
Cerniere rallentata nichel	Soft_close hinges nickel	Bisagras soft-close niquel	S539csNI



Sedile faggio tinto ciliegio	Cherry stained beech seat	Asiento haya tinta cerezo	
Cerniere cromo	Chrome hinges	Bisagras cromo	S544CR
Cerniere oro light	English gold hinges	Bisagras oro claro	S544OL
Cerniere bronzo	Bronze hinges	Bisagras bronze	S544BR
Cerniere nichel	Nickel hinges	Bisagras niquel	S544NI
Cerniere ottone naturale	Brass hinges	Bisagras latón natural	S544ON
Cerniere nichel nero	Black nickel hinges	Bisagras niquel nero	S544NN
Cerniere rallentata cromo	Soft_close hinges chrome	Bisagras soft-close crome	S544csCR
Cerniere rallentata oro light	Soft_close hinges English gold	Bisagras soft-close oro claro	S544csOL
Cerniere rallentata bronzo	Soft_close hinges bronze	Bisagras soft-close bronze	S544csBR
Cerniere rallentata nichel	Soft_close hinges nickel	Bisagras soft-close niquel	S544csNI



Sedile frassino tinto mogano	Mahogany stained ash seat	Asiento ceniza tinta caoba	
Cerniere cromo	Chrome hinges	Bisagras cromo	S549CR
Cerniere oro light	English gold hinges	Bisagras oro claro	S549OL
Cerniere bronzo	Bronze hinges	Bisagras bronze	S549BR
Cerniere nichel	Nickel hinges	Bisagras niquel	S549NI
Cerniere ottone naturale	Brass hinges	Bisagras latón natural	S549ON
Cerniere nichel nero	Black nickel hinges	Bisagras niquel nero	S549NN
Cerniere rallentata cromo	Soft_close hinges chrome	Bisagras soft-close crome	S549csCR
Cerniere rallentata oro light	Soft_close hinges English gold	Bisagras soft-close oro claro	S549csOL
Cerniere rallentata bronzo	Soft_close hinges bronze	Bisagras soft-close bronze	S549csBR
Cerniere rallentata nichel	Soft_close hinges nickel	Bisagras soft-close niquel	S549csNI



SEDILI

Sedile bianco
Cerniere cromo
Cerniere oro light
Cerniere bronzo
Cerniere nichel
Cerniere ottone naturale
Cerniere nichel nero
Cerniere rallentata cromo
Cerniere rallentata oro light
Cerniere rallentata bronzo
Cerniere rallentata nichel

SEATS

White seat
Chrome hinges
English gold hinges
Bronze hinges
Nickel hinges
Brass hinges
Black nickel hinges
Soft_close hinges chrome
Soft_close hinges English gold
Soft_close hinges bronze
Soft_close hinges nickel

ASIENTOS

Asiento blanco
Bisagras cromo
Bisagras oro claro
Bisagras bronze
Bisagras niquel
Bisagras latón natural
Bisagras niquel nero
Bisagras soft-close crome
Bisagras soft-close oro claro
Bisagras soft-close bronze
Bisagras soft-close niquel

Cod.

S324CR
S324OL
S324BR
S324NI
S324ON
S324NN
S324csCR
S324csOL
S324csBR
S324csNI



Sedile faggio tinto noce

Cerniere cromo
Cerniere oro light
Cerniere bronzo
Cerniere nichel
Cerniere ottone naturale
Cerniere nichel nero
Cerniere rallentata cromo
Cerniere rallentata oro light
Cerniere rallentata bronzo
Cerniere rallentata nichel

Walnut stained beech seat

Chrome hinges
English gold hinges
Bronze hinges
Nickel hinges
Brass hinges
Black nickel hinges
Soft_close hinges chrome
Soft_close hinges English gold
Soft_close hinges bronze
Soft_close hinges nickel

Asiento haya tinta nuez

Bisagras cromo
Bisagras oro claro
Bisagras bronze
Bisagras niquel
Bisagras latón natural
Bisagras niquel nero
Bisagras soft-close crome
Bisagras soft-close oro claro
Bisagras soft-close bronze
Bisagras soft-close niquel

S330CR
S330OL
S330BR
S330NI
S330ON
S330NN
S330csCR
S330csOL
S330csBR
S330csNI



Sedile Nero opaco

Cerniere cromo
Cerniere oro light
Cerniere bronzo
Cerniere nichel
Cerniere ottone naturale
Cerniere nichel nero
Cerniere rallentata cromo
Cerniere rallentata oro light
Cerniere rallentata bronzo
Cerniere rallentata nichel

Satin black seat

Chrome hinges
English gold hinges
Bronze hinges
Nickel hinges
Brass hinges
Black nickel hinges
Soft_close hinges chrome
Soft_close hinges English gold
Soft_close hinges bronze
Soft_close hinges nickel

Asiento negro mate

Bisagras cromo
Bisagras oro claro
Bisagras bronze
Bisagras niquel
Bisagras latón natural
Bisagras niquel nero
Bisagras soft-close crome
Bisagras soft-close oro claro
Bisagras soft-close bronze
Bisagras soft-close niquel

S336CR
S336OL
S336BR
S336NI
S336ON
S336NN
S336csCR
S336csOL
S336csBR
S336csNI



Sedile Nero Lucido

Cerniere cromo
Cerniere oro light
Cerniere bronzo
Cerniere nichel
Cerniere ottone naturale
Cerniere nichel nero
Cerniere rallentata cromo
Cerniere rallentata oro light
Cerniere rallentata bronzo
Cerniere rallentata nichel

Shiny black seat

Chrome hinges
English gold hinges
Bronze hinges
Nickel hinges
Brass hinges
Black nickel hinges
Soft_close hinges chrome
Soft_close hinges English gold
Soft_close hinges bronze
Soft_close hinges nickel

Asiento negro brillante

Bisagras cromo
Bisagras oro claro
Bisagras bronze
Bisagras niquel
Bisagras latón natural
Bisagras niquel nero
Bisagras soft-close crome
Bisagras soft-close oro claro
Bisagras soft-close bronze
Bisagras soft-close niquel

S342CR
S342OL
S342BR
S342NI
S342ON
S342NN
S342csCR
S342csOL
S342csBR
S342csNI



Sedile faggio tinto ciliegio

Cerniere cromo
Cerniere oro light
Cerniere bronzo
Cerniere nichel
Cerniere ottone naturale
Cerniere nichel nero
Cerniere rallentata cromo
Cerniere rallentata oro light
Cerniere rallentata bronzo
Cerniere rallentata nichel

Cherry stained beech seat

Chrome hinges
English gold hinges
Bronze hinges
Nickel hinges
Brass hinges
Black nickel hinges
Soft_close hinges chrome
Soft_close hinges English gold
Soft_close hinges bronze
Soft_close hinges nickel

Asiento haya tinta cerezo

Bisagras cromo
Bisagras oro claro
Bisagras bronze
Bisagras niquel
Bisagras latón natural
Bisagras niquel nero
Bisagras soft-close crome
Bisagras soft-close oro claro
Bisagras soft-close bronze
Bisagras soft-close niquel

S348CR
S348OL
S348BR
S348NI
S348ON
S348NN
S348csCR
S348csOL
S348csBR
S348csNI



Sedile frassino tinto mogano

Cerniere cromo
Cerniere oro light
Cerniere bronzo
Cerniere nichel
Cerniere ottone naturale
Cerniere nichel nero
Cerniere rallentata cromo
Cerniere rallentata oro light
Cerniere rallentata bronzo
Cerniere rallentata nichel


Mahogany stained ash seat

Chrome hinges
English gold hinges
Bronze hinges
Nickel hinges
Brass hinges
Black nickel hinges
Soft_close hinges chrome
Soft_close hinges English gold
Soft_close hinges bronze
Soft_close hinges nickel

Asiento ceniza tinta caoba

Bisagras cromo
Bisagras oro claro
Bisagras bronze
Bisagras niquel
Bisagras latón natural
Bisagras niquel nero
Bisagras soft-close crome
Bisagras soft-close oro claro
Bisagras soft-close bronze
Bisagras soft-close niquel

S354CR
S354OL
S354BR
S354NI
S354ON
S354NN
S354csCR
S354csOL
S354csBR
S354csNI



Alza coperchio sedili compatibile con qualsiasi sedile Sbordoni
Toilet seat handle compatible with all Sbordoni seats
 Manija para asiento compatible con todos los modelos Sbordoni

SBMANSEDCR
 SBMANSEDON
 SBMANSEDBR
 SBMANSEDNI
 SBMANSEDOL
 SBMANSEDNN

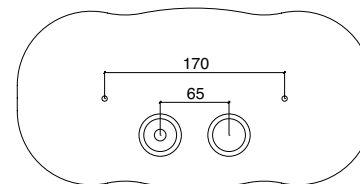
P L A C C H E *_flush plate*

Cod.



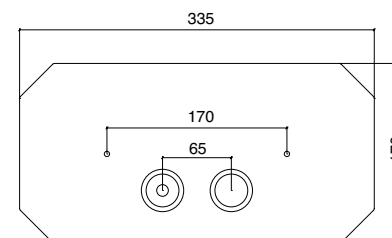
Placca di comando per cassetta Geberit tipo UNICA, KOMBIFIX, UP300, UP320 o simili
Push botton flush plate for Geberit recessed cisterns types Unica, Kombifix, UP300, UP320 or similar
 Placa de comando para cisternas empotradas Geberit Unica, Kombifix, UP300, UP320, Sigma, Omega o similares

SB070CR
 SB070ON
 SB070BR
 SB070NI
 SB070OL
 SB070NN



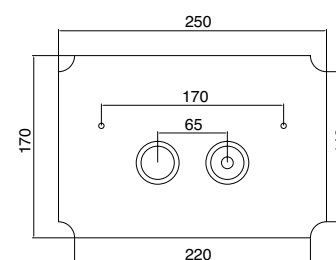
Placca di comando per cassetta Geberit tipo UNICA, KOMBIFIX, UP300, UP320 o simili
Push botton flush plate for Geberit recessed cisterns types Unica, Kombifix, UP300, UP320 or similar
 Placa de comando para cisternas empotradas Geberit Unica, Kombifix, UP300, UP320, Sigma, Omega o similares

SB071CR
 SB071ON
 SB071BR
 SB071NI
 SB071OL
 SB071NN



Placca di comando per cassetta Geberit tipo UNICA, KOMBIFIX, UP300, UP320 o simili
Push botton flush plate for Geberit recessed cisterns types Unica, Kombifix, UP300, UP320 or similar
 Placa de comando para cisternas empotradas Geberit Unica, Kombifix, UP300, UP320, Sigma, Omega o similares

SB073CR
 SB073ON
 SB073BR
 SB073NI
 SB073OL
 SB073NN

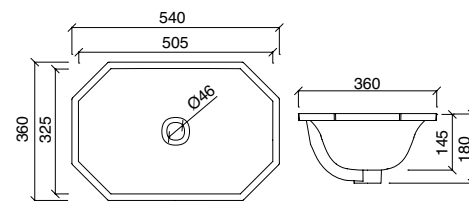




Lavabo soprapiano / sottopiano
rubinetteria esterna cm 54x36
*Inset/underslung octagonal
basin 54x36cm*
Lavabo sobre encimera / bajo encimera
octagonal 54x36 cm

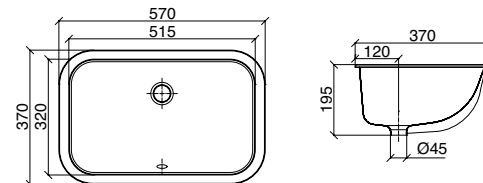
5055
bianco_white_blanco

5055A
bianco_white_blanco



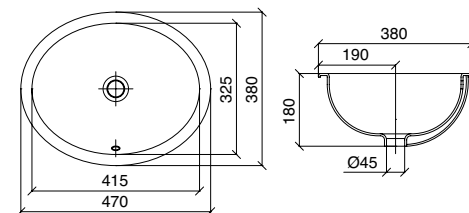
Lavabo rettangolare
sottopiano cm 51,5x32
*Underslung Rectangular
basin cm 51,5x32*
Lavabo bajo encimera
rectangular cm 51,5 x 32

5058
bianco_white_blanco



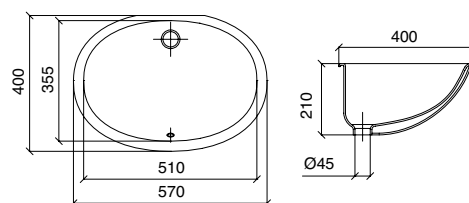
Lavabo ovale sottopiano cm 41,5x32,5
Underslung Oval basin cm 41,5x32,5
Lavabo bajo encimera cm 41,5x32,5

5059
bianco_white_blanco



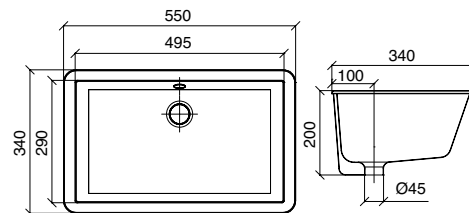
Lavabo ovale sottopiano cm 51x35,5
Underslung Oval basin cm 51x35,5
Lavabo bajo encimera cm 51x35,5

5060
bianco_white_blanco



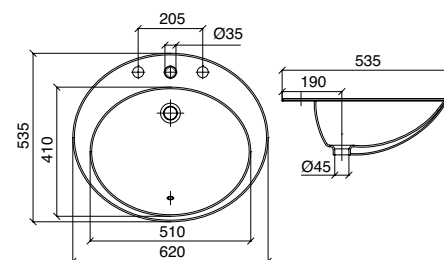
Lavabo rettangolare
sottopiano cm 49,5x29
*Underslung Rectangular
basin cm 49,5x29*
Lavabo bajo encimera
rectangular cm 49,5x29

5061
bianco_white_blanco



Lavabo ovale soprapiano
1/3 fori rubinetteria cm 51x41
*Inset Oval basin
1/3 tap holes cm 51x41*
Lavabo oval sobre encimera
1/3 orificios cm 51x41

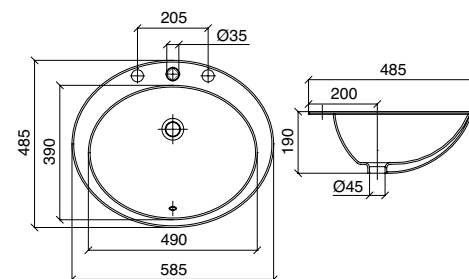
5063
bianco_white_blanco





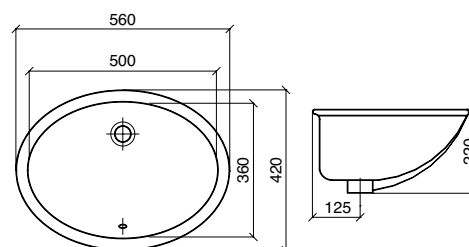
Lavabo ovale sopra piano
1/3 fori rubinetteria cm 49x39
Inset Oval basin
1/3 tap holes cm 49x39
Lavabo oval sobre encimera
1/3 orificios cm 49x39

5064
bianco_white_blanco



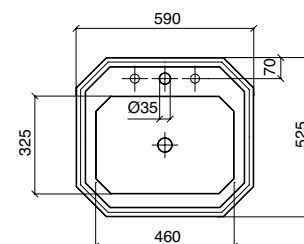
Lavabo sopra piano
rubinetteria esterna cm 50x36
Inset basin no tap hole cm 50x36
Lavabo sobre encimera cm 50x36

5065
bianco_white_blanco



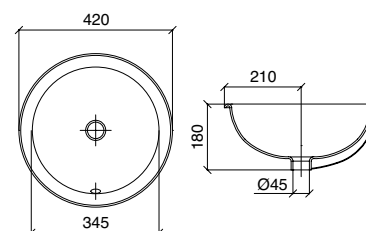
Lavabo sopra piano ottagonale
1-3 fori rubinetteria cm 59x52,5
Inset octagonal basin
1-3 holes cm 59x52,5
Lavabo sobre encimera ottagonale
1-3 orificios cm 59x52

5066
bianco_white_blanco



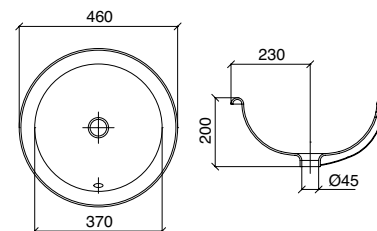
Lavabo tondo sopra piano
rubinetteria esterna cm 42
Underslung/inset
round basin cm 42
Lavabo redondo sobre encimera
/ sub-plano cm 42

5067
bianco_white_blanco



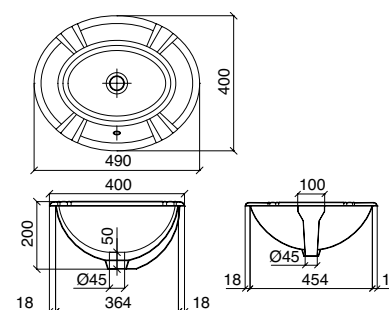
Lavabo tondo sopra piano
rubinetteria esterna cm 46
Inset round basin cm 46
Lavabo redondo sobre encimera cm 46

5068
bianco_white_blanco



Lavabo decorato sopra piano
rubinetteria esterna cm 49x40
Decorated inset basin
no tap hole cm 49x40
Lavabo decorado para griferia esterna
sobre encimera cm 49x40

5069
bianco_white_blanco





Coperchio per cassetta alta
Romana 9028 senza foro
High cistern Romana
9028 high cistern lid (without hole)
Tapa para cisterna Romana
alta 9028 (sin orificio)

9028C
bianco_white_blanco



Coperchio per cassetta zaino
Romana 9029 con foro
Romana 9029 low cistern
lid (with hole)
Tapa para cisterna Romana
baja 9029 (con orificio)

9029C
bianco_white_blanco



Coperchio per cassetta zaino
Romana 9029L senza foro
Romana 9029L low cistern
lid (without hole)
Tapa para cisterna Romana
baja 9029L (sin orificio)

9029CL
bianco_white_blanco



Coperchio per cassetta monoblocco
Romana 9030 con foro
Romana 9030 close coupled
cistern lid (with hole)
Tapa para cisterna Romana monobloc
9030 (con orificio)

9030C
bianco_white_blanco



Coperchio per cassetta monoblocco
Romana 9030LL senza foro
Romana 9030LL close coupled
cistern lid (without hole)
Tapa para cisterna Romana monobloc
9030LL (sin orificio)

9030LLC
bianco_white_blanco



Coperchio per cassetta alta
Neoclassica 5128 senza foro
High cistern Neoclassica
5128 high cistern lid (without hole)
Tapa para cisterna Neoclassica
alta 5128 (sin orificio)

5128C
bianco_ white_ blanco



Coperchio per cassetta zaino
Neoclassica 5129 con foro
Neoclassica 5129 low cistern
lid (with hole)
Tapa para cisterna Neoclassica
baja 5129 (con orificio)

5129C
bianco_ white_ blanco



Coperchio per cassetta monoblocco
Neoclassica 5130 con foro
Neoclassica 5130 close coupled
cistern lid (with hole)
Tapa para cisterna Neoclassica monob-
loc 5130 (con orificio)

5130C
bianco_ white_ blanco



Coperchio cassetta alta alta
Palladio 7028 senza foro
Palladio 7028 high cistern
lid (without hole)
Tapa para cisterna Palladio
alta 7028 (sin orificio)

7028C
bianco_ white_ blanco



Coperchio cassetta zaino
Palladio 7029 con foro
Palladio 7029 low cistern
lid (with hole)
Tapa para cisterna Palladio
baja 7029 (con orificio)

7029C
bianco_ white_ blanco



Coperchio Cassetta monoblocco
Palladio 7030 con foro
*Palladio 7030 close coupled
cistern lid (with hole)*
Tapa para cisterna Palladio
monobloc 7030 (con orificio)

7030C
bianco_ *white* _bianco



Coppia cerniere per sedile
Toilet seat hinges
Bisagras para asiento

CCR
cromo_ *chrome* _cromo

CON
ottone_ *brass* _latón

CNI
nichel_ *nickel* _niquel

CBR
bronzo_ *bronze* _bronce

COL
oro light_ *english gold*
oro claro

CNN
nichel nero_ *black nickel*
niquel negro



Catenella cassetta alta
con pull in cerámica bianca
*Pull chain for high level
mechanism white ceramic*
Cadena para mecanismo
cisterna alta con maneta
cerámica blanca

01-CAT
cromo_ *chrome* _cromo

02-CAT
ottone_ *brass* _latón

03-CAT
nichel_ *nickel* _niquel

04-CAT
bronzo_ *bronze* _bronce

05-CAT
oro light_ *english gold*
oro claro

06-CAT
nichel nero_ *black nickel*
niquel negro



Catenella cassetta alta
con pull cerámica nera
*Pull chain for high level
mechanism black ceramic*
Cadena para mecanismo
cisterna alta con maneta
cerámica negra

01N-CAT
cromo_ *chrome* _cromo

02N-CAT
ottone_ *brass* _latón

03N-CAT
nichel_ *nickel* _niquel

04N-CAT
bronzo_ *bronze* _bronce

05N-CAT
oro light_ *english gold*
oro claro

06N-CAT
nichel nero_ *black nickel*
niquel negro



Leva frontale per meccanismo zaino e monoblocco leva cerámica bianca
Lever for low level and close coupled mechanisms white ceramic
 Maneta frontal para cisterna baja y monobloc y maneta en cerámica blanca

06-L
 cromo_chrome_cromo

15-L
 ottone_brass_latón

13-L
 nichel_nickel_niquel

14-L
 bronzo_bronze_bronce

16-L
 rame_copper_cobre

07-L
 oro_light_english_gold
 oro claro

17-L
 nichel_nero_black_nickel
 niquel negro



Leva frontale per meccanismo zaino e monoblocco leva cerámica nera
Lever for low level and close coupled mechanisms black ceramic
 Maneta frontal para cisterna baja y monobloc y maneta cerámica negra

06-LN
 cromo_chrome_cromo

15-LN
 ottone_brass_latón

13-LN
 nichel_nickel_niquel

14-LN
 bronzo_bronze_bronce

16-LN
 rame_copper_cobre

07-LN
 oro_light_english_gold
 oro claro

17-LN
 nichel_nero_black_nickel
 niquel negro



Pulsante per meccanismo zaino e monoblocco
Push button for medium level and close coupled mechanisms
 Pulsador para cisterna baja y monobloc

PLSCR
 cromo_chrome_cromo

PLSON
 ottone_brass_latón

PLSBR
 bronzo_bronze_bronce

PLSNI
 nichel_nickel_niquel

PLSRA
 rame_copper_cobre

PLSOL
 oro_light_english_gold
 oro claro

PLSNN
 nichel_nero_black_nickel
 niquel negro



Kit fissaggi per sanitari
Kit for toilet fittings
 Kit fijación inodoros

SBKITWC



Kit fissaggi lavabo
Kit for washbasin fittings
 Kit fijación lavabos

SBKITLA

VANITY UNITS

Mobili - Furniture - Muebles



A) Finitura principale lucida

Main finish gloss

Acabado principal brillante

B) Finitura secondaria opaca e interno opaco

Secondary finish matt and matt internal

Acabado secundario mate y interior mate

C) Bordo cerámica decorabile con finitura A

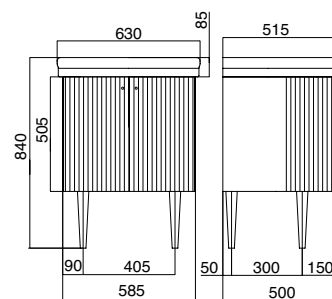
Ceramic basin border decorable with same finish than A Finish

Borde lavabo cerámico decorable con color acabado A

Mobile Plissé con due ante e un ripiano in mdf idro, completo di lavabo in ceramica
Idro Mdf Plissé furniture with two doors and one internal shelf with basin included
 Mueble Plissé en MDF idro con dos purtas y un estante, lavabo incluido



	Cod.
Noisette	PL1000
Burro	PL1001
Rosa	PL1002
Grigio	PL1003
Celeste	PL1004
Verde	PL1005



Mobile a due ante con lavorazione cannetté, finitura matt, gambe bianche matt. Pomelli e lavabo 5365 inclusi nel prezzo. Specificare finitura pomelli e quanti fori rubinetteria. Colori personalizzabili su richiesta.

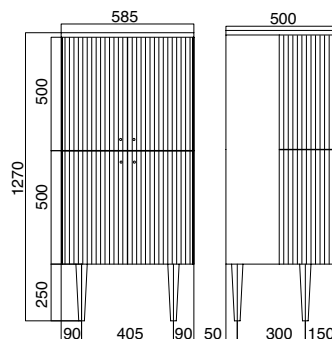
Matt laquered furniture with two cannetté doors and one internal shelf. White legs if not otherwise specified. Special colors available upon request. Basin 5365 and knobs included but finish to be specified likewise number of taps holes.

Mueble con dos puertas Cannetté y un estante interior. Lacado mate con patas blancas. Colores especiales disponibles bajo pedido Lavabo 5365 y perrillas incluidas en el precio. Especificar acabado perrillas y cuantos orificios griferia.

Colonna Plissé con 4 ante e tre ripiani, uno in mdf idro e due in vetro
Plissé cabinet with four doors and three internal shelves, one made of idro MDF and two made of glass. - Columna Plissé con quatro puertas y tres estantes, uno en MDF idro y dos en vidrio.



	Cod.
Noisette	PL1000CL
Burro	PL1001CL
Rosa	PL1002CL
Grigio	PL1003CL
Celeste	PL1004CL
Verde	PL1005CL



Colonna a quattro ante con lavorazione cannetté, finitura matt, gambe e ripiano superiore bianco matt. Pomelli inclusi nel prezzo. Specificare finitura pomelli. Colori personalizzabili su richiesta.

Matt laquered cabinet with four cannetté doors, legs and upper shelf matt white. Knobs included but finish to be specified. Special colores available upon request.

Columna lacada mate con quatro puertas cannetté, patas y estante superior blanco mate. Perrillas incluidas en el precio pero especificar acabado. Colores especiales disponibles bajo pedido.

Mobile liscio con due ante e un ripiano in mdf idro, completo di lavabo in ceramica
Idro Mdf furniture with two doors and one internal shelf with basin included
 Mueble en MDF idro con dos purtas y un estante, lavabo incluido



	Cod.
Noisette	PL2000
Burro	PL2001
Rosa	PL2002
Grigio	PL2003
Celeste	PL2004
Verde	PL2005

Colonna liscia con 4 ante e tre ripiani, uno in mdf idro e due in vetro
Cabinet with four doors and three internal shelves, one made of idro MDF and two made of glass. - Columna con quatro puertas y tres estantes interiores, uno en MDF idro y dos en vidrio.



	Cod.
Noisette	PL2000CL
Burro	PL2001CL
Rosa	PL2002CL
Grigio	PL2003CL
Celeste	PL2004CL
Verde	PL2005CL

Pomelli
 Handles
 Perillas

PLMAN



- CR
- ON
- BR
- NI
- OL
- NN

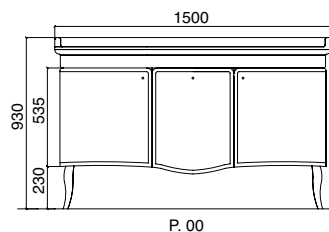


Mobile bicolore e lavabo cerámica blanca
Two colors furniture unit with white ceramic basin
Mueble bicolor y lavabo en cerámica blanca

A	B	Cod.
02 - Biancospino	07 - Taupe	SI7000
03 - Caramello	05 - Avorio	SI7001
04 - Fosco	06 - Perla	SI7002
05 - Avorio	03 - Caramello	SI7003
06 - Perla	04 - Fosco	SI7004
07 - Taupe	02 - Biancospino	SI7005

Mobile bicolore e lavabo cerámica bicolore
Two colors furniture unit with two colors ceramic basin
Mueble bicolor y lavabo en cerámica bicolore

A	B	C	Cod.
04 - Fosco	06 - Perla	04 - Fosco	SI7007



Mobile a 2 ante ed un cesto laccato per lavabo cm 150 Palladio incluso nel prezzo. I pomelli sono a scelta ed inclusi nel prezzo. Aggiungere il Cod. Pomelli alla fine del Cod. del mobile per comporre il codice prodotto. Specificare quanti fori rubinetteria.

Gloss lacquered furniture unit with 2 doors and 1 drawer complete with 150cm Palladio basin with splash plate included. Choice of handles also included in the price. To complete the ordering code, choose knob and add the code at the end of the furniture unit code. Number of tap holes to be specified

Mueble con 2 puertas y un cajon lacado brillante para lavabo Palladio cm 150 incluido en el precio. Perillas incluidas. Anadir el codigo de las perillas al final del codigo de los muebles para componer el codigo producto. Especificar cuantos orificios griferia

Mobile monocolor e lavabo cerámica blanca
Single color furniture and white ceramic basin
Mueble monocolor y lavabo cerámica blanca

A	B	Cod.
02 - Biancospino	02 - Biancospino	SI7012
03 - Caramello	03 - Caramello	SI7013
04 - Fosco	04 - Fosco	SI7014
05 - Avorio	05 - Avorio	SI7015
06 - Perla	06 - Perla	SI7016
07 - Taupe	07 - Taupe	SI7017

Mobile monocolor e lavabo cerámica bicolore
Single color furniture and two colors ceramic basin
Mueble monocolor y lavabo en cerámica bicolore

A	B	C	Cod.
04 - Fosco	04 - Fosco	04 - Fosco	SI7021

Pomelli
Handles
 Perillas

0A



0B



0C



0D



0E



0G



- CR
- ON
- BR
- NI
- OL
- NN

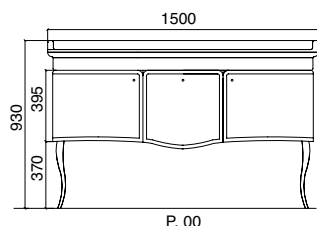


Mobile bicolore e lavabo cerámica blanca
Two colors furniture unit with white ceramic basin
Mueble bicolor y lavabo en cerámica blanca

A	B	Cod.
02 - Biancospino	07 - Taupe	CI6000
03 - Caramello	05 - Avorio	CI6001
04 - Fosco	06 - Perla	CI6002
05 - Avorio	03 - Caramello	CI6003
06 - Perla	04 - Fosco	CI6004
07 - Taupe	02 - Biancospino	CI6005

Mobile bicolore e lavabo cerámica bicolore
Two colors furniture unit with two colors ceramic basin
Mueble bicolor y lavabo en cerámica bicolor

A	B	C	Cod.
04 - Fosco	06 - Perla	04 - Fosco	CI6007



Mobile a 2 ante ed un cesto laccato lucido per lavabo cm 150 Palladio incluso nel prezzo. I pomelli sono a scelta ed inclusi nel prezzo. Aggiungere il Cod. Pomelli alla fine del Cod. del mobile per comporre il codice prodotto. Specificare quanti fori rubinetteria.

Gloss lacquered furniture unit with 2 doors and 1 drawer complete with 150cm Palladio basin with splash plate included. Choice of handles also included in the price. To complete the ordering code, choose knob and add the code at the end of the furniture unit code. Number of tap holes to be specified

Mueble con 2 puertas y un cajon lacado brillante para lavabo Palladio cm 150 incluido en el precio. Perillas incluidas. Anadir el codigo de las perrillas al final del codigo de los muebles para componer el codigo producto. Especificar cuantos orificios griferia

Mobile monocolor e lavabo cerámica blanca
Single color furniture and white ceramic basin
Mueble monocolor y lavabo cerámica blanca

A	B	Cod.
02 - Biancospino	02 - Biancospino	CI6012
03 - Caramello	03 - Caramello	CI6013
04 - Fosco	04 - Fosco	CI6014
05 - Avorio	05 - Avorio	CI6015
06 - Perla	06 - Perla	CI6016
07 - Taupe	07 - Taupe	CI6017

Mobile monocolor e lavabo cerámica bicolore
Single color furniture and two colors ceramic basin
Mueble monocolor y lavabo en cerámica bicolor

A	B	C	Cod.
04 - Fosco	04 - Fosco	04 - Fosco	CI6021

Pomelli
Handles
 Perillas

0A



0B



0C



0D



0E



0G



- CR
- ON
- BR
- NI
- OL
- NN

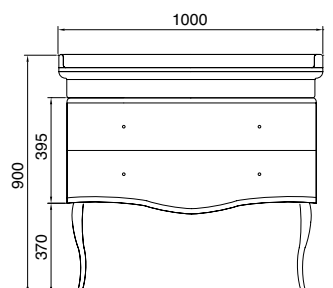


Mobile bicolore e lavabo cerámica blanca
Two colors furniture unit with white ceramic basin
Mueble bicolor y lavabo en cerámica blanca

A	B	Cod.
02 - Biancospino	07 - Taupe	LA2000
03 - Caramello	05 - Avorio	LA2001
04 - Fosco	06 - Perla	LA2002
05 - Avorio	03 - Caramello	LA2003
06 - Perla	04 - Fosco	LA2004
07 - Taupe	02 - Biancospino	LA2005

Mobile bicolore e lavabo cerámica bicolore
Two colors furniture unit with two colors ceramic basin
Mueble bicolor y lavabo en cerámica bicolore

A	B	C	Cod.
04 - Fosco	06 - Perla	04 - Fosco	LA2007



P. 55

Mobile con 2 cassetti laccato lucido per lavabo cm 100 Palladio incluso nel prezzo. I pomelli sono a scelta ed inclusi nel prezzo. Aggiungere il Cod. Pomelli alla fine del Cod. del mobile per comporre il codice prodotto. Specificare quanti fori rubinetteria.

Gloss lacquered furniture unit with 2 drawers complete with 100cm Palladio basin with splash plate included. Choice of handles also included in the price. To complete the ordering code, choose knob and add the code at the end of the furniture unit code. Number of tap holes to be specified

Mueble con 2 cajones lacado brillante para lavabo Palladio cm 100 incluido en el precio. Perillas incluidas. Anadir el codigo de las perillas al final del codigo de los muebles para componer el codigo producto. Especificar cuantos orificios griferia

Mobile monocolor e lavabo cerámica blanca
Single color furniture and white ceramic basin
Mueble monocolor y lavabo cerámica blanca

A	B	Cod.
02 - Biancospino	02 - Biancospino	LA2012
03 - Caramello	03 - Caramello	LA2013
04 - Fosco	04 - Fosco	LA2014
05 - Avorio	05 - Avorio	LA2015
06 - Perla	06 - Perla	LA2016
07 - Taupe	07 - Taupe	LA2017

Mobile monocolor e lavabo cerámica bicolore
Single color furniture and two colors ceramic basin
Mueble monocolor y lavabo en cerámica bicolore

A	B	C	Cod.
04 - Fosco	04 - Fosco	04 - Fosco	LA2021

Pomelli
Handles
 Perillas

0A



0B



0C



0D



0E



0G



- CR
- ON
- BR
- NI
- OL
- NN

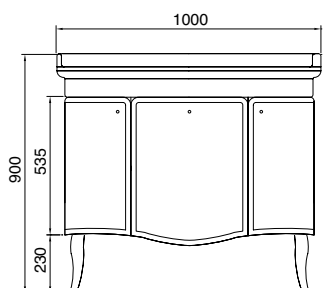


Mobile bicolore e lavabo cerámica bianca
Two colors furniture unit with white ceramic basin
Mueble bicolor y lavabo en cerámica blanca

A	B	Cod.
02 - Biancospino	07 - Taupe	SI3000
03 - Caramello	05 - Avorio	SI3001
04 - Fosco	06 - Perla	SI3002
05 - Avorio	03 - Caramello	SI3003
06 - Perla	04 - Fosco	SI3004
07 - Taupe	02 - Biancospino	SI3005

Mobile bicolore e lavabo cerámica bicolore
Two colors furniture unit with two colors ceramic basin
Mueble bicolor y lavabo en cerámica bicolor

A	B	C	Cod.
04 - Fosco	06 - Perla	04 - Fosco	SI3007



P. 55

Mobile a 2 ante ed un cesto laccato per lavabo cm 100 Palladio incluso nel prezzo. I pomelli sono a scelta ed inclusi nel prezzo. Aggiungere il Cod. Pomelli alla fine del Cod. del mobile per comporre il codice prodotto. Specificare quanti fori rubinetteria.

Gloss lacquered furniture unit with 2 doors and 1 drawer complete with 100cm Palladio basin with splash plate included. Choice of handles also included in the price. To complete the ordering code, choose knob and add the code at the end of the furniture unit code. Number of tap holes to be specified

Mueble con 2 puertas y un cajon lacado brillante para lavabo Palladio cm 100 incluido en el precio. Perrillas incluidas. Anadir el codigo de las perrillas al final del codigo de los muebles para componer el codigo producto. Especificar cuantos orificios griferia

Mobile monocolor e lavabo cerámica bianca
Single color furniture and white ceramic basin
Mueble monocolor y lavabo cerámica blanca

A	B	Cod.
02 - Biancospino	02 - Biancospino	SI3012
03 - Caramello	03 - Caramello	SI3013
04 - Fosco	04 - Fosco	SI3014
05 - Avorio	05 - Avorio	SI3015
06 - Perla	06 - Perla	SI3016
07 - Taupe	07 - Taupe	SI3017

Mobile monocolor e lavabo cerámica bicolore
Single color furniture and two colors ceramic basin
Mueble monocolor y lavabo en cerámica bicolor

A	B	C	Cod.
04 - Fosco	04 - Fosco	04 - Fosco	SI3021

Pomelli
Handles
 Perillas

0A



0B



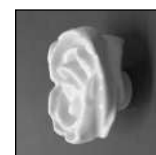
0C



0D



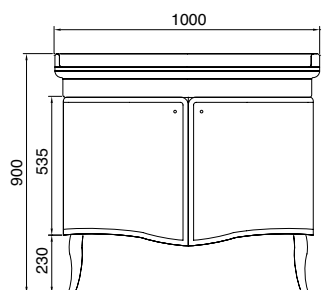
0E



0G



- CR
- ON
- BR
- NI
- OL
- NN



P. 55

Mobile a 2 ante laccato lucido per lavabo cm 100 Palladio incluso nel prezzo. I pomelli sono a scelta ed inclusi nel prezzo. Aggiungere il Cod. Pomelli alla fine del Cod. del mobile per comporre il codice prodotto. Specificare quanti fori rubinetteria.

Gloss lacquered furniture unit with 2 doors complete with 100cm Palladio basin with splash plate included. Choice of handles also included in the price. To complete the ordering code, choose knob and add the code at the end of the furniture unit code. Number of tap holes to be specified

Mueble con 2 puertas lacado brillante para lavabo Palladio cm 100 incluido en el precio. Perillas incluidas. Anadir el codigo de las perillas al final del codigo de los muebles para componer el codigo producto. Especificar cuantos orificios griferia

Mobile bicolore e lavabo cerámica bianca
Two colors furniture unit with white ceramic basin
Mueble bicolor y lavabo en cerámica blanca

A	B	Cod.
02 - Biancospino	07 - Taupe	BA1000
03 - Caramello	05 - Avorio	BA1001
04 - Fosco	06 - Perla	BA1002
05 - Avorio	03 - Caramello	BA1003
06 - Perla	04 - Fosco	BA1004
07 - Taupe	02 - Biancospino	BA1005

Mobile bicolore e lavabo cerámica bicolore
Two colors furniture unit with two colors ceramic basin
Mueble bicolor y lavabo en cerámica bicolor

A	B	C	Cod.
04 - Fosco	06 - Perla	04 - Fosco	BA1007

Mobile monocolor e lavabo cerámica bianca
Single color furniture and white ceramic basin
Mueble monocolor y lavabo cerámica blanca

A	B	Cod.
02 - Biancospino	02 - Biancospino	BA1012
03 - Caramello	03 - Caramello	BA1013
04 - Fosco	04 - Fosco	BA1014
05 - Avorio	05 - Avorio	BA1015
06 - Perla	06 - Perla	BA1016
07 - Taupe	07 - Taupe	BA1017

Mobile monocolor e lavabo cerámica bicolore
Single color furniture and two colors ceramic basin
Mueble monocolor y lavabo en cerámica bicolor

A	B	C	Cod.
04 - Fosco	04 - Fosco	04 - Fosco	BA1021

Pomelli
Handles
Perillas

0A



0B



0C



0D



0E



0G

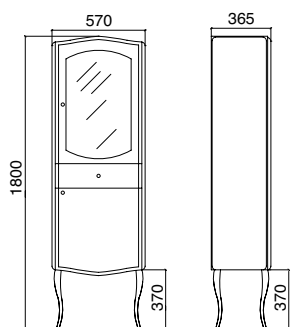


- CR
- ON
- BR
- NI
- OL
- NN



Vetrina bicolore
Two tone Cabinet
Vitrina bicolor

A	B	Cod.
02 - Biancospino	07 - Taupe	GA000
03 - Caramello	05 - Avorio	GA001
04 - Fosco	06 - Perla	GA002
05 - Avorio	03 - Caramello	GA003
06 - Perla	04 - Fosco	GA004
07 - Taupe	02 - Biancospino	GA005



Vetrina h 180cm completa di 2 ante con ripiani interni in vetro ed un cassetto. Specificare lato di apertura anta desiderata; se non specificato anta apribile verso destra. I pomelli sono a scelta ed inclusi nel prezzo. Aggiungere il cod. Pomelli alla fine del cod. della Vetrina per comporre il codice prodotto. Esterno vetrina laccato lucido, interno laccato opaco. Vetro esterno satinato disponibile su richiesta.

High cabinet with two doors and one drawer. Internal shelves made of glass. Please specify the required side of the doors opening; if not specified doors will open towards right. Choice of handles included in the price. To complete the ordering code, choose knob and add the code at the end of the furniture unit code. Glossy lacquered external, satin lacquered internal. External glass available also satinated upon request.

Vitrina h 180 cm completa de 2 puertas con estantes internos en cristal y un cajon. Especificar lado de abertura deseado; abertura standard hacia derecha. Perillas incluidas. Anadir el codigo de las perrillas al final del codigo de la vitrina para componer el codigo producto. Acabado exterior brillante, interior mate. Cristal exterior satinado disponible bajo pedido.

Vetrina monocolor
Single color Cabinet
Vitrina monocolor

A	B	Cod.
02 - Biancospino	02 - Biancospino	GA012
03 - Caramello	03 - Caramello	GA013
04 - Fosco	04 - Fosco	GA014
05 - Avorio	05 - Avorio	GA015
06 - Perla	06 - Perla	GA016
07 - Taupe	07 - Taupe	GA017

Pomelli
Handles
Perillas

0A



0B



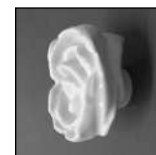
0C



0D



0E



0G

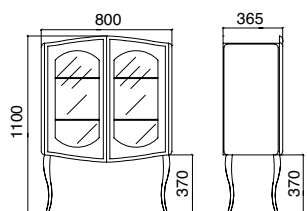


- CR
- ON
- BR
- NI
- OL
- NN



Vetrina bicolore
Two tone Cabinet
Vitrina bicolor

A	B	Cod.
02 - Biancospino	07 - Taupe	NA000
03 - Caramello	05 - Avorio	NA001
04 - Fosco	06 - Perla	NA002
05 - Avorio	03 - Caramello	NA003
06 - Perla	04 - Fosco	NA004
07 - Taupe	02 - Biancospino	NA005



Vetrina h 110 con due ante e 2 ripiani interni in vetro. Pomelli disponibili su richiesta ma non necessari ai fini dell'apertura. Se non specificato il mobile non avrà pomelli. Se richiedi, i pomelli verranno aggiunti senza sovrapprezzi. Aggiungere il cod. Pomelli alla fine del cod. della Vetrina per comporre il codice prodotto. Esterno vetrina laccato lucido, interno laccato opaco. Vetro esterno satinato disponibile su richiesta.

Short Cabinet h 110 with two doors with two internal shelves made of glass. Handles are not necessary for opening purpose but available upon request. If not specified the cabinet will be supplied without handles. If knobs requested, add the selected knobs' code at the end of the furniture unit code. Choice of handles included in the price. Glossy lacquered external, satin lacquered internal. External glass available also satinated upon request.

Vitrina h100 cm completa de 2 puertas con estantes internos en cristal. Especificar lado de abertura deseado; abertura standard hacia derecha. Perrillas incluidas. Anadir el codigo de las perrillas al final del codigo de la vitrina para componer el codigo producto. Acabado exterior brillante, interior mate. Cristal exterior satinado disponible bajo pedido.

Vetrina monocolor
Single color Cabinet
Vitrina monocolor

A	B	Cod.
02 - Biancospino	02 - Biancospino	NA012
03 - Caramello	03 - Caramello	NA013
04 - Fosco	04 - Fosco	NA014
05 - Avorio	05 - Avorio	NA015
06 - Perla	06 - Perla	NA016
07 - Taupe	07 - Taupe	NA017

Pomelli
Handles
Perillas

0A



0B



0C



0D



0E



0G

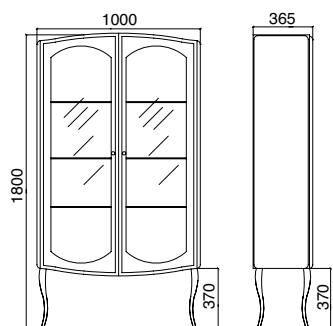


- CR
- ON
- BR
- NI
- OL
- NN

Vetrina bicolore
Two tone Cabinet
Vitrina bicolor



A	B	Cod.
02 - Biancospino	07 - Taupe	FO000
03 - Caramello	05 - Avorio	FO001
04 - Fosco	06 - Perla	FO002
05 - Avorio	03 - Caramello	FO003
06 - Perla	04 - Fosco	FO004
07 - Taupe	02 - Biancospino	FO005



Vetrina h 180cm completa di 2 ante con 3 ripiani interni in vetro. I pomelli sono a scelta ed inclusi nel prezzo. Aggiungere il cod. Pomelli alla fine del cod. della Vetrina per comporre il codice prodotto. Esterno vetrina laccato lucido, interno laccato opaco. Vetro esterno satinato disponibile su richiesta.

High cabinet with two doors with 3 internal shelves made of glass. Choice of handles included in the price. To complete the ordering code, choose knob and add the code at the end of the furniture unit code. Glossy lacquered external, satin lacquered internal. External glass available also satinated upon request.

Vitrina h 180 cm completa de 2 puertas con estantes internos en cristal. Perillas incluidas. Anadir el codigo de las perrillas al final del codigo de la vitrina para componer el codigo producto. Acabado exterior brillante, interior mate. Cristal exterior satinado disponible bajo pedido.

Vetrina monocolor
Single color Cabinet
Vitrina monocolor

A	B	Cod.
02 - Biancospino	02 - Biancospino	FO012
03 - Caramello	03 - Caramello	FO013
04 - Fosco	04 - Fosco	FO014
05 - Avorio	05 - Avorio	FO015
06 - Perla	06 - Perla	FO016
07 - Taupe	07 - Taupe	FO017

Pomelli
Handles
Perillas

0A



0B



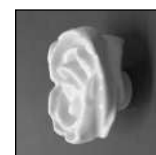
0C



0D



0E



0G



- CR
- ON
- BR
- NI
- OL
- NN

Mobile bicolore e lavabo cerámica bianca 135 cm
Two colors furniture unit with white ceramic basin 135 cm
 Mueble bicolor y lavabo en cerámica blanca 135 cm



A	B	Cod.
02 - Biancospino	07 - Taupe	RM135
03 - Caramello	05 - Avorio	RM136
04 - Fosco	06 - Perla	RM137
05 - Avorio	03 - Caramello	RM138
06 - Perla	04 - Fosco	RM139
07 - Taupe	02 - Biancospino	RM140


Maniglia
 Handle
 Manija

RMMAN



- CR
- ON
- BR
- NI
- OL
- NN

Mobile bicolore e lavabo cerámica bicolore 135 cm
Two colors furniture unit with two colors ceramic basin 135 cm
 Mueble bicolor y lavabo en cerámica bicolore 135 cm



A	B	C	Cod.
04 - Fosco	06 - Perla	04 - Fosco	RM141

Mobile con due cassetti per lavabo Romana cm 135 incluso nel prezzo. Maniglie incluse nel prezzo. Specificare la finitura delle maniglie richiesta. Esterno mobile laccato lucido, interno laccato opaco. Nell'ordine specificare quanti fori rubinetteria.

Furniture with two drawers complete with cm 135 Romana basin. Handles finish to be specified. Handles also included in the price. Glossy lacquered external, satin lacquered internal. Number of tap holes to be specified.

Mobile monocolore e lavabo cerámica bianca 135 cm
Single color furniture and white ceramic basin 135 cm
 Mueble mono color y lavabo cerámica blanca 135 cm

A	B	Cod.
02 - Biancospino	02 - Biancospino	RM142
03 - Caramello	03 - Caramello	RM143
04 - Fosco	04 - Fosco	RM144
05 - Avorio	05 - Avorio	RM145
06 - Perla	06 - Perla	RM146
07 - Taupe	07 - Taupe	RM147

Mueble con 2 cajones lacado brillante para lavabo Romana 9200 cm 135 incluido en el precio. Perillas incluidas. Especificar acabado de las perillas deseado. Acabado exterior brillante, interior mate.

Mobile monocolore e lavabo cerámica bicolore 135 cm
Single color furniture and two colors ceramic basin 135 cm
 Mueble monocolor y lavabo en cerámica bicolore 135 cm

A	B	C	Cod.
04 - Fosco	04 - Fosco	04 - Fosco	RM148



Mobile bicolore e lavabo cerámica bianca 90 cm
Two colors furniture unit with white ceramic basin 90 cm
 Mueble bicolor y lavabo en cerámica blanca 90 cm

A	B	Cod.
02 - Biancospino	07 - Taupe	RM000
03 - Caramello	05 - Avorio	RM001
04 - Fosco	06 - Perla	RM002
05 - Avorio	03 - Caramello	RM003
06 - Perla	04 - Fosco	RM004
07 - Taupe	02 - Biancospino	RM005

Maniglia
 Handle
 Manija

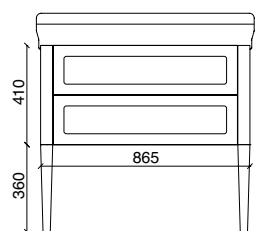
RMMAN



- CR
- ON
- BR
- NI
- OL
- NN

Mobile bicolore e lavabo cerámica bicolore 90 cm
Two colors furniture unit with two colors ceramic basin 90 cm
 Mueble bicolor y lavabo en cerámica bicolore 90 cm

A	B	C	Cod.
04 - Fosco	06 - Perla	04 - Fosco	RM007



P. 565

Mobile con due cassetti per lavabo Romana cm 90 incluso nel prezzo. Maniglie incluse nel prezzo. Specificare la finitura delle maniglie richiesta. Esterno mobile laccato lucido, interno laccato opaco. Nell'ordine specificare quanti fori rubinetteria.

Furniture with two drawers complete with cm 90 Romana basin. Handles finish to be specified. Handles also included in the price. Glossy lacquered external, satin lacquered internal. Number of tap holes to be specified.

Mueble con 2 cajones lacado brillante para lavabo Romana 9090 cm 90 incluido en el precio. Perillas incluidas. Especificar acabado de las perrillas deseado. Acabado exterior brillante, interior mate.

Mobile monocolore e lavabo cerámica bianca 90 cm
Single color furniture and white ceramic basin 90 cm
 Mueble mono color y lavabo cerámica blanca 90 cm

A	B	Cod.
02 - Biancospino	02 - Biancospino	RM012
03 - Caramello	03 - Caramello	RM013
04 - Fosco	04 - Fosco	RM014
05 - Avorio	05 - Avorio	RM015
06 - Perla	06 - Perla	RM016
07 - Taupe	07 - Taupe	RM017

Mobile monocolore e lavabo cerámica bicolore 90 cm
Single color furniture and two colors ceramic basin 90 cm
 Mueble monocolor y lavabo en cerámica bicolore 90 cm

A	B	C	Cod.
04 - Fosco	04 - Fosco	04 - Fosco	RM021



Mobile bicolore e lavabo cerámica bianca 90 cm
Two colors furniture unit with white ceramic basin 90 cm
 Mueble bicolor y lavabo en cerámica blanca 90 cm

A	B	Cod.
02 - Biancospino	07 - Taupe	RM022
03 - Caramello	05 - Avorio	RM023
04 - Fosco	06 - Perla	RM024
05 - Avorio	03 - Caramello	RM025
06 - Perla	04 - Fosco	RM026
07 - Taupe	02 - Biancospino	RM027

Maniglia
Handle
 Manija

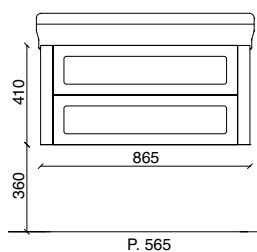
RMMAN



- CR
- ON
- BR
- NI
- OL
- NN

Mobile bicolore e lavabo cerámica bicolore 90 cm
Two colors furniture unit with two colors ceramic basin 90 cm
 Mueble bicolor y lavabo en cerámica bicolore 90 cm

A	B	C	Cod.
04 - Fosco	06 - Perla	04 - Fosco	RM028



Mobile per montaggio sospeso a muro con due cassetti per lavabo Romana cm 90 incluso nel prezzo. Maniglie incluse nel prezzo. Specificare la finitura delle maniglie richiesta. Esterno mobile laccato lucido, interno laccato opaco. Nell'ordine specificare quanti fori rubinetteria.

Wall hung furniture with two drawers complete with cm 90 Romana basin. Handles finish to be specified. Handles also included in the price. Glossy lacquered external, satin lacquered internal. Number of tap holes to be specified.

Mueble instalación suspendida con 2 cajones lacado brillante para lavabo Romana 9090 cm 90 incluido en el precio. Perillas incluidas. Especificar acabado de las perrillas deseado. Acabado exterior brillante, interior mate.

Mobile monocolore e lavabo cerámica bianca 90 cm
Single color furniture and white ceramic basin 90 cm
 Mueble mono color y lavabo cerámica blanca 90 cm

A	B	Cod.
02 - Biancospino	02 - Biancospino	RM029
03 - Caramello	03 - Caramello	RM030
04 - Fosco	04 - Fosco	RM031
05 - Avorio	05 - Avorio	RM032
06 - Perla	06 - Perla	RM033
07 - Taupe	07 - Taupe	RM034

Mobile monocolore e lavabo cerámica bicolore 90 cm
Single color furniture and two colors ceramic basin 90 cm
 Mueble monocolor y lavabo en cerámica bicolore 90 cm

A	B	C	Cod.
04 - Fosco	04 - Fosco	04 - Fosco	RM035



Mobile bicolore e lavabo cerámica bianca 65 cm
Two colors furniture unit with white ceramic basin 65 cm
 Mueble bicolor y lavabo en cerámica blanca 65 cm

A	B	Cod.
02 - Biancospino	07 - Taupe	RM065
03 - Caramello	05 - Avorio	RM066
04 - Fosco	06 - Perla	RM067
05 - Avorio	03 - Caramello	RM068
06 - Perla	04 - Fosco	RM069
07 - Taupe	02 - Biancospino	RM070

Maniglia
Handle
 Manija

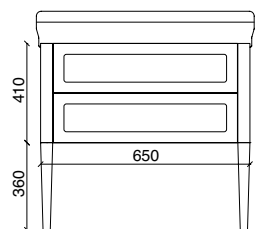
RMMAN



- CR
- ON
- BR
- NI
- OL
- NN

Mobile bicolore e lavabo cerámica bicolore 65 cm
Two colors furniture unit with two colors ceramic basin 65 cm
 Mueble bicolor y lavabo en cerámica bicolore 65 cm

A	B	C	Cod.
04 - Fosco	06 - Perla	04 - Fosco	RM071



P. 515

Mobile con due cassetti per lavabo Romana cm 65 incluso nel prezzo. Maniglie incluse nel prezzo. Specificare la finitura delle maniglie richiesta. Esterno mobile laccato lucido, interno laccato opaco. Nell'ordine specificare quanti fori rubinetteria.

Furniture with two drawers complete with cm 65 Romana basin. Handles finish to be specified. Handles also included in the price. Glossy lacquered external, satin lacquered internal. Number of tap holes to be specified.

Mueble con 2 cajones lacado brillante para lavabo Romana 9065 cm 65 incluido en el precio. Perillas incluidas. Especificar acabado de las perrillas deseado. Acabado exterior brillante, interior mate.

Mobile monocolore e lavabo cerámica bianca 65 cm
Single color furniture and white ceramic basin 65 cm
 Mueble mono color y lavabo cerámica blanca 65 cm

A	B	Cod.
02 - Biancospino	02 - Biancospino	RM072
03 - Caramello	03 - Caramello	RM073
04 - Fosco	04 - Fosco	RM074
05 - Avorio	05 - Avorio	RM075
06 - Perla	06 - Perla	RM076
07 - Taupe	07 - Taupe	RM077

Mobile monocolore e lavabo cerámica bicolore 65 cm
Single color furniture and two colors ceramic basin 65 cm
 Mueble monocolor y lavabo en cerámica bicolore 65 cm

A	B	C	Cod.
04 - Fosco	04 - Fosco	04 - Fosco	RM078



Mobile bicolore e lavabo cerámica bianca 65 cm
Two colors furniture unit with white ceramic basin 65 cm
 Mueble bicolor y lavabo en cerámica blanca 65 cm

A	B	Cod.
02 - Biancospino	07 - Taupe	RM079
03 - Caramello	05 - Avorio	RM080
04 - Fosco	06 - Perla	RM081
05 - Avorio	03 - Caramello	RM082
06 - Perla	04 - Fosco	RM083
07 - Taupe	02 - Biancospino	RM084

Maniglia
 Handle
 Manija

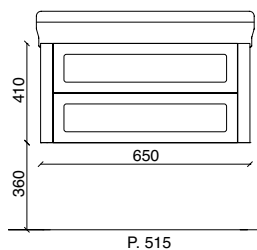
RMMAN



- CR
- ON
- BR
- NI
- OL
- NN

Mobile bicolore e lavabo cerámica bicolore 65 cm
Two colors furniture unit with two colors ceramic basin 65 cm
 Mueble bicolor y lavabo en cerámica bicolore 65 cm

A	B	C	Cod.
04 - Fosco	06 - Perla	04 - Fosco	RM085



Mobile per montaggio sospeso a muro con due cassetti per lavabo Romana cm 65 incluso nel prezzo. Maniglie incluse nel prezzo. Specificare la finitura delle maniglie richiesta. Esterno mobile laccato lucido, interno laccato opaco. Nell'ordine specificare quanti fori rubinetteria.

Wall hung furniture with two drawers complete with cm 65 Romana basin. Handles finish to be specified. Handles also included in the price. Glossy lacquered external, satin lacquered internal. Number of tap holes to be specified.

Mueble instalación suspendida con 2 cajones lacado brillante para lavabo Romana 9000 cm 90 incluido en el precio. Perillas incluidas. Especificar acabado de las perrillas deseado. Acabado exterior brillante, interior mate.

Mobile monocolore e lavabo cerámica bianca 65 cm
Single color furniture and white ceramic basin 65 cm
 Mueble mono color y lavabo cerámica blanca 65 cm

A	B	Cod.
02 - Biancospino	02 - Biancospino	RM086
03 - Caramello	03 - Caramello	RM087
04 - Fosco	04 - Fosco	RM088
05 - Avorio	05 - Avorio	RM089
06 - Perla	06 - Perla	RM090
07 - Taupe	07 - Taupe	RM091

Mobile monocolore e lavabo cerámica bicolore 65 cm
Single color furniture and two colors ceramic basin 65 cm
 Mueble monocolor y lavabo en cerámica bicolore 65 cm

A	B	C	Cod.
04 - Fosco	04 - Fosco	04 - Fosco	RM092

FINITURE • FINISHES • ACABADOS

W Bianco • White • Blanco CR Cromo • Chrome • Cromo G Oro • Gold • Dorado


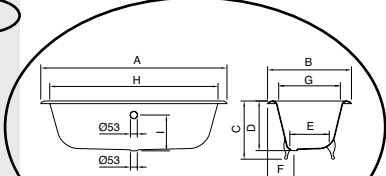


ISTRUZIONI PER L'UTILIZZO DEL LISTINO

HOW TO USE THIS PRICE LIST • INSTRUCCIONES PARA EL USO DE LA LISTA DE PRECIOS

Esempio ordine: Vasca Masaccio 170x77 con esterno bianco e piedi cromo (Cod. 4001 + Cod. 00-02PCR + Cod. TBI)

Example of order: Masaccio bathtub 170x77 with white external and chrome feet (Cod. 4001 + Cod. 00-02PCR + Cod. TBI)

Ejemplo de pedido: Bañera Masaccio 170x77 con exterior blanco y pies cromo (Cod. 4001 + Cod. 00-02PCR + Cod. TBI)

VASCHE		Cod.																										
 <p>1</p>	<p>2</p> <p>Vasca Masaccio esterno e piedi ghisa con Primer Cast iron bathtub Masaccio external and feet with Primer Bañera Masaccio en hierro fundido exterior y pies con Primer</p>	<p>3</p> <p>4001 cm 170x77</p>	<p>4</p> 																									
		<p>4100A cm 154x77</p>	<p>5</p> <table border="1"> <thead> <tr> <th>Cod.</th> <th>A</th> <th>B</th> <th>C</th> <th>D</th> <th>E</th> <th>F</th> <th>G</th> <th>H</th> </tr> </thead> <tbody> <tr> <td>4100</td> <td>1700</td> <td>780</td> <td>585</td> <td>475</td> <td>450</td> <td>275</td> <td>620</td> <td>1580</td> </tr> <tr> <td>4100A</td> <td>1540</td> <td>780</td> <td>585</td> <td>473</td> <td>450</td> <td>265</td> <td>620</td> <td>1410</td> </tr> </tbody> </table>	Cod.	A	B	C	D	E	F	G	H	4100	1700	780	585	475	450	275	620	1580	4100A	1540	780	585	473	450	265
Cod.	A	B	C	D	E	F	G	H																				
4100	1700	780	585	475	450	275	620	1580																				
4100A	1540	780	585	473	450	265	620	1410																				
 <p>1</p>	<p>2</p> <p>Set 4 piedi 4 Polished feet 4 Pies</p>	<p>3</p> <p>00-02P1CR cromo_chrome_cromo</p>	<p>4</p>																									
		<p>00-02P1W bianco_white_bianco</p>																										
		<p>00-02P1G oro_gold_oro</p>																										
 <p>1</p>	<p>2</p> <p>Trattamento verniciatura Esterno vasca bianco Outside white finishing of bathtub Tatamiento de pintura exterior blanca para bañera</p>	<p>3</p> <p>-TBI bianco_white_bianco</p>	<p>4</p>																									
		<p>-TRAL</p>																										
		<p>-TSP</p>																										
	<p>Trattamento verniciatura Esterno vasca colore Ral standard Outside standard Ral colour finishing of bathtub Tatamiento de pintura exterior color Ral estandard para bañera</p>																											
	<p>Trattamento verniciatura Esterno vasca colori speciali (oro, argento, ecc.) Outside special colour finishing of bathtub (gold, silver, etc.) Tatamiento de pintura exterior colores especiales para bañera (oro, plata, etc.)</p>																											

- 1) **Immagine del prodotto**
Image of product
Imagen del producto
- 2) **Descrizione prodotto**
Product description
Descripción producto
- 3) **Codice e finitura del prodotto**
Product code and finish
Código y acabado del producto
- 4) **Prezzo del prodotto**
Product price
Precio del producto
- 5) **Caratteristiche tecniche**
Technical features
Características técnicas

NOTE GENERALI • GENERAL INFORMATION • INFORMACIONES GENERALES

Le nostre vasche in ghisa sono prodotte con sistemi artigianali. La finitura sia interna che esterna rispecchia la manualità della produzione. La verniciatura esterna con Primer è un fondo di preparazione e non è da considerarsi una finitura a vista. Si consiglia una successiva verniciatura a pennello, con normali vernici a tempera, tempera lavabile, smalti, smalti ad acqua. I piedi potrebbero avere piccole variazioni nel decoro rispetto alle foto in catalogo. Tutte le nostre vasche sono compatibili con le colonne di scarico esterne art. AT80ES, AT80E e con sifoni di scarico art. AT80S. Per le vasche in ghisa specificare sempre se richiedi i fori rubinetteria.

Our cast iron bathtubs are manufactured according to traditional craft procedures. Their interior and exterior finishes are a testament to the artisanal production process. The external painting of our bathtubs is a primer and not a final finish. A final finish with brush painting distemper, washable distemper or enamel paint is recommended. The designs of the feet of our bathtubs can slightly differ from those shown in the catalogue. All our bathtubs are compatible with our external wastes Art. AT80ES, AT80E and also with our S trap drain Art. AT80S. If tap-holes are required, please specify when ordering.

Nuestras bañeras en hierro fundido son producidas mediante sistemas artesanos. El acabado interior y exterior refleja la artesanía de la producción. La pintura exterior es una base (Primer). Se aconseja pintar con pincel y pintura, pintura lavable, pintura vitreo o esmalte de agua. Los pies pueden llevar pequeñas diferencias en la decoración con respeto a las fotos del catálogo. Todas nuestra bañeras son compatibles con nuestras columna de descarga exterior art. AT80ES, AT80E y nuestros desagüe art. AT80S. Especificar siempre en la orden si se necesitan orificios para grifería.

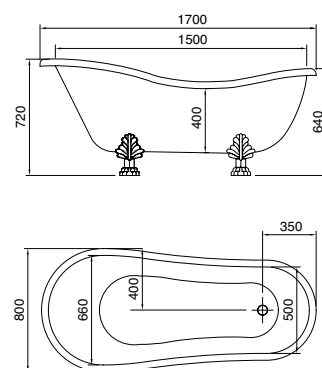


Vasca Retrò cm 170x80 in acrilico rinforzato bianco con set piedi inclusi
White acrylic reinforced Retrò bathtub cm 170x80 with feet included
 Bañera Retrò en acrilico reforzado blanco con 4 pies incluidos

3999W
 bianco_ white_bianco


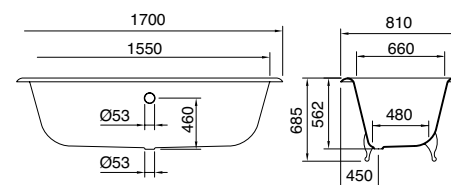
3999CR
 cromo_ chrome_cromo

3999G
 oro_ gold_oro



Vasca Romana esterno e piedi ghisa con Primer
Cast iron bathtub Romana external and feet with Primer
 Bañera Romana en hierro fundido exterior y pies con Primer

4012
 cm 170x81



Set 4 piedi
 4 Polished feet
 4 Pies

12PCR
 cromo_ chrome_cromo

12PW
 bianco_ white_bianco

12PG
 oro_ gold_oro



Trattamento verniciatura Esterno vasca bianco
Outside white finishing of bathtub
 Tatamiento de pintura exterior blanca para bañera

-TBI
 bianco_ white_bianco

Trattamento verniciatura Esterno vasca colore Ral standard
Outside standard Ral colour finishing of bathtub
 Tatamiento de pintura exterior color Ral estandard para bañera

-TRAL

Trattamento verniciatura Esterno vasca colori speciali (oro, argento, ecc.)
Outside special colour finishing of bathtub (gold, silver, etc.)
 Tatamiento de pintura exterior colores especiales para bañera (oro, plata, etc.)

-TSP

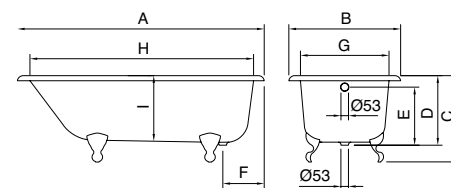


Vasca Neoclassica esterno e piedi ghisa con Primer
Cast iron bathtub Neoclassica external and feet with Primer
 Bañera Neoclassica en hierro fundido exterior y pies con Primer

4000A
 cm 170x77

4000
 cm 154x77

4000B
 cm 137x76



Cod.	A	B	C	D	E	F	G	H	I
4000A	1700	775	610	473	390	290	615	1580	440
4000	1540	770	610	470	383	290	615	1400	440
4000B	1370	765	590	455	363	290	615	1240	430



Set 4 piedi
 4 Polished feet
 4 Pies

00-02PCR
 cromo_chrome_cromo

00-02PW
 bianco_white_bianco

00-02PG
 oro_gold_oro



Set 4 piedi
 4 Polished feet
 4 Pies

00-02P1CR
 cromo_chrome_cromo

00-02P1W
 bianco_white_bianco

00-02P1G
 oro_gold_oro



Set 4 piedi
 4 Polished feet
 4 Pies

00-01PCR
 cromo_chrome_cromo

00-01PW
 bianco_white_bianco

00-01PG
 oro_gold_oro



Trattamento verniciatura Esterno vasca bianco
Outside white finishing of bathtub
 Tratamiento de pintura exterior blanca para bañera

-TBI
 bianco_white_bianco

Trattamento verniciatura Esterno vasca colore Ral standard
Outside standard Ral colour finishing of bathtub
 Tratamiento de pintura exterior color Ral estandard para bañera

-TRAL

Trattamento verniciatura Esterno vasca colori speciali (oro, argento, ecc.)
Outside special colour finishing of bathtub (gold, silver, etc.)
 Tratamiento de pintura exterior colores especiales para bañera (oro, plata, etc.)

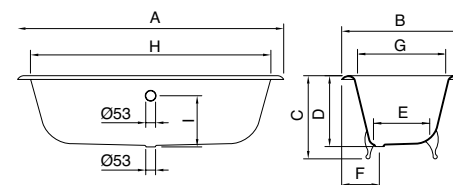
-TSP



Vasca Masaccio esterno
e piedi ghisa con Primer
*Cast iron bathtub Masaccio
external and feet with Primer*
Bañera Masaccio en hierro fundido
exterior y pieds con Primer

4001
cm 170x78

4001A
cm 154x78



Cod.	A	B	C	D	E	F	G	H	I
4100	1700	780	585	475	450	275	620	1560	372
4100A	1540	780	585	473	450	285	620	1410	370



Set 4 piedi
4 Polished feet
4 Pies

00-02P1CR
cromo_chrome_cromo

00-02P1W
bianco_white_bianco

00-02P1G
oro_gold_oro



Set 4 piedi
4 Polished feet
4 Pies

00-01PCR
cromo_chrome_cromo

00-01PW
bianco_white_bianco

00-01PG
oro_gold_oro



Base in ghisa per vasca Masaccio
cm 170x77
cm 170x77 Cast iron bathtub pedestal
Base en hierro fundido por bañera
cm 170x77

4001P
primer

4001PB
bianco_white_bianco

4001AP
primer

4001APB
bianco_white_bianco



Trattamento verniciatura
Esterno vasca bianco
Outside white finishing of bathtub
Tatamiento de pintura exterior
blanca para bañera

-TBI
bianco_white_bianco

Trattamento verniciatura
Esterno vasca colore Ral standard
*Outside standard Ral colour
finishing of bathtub*
Tatamiento de pintura exterior
color Ral estandard para bañera

-TRAL

Trattamento verniciatura Esterno vasca
colori speciali (oro, argento, ecc.)
*Outside special colour finishing of
bathtub (gold, silver, etc.)*
Tatamiento de pintura exterior colores
speciales para bañera (oro, plata, etc.)

-TSP

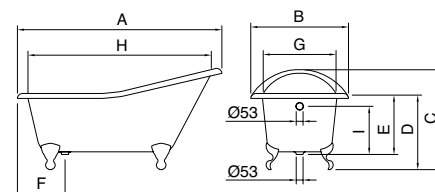


Vasca Palladio esterno
e piedi ghisa con Primer
*Cast iron bathtub Palladio
external and feet with Primer*
Bañera Palladio en hierro fundido
exterior y pies con Primer

4002A
cm 170x77

4002
cm 154x77

4002B
cm 137x76



Cod.	A	B	C	D	E	F	G	H	I
4002A	1700	760	795	580	450	300	578	1548	370
4002	1540	765	779	582	445	290	580	1380	353
4002B	1370	765	779	582	445	290	580	1226	353



Set 4 piedi
4 Polished feet
4 Pies

00-02PCR
cromo_chrome_cromo

00-02PW
bianco_white_blanco

00-02PG
oro_gold_oro



Set 4 piedi
4 Polished feet
4 Pies

00-02P1CR
cromo_chrome_cromo

00-02P1W
bianco_white_blanco

00-02P1G
oro_gold_oro



Set 4 piedi
4 Polished feet
4 Pies

00-01PCR
cromo_chrome_cromo

00-01PW
bianco_white_blanco

00-01PG
oro_gold_oro



Trattamento verniciatura
Esterno vasca bianco
Outside white finishing of bathtub
Tatamiento de pintura exterior
blanca para bañera

-TBI
bianco_white_blanco

Trattamento verniciatura
Esterno vasca colore Ral standard
*Outside standard Ral colour
finishing of bathtub*
Tatamiento de pintura exterior
color Ral estandard para bañera

-TRAL

Trattamento verniciatura Esterno vasca
colori speciali (oro, argento, ecc.)
*Outside special colour finishing of
bathtub (gold, silver, etc.)*
Tatamiento de pintura exterior colores
speciales para bañera (oro, plata, etc.)

-TSP

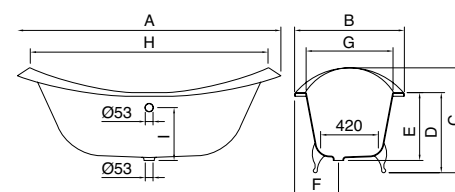


Vasca Antica esterno
e piedi ghisa con Primer
*Cast iron bathtub Antica external
and feet with Primer*
Bañera Antica en hierro fundido
exterior y pies con Primer


4006
cm 180x77

4006A
cm 170x78

4007
cm 154x75



Cod.	A	B	C	D	E	F	G	H	I
4006	1800	770	790	595	462	300	300	1660	368
4006A	1700	780	780	626	452	305	626	1560	368
4007	1540	750	730	535	402	300	300	1400	308



Set 4 piedi
4 Polished feet
4 Pies

06-07PW
bianco_ white_blanco



Set 4 piedi
4 Polished feet
4 Pies

06-07P1W
bianco_ white_blanco

06-07P1CR
cromo_ chrome_cromo

06-07P1G
oro_ gold_oro



Base in ghisa per vasca Antica
cm 180x77
cm 180x77 Cast iron bathtub pedestal
Base en hierro fundido por bañera
cm 180x77

4006P
primer

4006PB
bianco_ white_blanco



Trattamento verniciatura
Esterno vasca bianco
Outside white finishing of bathtub
Tatamiento de pintura exterior
blanca para bañera

-TBI
bianco_ white_blanco

Trattamento verniciatura
Esterno vasca colore Ral standard
*Outside standard Ral colour
finishing of bathtub*
Tatamiento de pintura exterior
color Ral estandard para bañera

-TRAL

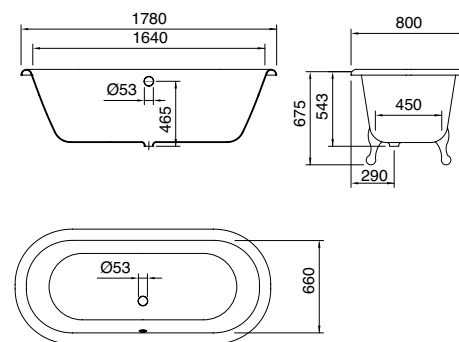
Trattamento verniciatura Esterno vasca
colori speciali (oro, argento, ecc.)
*Outside special colour finishing of
bathtub (gold, silver, etc.)*
Tatamiento de pintura exterior colores
speciales para bañera (oro, plata, etc.)

-TSP



Vasca Eva esterno
e piedi ghisa con Primer
*Cast iron bathtub Eva external
and feet with Primer*
Bañera Eva en hierro fundido
exterior y pies con Primer

4009
cm 178x80



Set 4 piedi
4 Polished feet
4 Pies

09PCR
cromo_chrome_cromo

09PW
bianco_white_bianco

09PG
oro_gold_oro



Set 4 piedi
4 Polished feet
4 Pies

00-02P1CR
cromo_chrome_cromo

00-02P1W
bianco_white_bianco

00-02P1G
oro_gold_oro



Trattamento verniciatura
Esterno vasca bianco
Outside white finishing of bathtub
Tatamiento de pintura exterior
blanca para bañera

-TBI
bianco_white_bianco

Trattamento verniciatura
Esterno vasca colore Ral standard
*Outside standard Ral colour
finishing of bathtub*
Tatamiento de pintura exterior
color Ral estandard para bañera

-TRAL

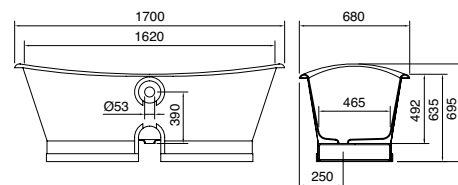
Trattamento verniciatura Esterno vasca
colori speciali (oro, argento, ecc.)
*Outside special colour finishing of
bathtub (gold, silver, etc.)*
Tatamiento de pintura exterior colores
speciales para bañera (oro, plata, etc.)

-TSP



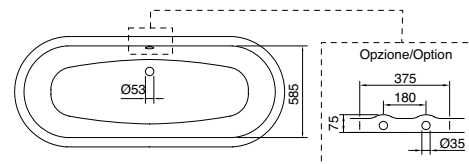
Vasca in ghisa
con esterno bianco
*Freestanding cast iron bathtub
with white external*
Bañera en hierro hundido
con exterior blanco

4010
bianco_ white_blanco
cm 170x68



Vasca in ghisa
con esterno in foglia di rame
*Freestanding cast iron bathtub
with copper leaf external*
Bañera en hierro hundido
con exterior en hoja de cobre

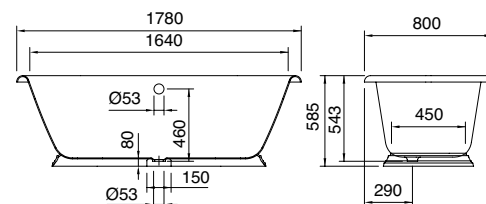
4010FR
cm 170x68



Vasca Florentia con base incorporata
esterno con Primer o bianco
*Florentia Cast iron bathtub Florentia
with pedestal external with Primer
or white painted*
Bañera Florentia en hierro fundido con
base exterior con Primer o blanco

4013W
bianco_ white_blanco
cm 178x80

4013
Primer
cm 178x80



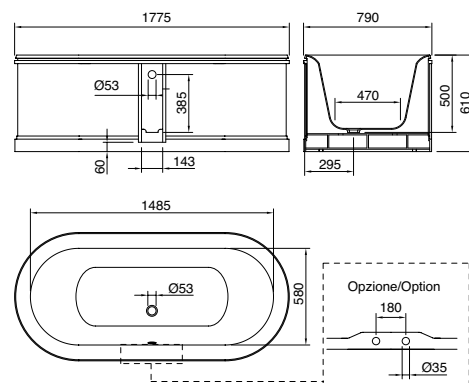
Vasca Florentia con base incorporata
esterno lucidato
*Florentia Cast iron bathtub Florentia
with pedestal and polished external*
Bañera Florentia en hierro fundido
con base exterior pulido

4013P
lucidato_ polished_pulido
cm 178x80



Vasca in ghisa
con guscio esterno in ghisa
*Freestanding cast iron bathtub
with cast iron external*
Bañera en hierro hundido
con exterior en hierro hundido

4011
cm 177x79



Trattamento verniciatura
Esterno vasca bianco
Outside white finishing of bathtub
Tatamiento de pintura exterior
blanca para bañera

-TBI
bianco_ white_blanco

Trattamento verniciatura
Esterno vasca colore Ral standard
*Outside standard Ral colour
finishing of bathtub*
Tatamiento de pintura exterior
color Ral estandard para bañera

-TRAL

Trattamento verniciatura Esterno vasca
colori speciali (oro, argento, ecc.)
*Outside special colour finishing of
bathtub (gold, silver, etc.)*
Tatamiento de pintura exterior colores
speciales para bañera (oro, plata, etc.)


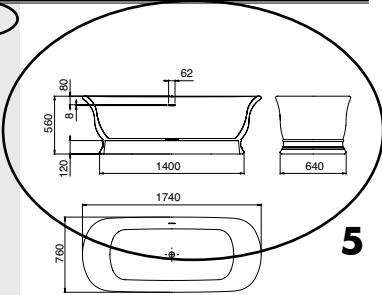
-TSP

FINITURE • FINISHES • ACABADOS

CR	Cromo • Chrome • Cromo	NIO	Nichel opaco • Matt Nickel • Níquel mate = NI + 5%
ON	Ottone naturale • Natural brass • Latón natural	NIS	Nichel spazzolato lucido • Shiny brushed Nickel • níquel cepillado brillante = NI + 10%
BR	Bronzo • Bronze • Bronce	OR	Oro • Gold • Dorado = OL + 15%
NI	Nichel • Nickel • Níquel	ORR	Oro rosa • Rose Gold • Dorado rosa = OL + 20%
OL	Oro light • English gold • Oro claro	OO	Ottone opaco • Matt Brass • Latón mate = OL + 5%
NN	Nichel Nero • Black nickel • Níquel negro	RAO	Rame opaco • Satin Copper • Cobre mate = OL + 30%
BT	Brunito • Burnished • Bruñido = BR	BTS	Brunito Scuro Spazzolato opaco • Matt dark brushed burnished • Bruñido escuro cepillado mate = BT + 5%

ISTRUZIONI PER L'UTILIZZO DEL LISTINO

HOW TO USE THIS PRICE LIST • INSTRUCCIONES PARA EL USO DE LA LISTA DE PRECIOS

<p>VASCHE SOLID SURFACE</p>  <p>1</p>	<p>Vasca Aurelia 174x76xh56 con troppo pieno intergato Aurelia Bathub 174x76xh56 with built-in overflow Bañera Aurelia 174x76xh56 con desague integrado</p> <p>2</p>	<p>Cod.</p> <p>5003 bianco opaco_matt white blanco mate</p> <p>3</p> <p>5003L bianco lucido_glossy white blanco brillante</p> <p>4</p> <p>colori_colors_colores</p>	 <p>5</p>	<p>1) Immagine del prodotto Image of product Imagen del producto</p> <p>2) Descrizione prodotto Product description Descripción producto</p> <p>3) Codice e finitura del prodotto Product code and finish Código y acabado del producto</p> <p>4) Prezzo del prodotto Product price Precio del producto</p> <p>5) Caratteristiche tecniche Technical features Características técnicas</p>
---	--	---	--	--

NOTE GENERALI • GENERAL INFORMATION • INFORMACIONES GENERALES

Per Solid Surface si intende una speciale miscela di resina acrilica modificata con composti minerali. Questa miscela è rinnovabile ed altamente decorativa. Il colore è una caratteristica di tutto il materiale nella sua "pasta" e non solo di una verniciatura esterna. La nostra miscela è altamente rinnovabile, omogenea e non porosa al 100% e quindi impermeabile. Grazie a questa caratteristica graffi e scalfiture superficiali possono essere completamente rimossi.

I prodotti possono essere richiesti con una finitura bianca matt, bianca lucida oppure colorati in una delle nostre 8 esclusive colorazioni. I sistemi di scarico variano da vasca a vasca ed ogni prodotto ha il suo specifico sistema che troverete indicato a seguire.

When talking about Solid surfacing we refer to a special material renewable and highly decorative, manufactured from an advanced blend of acrylic modified resin and mineral fillers.

It is a colour throughout material and not only a superficially painted one.

Its superior production process technology ensures a solid, homogenous, 100% non-porous surface.

All bathtubs are renewable and repairable due to the impermeable surface. Minor scratches and scuffs can be easily removed.

We offer the choice of either a silk matte or gloss finish, or even 8 exclusive colors

Solid Surface es una mezcla especial de resina acrílica modificada con compuestos minerales. Este compuesto, renovable, no poroso y muy decorativo, puede ser coloreado, lo que, a diferencia de las bañeras con revestimiento externo, permite un acabado homogéneo y resistente. Estas características permiten eliminar por completo los arañazos y muescas que se puedan producir.

Las bañeras están disponibles en acabado blanco mate, blanco brillante o en uno de nuestros 8 exclusivos colores.

Los sistemas de desagüe varían de una bañera a otra; cada producto tiene su propio sistema específico, como se expone a continuación.

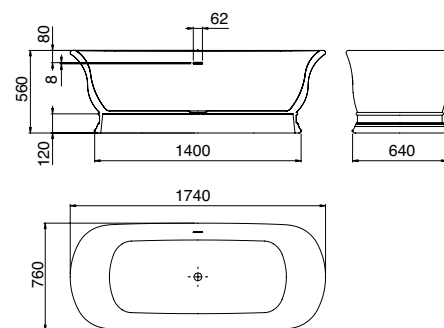


Vasca Aurelia 174x76xh56
con troppo pieno intergato
*Aurelia Bathub 174x76xh56
with built-in overflow*
Bañera Aurelia 174x76xh56
con desague integrado

5003
bianco opaco *_matt white*
blanco mate

5003L
bianco lucido *_glossy white*
blanco brillante

colori *_colors* _colores

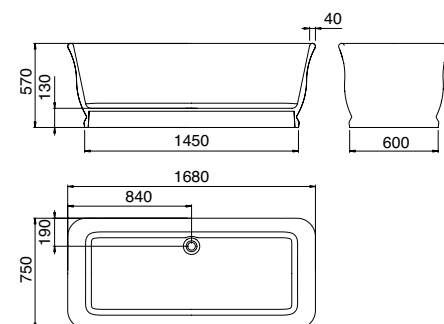


Vasca Imperia 168x75xh57
con troppo pieno intergato
*Imperia Bathub 168x75xh57
with built-in overflow*
Bañera Imperia 168x75xh57
con desague integrado

5007
bianco opaco *_matt white*
blanco mate

5007L
bianco lucido *_glossy white*
blanco brillante

colori *_colors* _colores



Kit di scricco completo di sifone e piletta
per vasca Aurelia ed Imperia
*Waste kit with syphon and drain
for Aurelia and Imperia bathtubs*
Kit desague con siphòn y valvula
para bañeras Aurelia y Imperia

SBPIL50
bianco opaco *_matt white*
blanco mate

SBPIL50L
bianco lucido *_glossy white*
blanco brillante

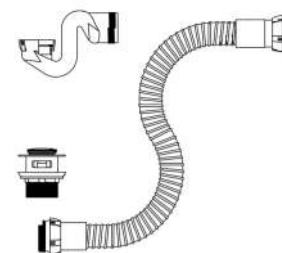
colori *_colors* _colores

SBPIL50CR
cromo *_chrome* _cromo

SBPIL50BR
bronzo *_bronze* _bronce

SBPIL50NI
nichel *_nickel* _niquel

SBPIL50OL
oro light *_english gold*
oro chiaro

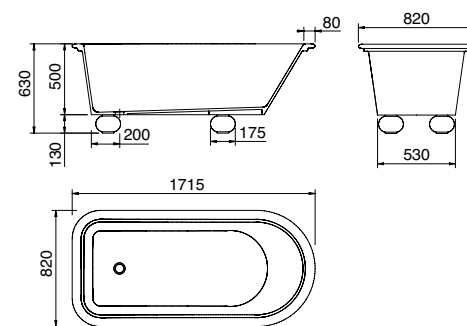




Vasca Flaminia 171x82xh63
Flaminia Bathub 171x82xh63
 Bañera Flaminia 171x82xh63

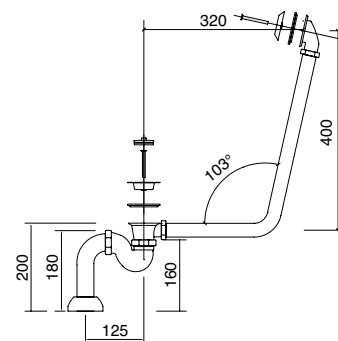
5005
 bianco opaco *_matt white*
 blanco mate

5005L
 bianco lucido *_glossy white*
 blanco brillante



Colonna scarico vasca a vista con
 sifone ad 'S', troppo pieno e catenella
Exposed bath waste & overflow
complete with solid brass
plug & chain with classic 'S' trap
 Columna de desagüe exterior completa
 de valvula y sifón en 'S'

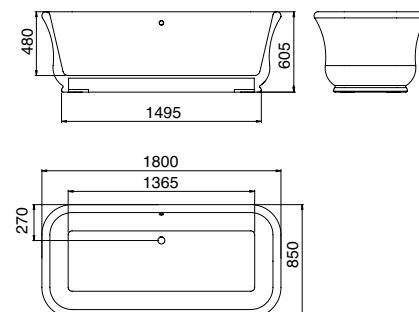
AT80/ESCR
 AT80/ESON
 AT80/ESBR
 AT80/ESNI
 AT80/ESOL
 AT80/ESNN



Vasca Flavia con troppo pieno per
 colonna di scarico esterna 180x85xh72
Flavia Bathub with overflow for
exposed bath waite 180x85xh72
 Bañera Flavia con rebosadero
 para columna de desagüe exterior
 180x85xh72

5004
 bianco opaco *_matt white*
 blanco mate

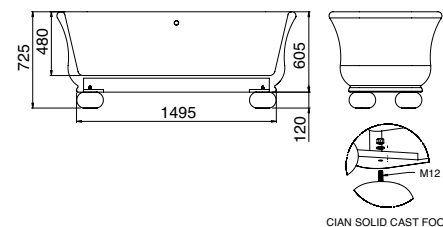
5004L
 bianco lucido *_glossy white*
 blanco brillante



Set di 4 piedi in solid surface
 per vasca Flavia
4 foot set made of Solid surface
for Flavia Bathub
 set de 4 pies en Solid surface
 para bañera Flavia

P5004
 bianco opaco *_matt white*
 blanco mate

P5004L
 bianco lucido *_glossy white*
 blanco brillante



Colonna di scarico esterna
 per vasca Flavia
Exposed bath waiste for Flavia bathub
 Columna de desagüe exterior
 para bañera Flavia

AT50/ESCR
 AT50/ESON
 AT50/ESBR
 AT50/ESNI
 AT50/ESOL
 AT50/ESNN

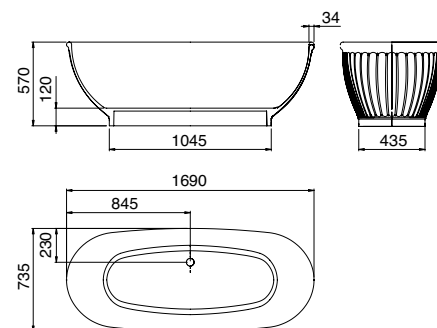


Vasca Livia interno bianco lucido
esterno bianco matt senza troppopieno
*Livia Bathtub with glossy external and
silk matt internal without overflow*
Bañera Livia con exterior brillante y in-
terior mate sin rebosadero

5006

bianco opaco *_matt white*
blanco mate

colori *_colors _colores*



Kit di scricco completo di sifone e piletta
con troppo pieno per vasca Livia
*Waste kit with syphon and slotted drain
for Livia bathtub*
Kit desague con siphòn y valvula con
rebozador para bañera Livia



SBPIL51

bianco opaco *_matt white*
blanco mate

SBPIL51L

bianco lucido *_glossy white*
blanco brillante

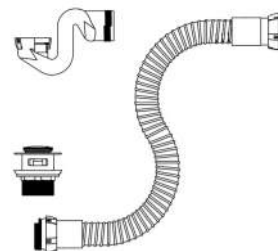
colori *_colors _colores*

SBPIL51CR
cromo *_chrome _cromo*

SBPIL51BR
bronzo *_bronze _bronce*

SBPIL51NI
nichel *_nickel _niquel*

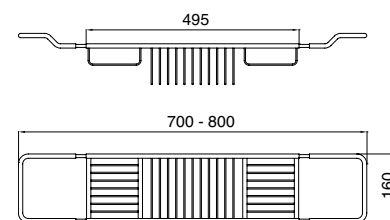
SBPIL51OL
oro light *_english gold*
oro chiaro





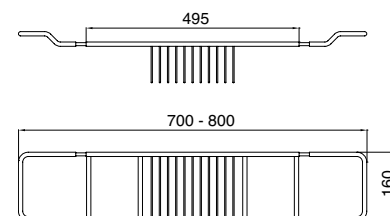
Griglia vasca (no ott.lucido)
Bath rack
 Porta objetos para bañera

SB118CR
 SB118BR
 SB118NI
 SB118OL
 SB118NN



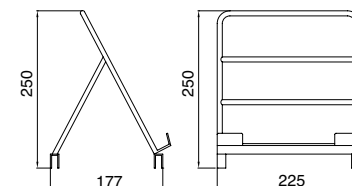
Griglia vasca con cerámica
Bath rack with ceramics supports
 Porta objetos para bañera
 con soportes ceramicos

SB118ACR
 SB118ABR
 SB118ANI
 SB118AOL
 SB118ANN



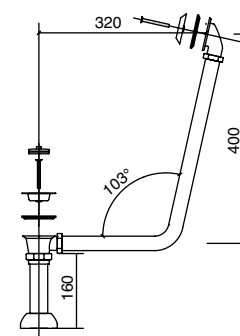
Leggio per griglia vasca Art. SB118
*Reading desk complementary
 to Sbordoni bath rack Art. SB118*
 Atril complementar a porta objetos
 para bañera Sbordoni Art. SB118

SB330CR
 SB330BR
 SB330NI
 SB330OL
 SB330NN



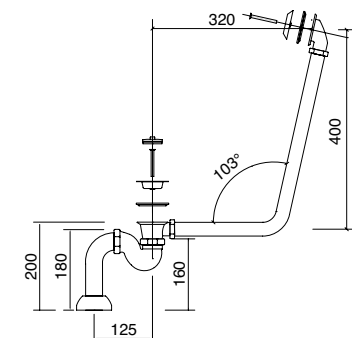
Colonna scarico vasca a vista
 con troppo pieno e catenella
*Exposed bath waste & overflow
 complete with solid brass plug & chain*
 Columna de desagüe exterior
 completa de valvula

AT80/ECR
 AT80/EON
 AT80/EBR
 AT80/ENI
 AT80/EOL
 AT80/ENN



Colonna scarico vasca a vista con sifone
 ad 'S', troppo pieno e catenella
*Exposed bath waste & overflow complete with
 solid brass plug & chain with classic 'S' trap*
 Columna de desagüe exterior completa
 de valvula y sifón en 'S'

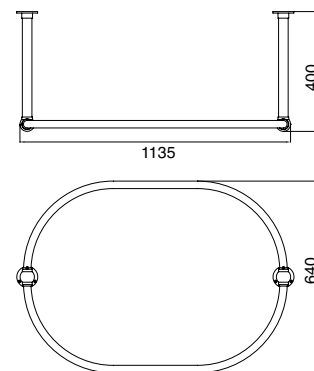
AT80/ESCR
 AT80/ESON
 AT80/ESBR
 AT80/ESNI
 AT80/ESOL
 AT80/ESNN





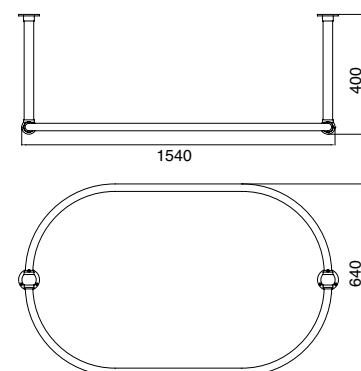
Anello tenda vasca 110x64xH40cm
Bath curtain rail 110x64xH40cm
 Anillo cortinas para bañera 110x64xH40cm

AN119CR
 AN119ON
 AN119BR
 AN119NI
 AN119OL
 AN119NN



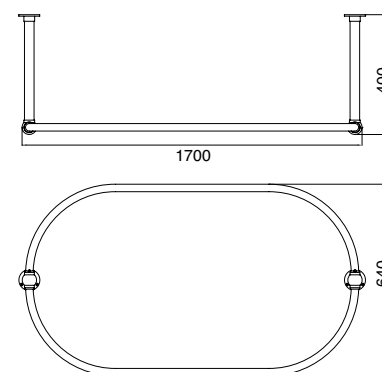
Anello tenda vasca 154x64xH40cm
Bath curtain rail 154x64xH40cm
 Anillo cortinas para bañera 154x64xH40cm

AN120CR
 AN120ON
 AN120BR
 AN120NI
 AN120OL
 AN120NN



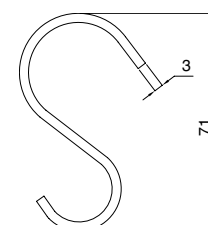
Anello tenda vasca 170x64xH40cm
Bath curtain rail 170x64xH40cm
 Anillo cortinas para bañera 170x64xH40cm

AN121CR
 AN121ON
 AN121BR
 AN121NI
 AN121OL
 AN121NN




Kit di 12 ganci tenda per anello tenda
Bath curtain hooks set (12 pieces)
 Set de 12 anillos para cortina de ducha

SB004CR
 SB004ON
 SB004BR
 SB004NI
 SB004OL
 SB004NN








UNITO 110

Coppia di tende per anello vasca da Ø 110 cm, doppiate con nylon idrorepellente, cucitura a ciuffi H 200 cm

Pair of bath curtains for rail Ø 110 cm, lined with waterproof nylon h 200 cm

Par de cortinas para anillo Ø cm110 forradas con nylon repelente al agua, altura cm 200

COLORE	COLOUR	COLOR	Cod.
Bianco	White	Blanco	TUN110A
Beige	Beige	Beige	TUN110B
Giallo Ocra	Yellow ocher	Amarillo orce	TUN110C
Marrone	Brown	Maron	TUN110D
Rosso	Red	Rojo	TUN110E
Verde chiaro	Light green	Verde claro	TUN110F
Celeste	Light blue	Luz azul	TUN110G
Verde Prato	Green	Verde	TUN110H
Grigio Tortora	Dove Gray	Gris	TUN110I
Nero	Black	Negro	TUN110L




UNITO 154 - 170

Coppia di tende per anello vasca da Ø154 cm e 170 cm, doppiate con nylon idrorepellente, cucitura a ciuffi H 200 cm

Pair of bath curtains for rail Ø154 cm and 170 cm, lined with waterproof nylon h 200 cm

Par de cortinas para anillo Ø cm154 y cm 170 forradas con nylon repelente al agua, altura cm 200

COLORE	COLOUR	COLOR	Ø154 Cod.	Ø170 Cod.
Bianco	White	Blanco	TUN154A	TUN170A
Beige	Beige	Beige	TUN154B	TUN170B
Giallo Ocra	Yellow ocher	Amarillo orce	TUN154C	TUN170C
Marrone	Brown	Maron	TUN154D	TUN170D
Rosso	Red	Rojo	TUN154E	TUN170E
Verde chiaro	Light green	Verde claro	TUN154F	TUN170F
Celeste	Light blue	Luz azul	TUN154G	TUN170G
Verde Prato	Green	Verde	TUN154H	TUN170H
Grigio Tortora	Dove Gray	Gris	TUN154I	TUN170I
Nero	Black	Negro	TUN154L	TUN170L




LINO 110

Coppia di tende lino 100% per anello vasca da Ø 110 cm, doppiate con nylon idrorepellente, cucitura a ciuffi H 200 cm

Pair of bath 100% linen curtains for rail Ø 110 cm, lined with waterproof nylon h 200 cm

Par de cortinas 100% lino para anillo Ø cm110 forradas con nylon repelente al agua, altura cm 200

COLORE	COLOUR	COLOR	Cod.
Beige	Beige	Beige	TLI110A
Naturale	Neutral	Natural	TLI110B
Grigio tortora	Dove Gray	Gris	TLI110C
Grigio	Dark Gray	Gris escuro	TLI110D
Viola malva	Mauve	Purpura	TLI110E
Blu notte	Midnight blue	Azul escuro	TLI110F




LINO 154 - 170

Coppia di tende lino 100% per anello vasca da Ø 154 cm e 170 cm, doppiate con nylon idrorepellente, cucitura a ciuffi H 200 cm

Pair of bath 100% linen curtains for rail Ø 154 cm and 170 cm, lined with waterproof nylon h 200 cm

Par de cortinas 100% lino para anillo Ø cm154 y cm 170 forradas con nylon repelente al agua, altura cm 200

COLORE	COLOUR	COLOR	Ø154 Cod.	Ø170 Cod.
Beige	<i>Beige</i>	Beige	TLI154A	TLI170A
Naturale	<i>Natural</i>	Natural	TLI154B	TLI170B
Grigio tortora	<i>Dove Gray</i>	Gris	TLI154C	TLI170C
Grigio	<i>Dark Gray</i>	Gris escuro	TLI154D	TLI170D
Viola malva	<i>Mauve</i>	Purpura	TLI154E	TLI170E
Blu notte	<i>Midnight blue</i>	Azul escuro	TLI154F	TLI170F




RIGATO 110

Coppia di tende per anello vasca da Ø 110 cm, doppiate con nylon idrorepellente, cucitura a ciuffi H 200 cm

Pair of bath curtains for rail Ø 110 cm, lined with waterproof nylon h 200 cm

Par de cortinas para anillo Ø cm110 forradas con nylon repelente al agua, altura cm 200

COLORE	COLOUR	COLOR	Cod.
Bianco	<i>White</i>	Blanco	TRI110A
Beige	<i>Beige</i>	Beige	TRI110B
Rosso	<i>Red</i>	Rojo	TRI110C
Verde oliva	<i>Olive green</i>	Verde oliva	TRI110D
Celeste	<i>Light blue</i>	Luz azul	TRI110E
Blu	<i>Blue</i>	Azul	TRI110F



RIGATO 154 - 170

Coppia di tende per anello vasca da Ø154 cm e 170 cm, doppiate con nylon idrorepellente, cucitura a ciuffi H 200 cm

Pair of bath curtains for rail Ø154 cm and 170 cm, lined with waterproof nylon h 200 cm

Par de cortinas para anillo Ø cm154 y cm 170 forradas con nylon repelente al agua, altura cm 200

COLORE	COLOUR	COLOR	Ø154 Cod.	Ø170 Cod.
Bianco	<i>White</i>	Blanco	TRI154A	TRI170A
Beige	<i>Beige</i>	Beige	TRI154B	TRI170B
Rosso	<i>Red</i>	Rojo	TRI154C	TRI170C
Verde oliva	<i>Olive green</i>	Verde oliva	TRI154D	TRI170D
Celeste	<i>Light blue</i>	Luz azul	TRI154E	TRI170E
Blu	<i>Blue</i>	Azul	TRI154F	TRI170F



FIORITO 110

Coppia di tende per anello vasca da Ø 110 cm, doppiate con nylon idrorepellente, cucitura a ciuffi H 200 cm

Pair of bath curtains for rail Ø 110 cm, lined with waterproof nylon h 200 cm

Par de cortinas para anillo Ø cm110 forradas con nylon repelente al agua, altura cm 200

COLORE	COLOUR	COLOR	Cod.
Bianco	<i>White</i>	Blanco	TFI110A
Beige	<i>Beige</i>	Beige	TFI110B
Rosso	<i>Red</i>	Rojo	TFI110C
Verde oliva	<i>Olive green</i>	Verde oliva	TFI110D
Celeste	<i>Light blue</i>	Luz azul	TFI110E
Blu	<i>Blue</i>	Azul	TFI110F



FIORITO 154 - 170

Coppia di tende per anello vasca da Ø154 cm e 170 cm, doppiate con nylon idrorepellente, cucitura a ciuffi H 200 cm

Pair of bath curtains for rail Ø154 cm and 170 cm, lined with waterproof nylon h 200 cm

Par de cortinas para anillo Ø cm154 y cm 170 forradas con nylon repelente al agua, altura cm 200

COLORE	COLOUR	COLOR	Ø154 Cod.	Ø170 Cod.
Bianco	<i>White</i>	Blanco	TFI154A	TFI170A
Beige	<i>Beige</i>	Beige	TFI154B	TFI170B
Rosso	<i>Red</i>	Rojo	TFI154C	TFI170C
Verde oliva	<i>Olive green</i>	Verde oliva	TFI154D	TFI170D
Celeste	<i>Light blue</i>	Luz azul	TFI154E	TFI170E
Blu	<i>Blue</i>	Azul	TFI154F	TFI170F

FLORENTIA - PORTE E CABINE DOCCIA

Shower enclosures - Mamaparas

FINITURE • FINISHES • ACABADOS

CR	Cromo • Chrome • Cromo
BR	Bronzo • Bronze • Bronce
NI	Nichel • Nickel • Niquel
OL	Oro light • English gold • Oro claro

ISTRUZIONI PER L'UTILIZZO DEL LISTINO

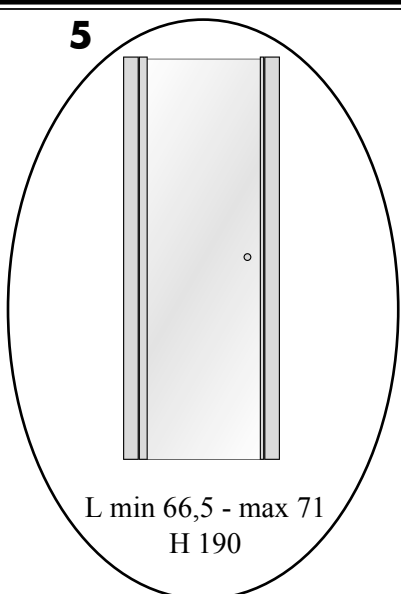
HOW TO USE THIS PRICE LIST • INSTRUCCIONES PARA EL USO DE LA LISTA DE PRECIOS

Esempio ordine: Art. P70TCR Porta in nicchia cm 70 con cristallo trasparente e profilo cromo

Example of order: Art. P70TCR Niche door 70cm with clear glass and chromed profile

Ejemplo pedido: codigo P70TCR Puerta ducha cm 70 con cristal transparente y perfil cromado

		Cod.		
1	Porta in nicchia cm 70 Cristallo trasparente <i>Niche door 70cm</i> <i>Clear glass</i> Puerta cm 70 Cristal transparente	2	P70TCR P70TBR P70TNI P70TOL	3
	Porta in nicchia cm 70 Cristallo satinato <i>Niche door 70cm</i> <i>Satin glass</i> Puerta cm 70 Cristal satinado		P70SCR P70SBR P70SNI P70SOL	4
				5



L min 66,5 - max 71
H 190

1) Descrizione prodotto
Product description • Descripción producto

2) Finitura cristallo (T)
Glass finish (T) • Acabado cristal (T)

3) Finitura profilo (CR)
Profile finish (CR) • acabado perfil (CR)

4) Prezzo del prodotto
Product price • Precio del producto

5) Caratteristiche tecniche
Technical features • Características tecnicas

NOTE GENERALI • GENERAL INFORMATION • INFORMACIONES GENERALES

Le nostre porte e cabine doccia hanno cristalli temperati 6 mm. Tutte le misure sono espresse in centimetri.

Tutte le porte e cabine doccia hanno profili che conferiscono al prodotto estensibilità minima (L min) e massima (L max) per l'installazione in svariate situazioni dimensionali. Prodotti su misura disponibili su richiesta.

Our shower enclosures carry tempered glasses 6 mm. All dimensions are in centimetres. All the enclosures have profiles which provide the product with a minimal (L min) and a maximum (L max) extension, to fit the enclosures in different dimensional situations. Made to measure products available on request.

Nuestras mamparas puertas y cabinas llevan cristal templado 6 mm. Todas medidas en milímetros.

Todas puertas y cabinas llevan perfiles que dan al producto extensibilidad mínima (L min) y máxima (L Max).

Productos a medida disponibles bajo pedido

Porta in nicchia cm 70
 Cristallo trasparente
Niche door 70cm
Clear glass
 Puerta cm 70
 Cristal transparente

P70TCR
 P70TBR
 P70TNI
 P70TOL

Porta in nicchia cm 70
 Cristallo satinato
Niche door 70cm
Satin glass
 Puerta cm 70
 Cristal satinado

P70SCR
 P70SBR
 P70SNI
 P70SOL

Porta in nicchia cm 70
 Cristallo trasparente con decoro satinato
Niche door 70cm
Clear glass with satin decor
 Puerta cm 70
 Cristal transparente decoro satinado

P70TDCR
 P70TDBR
 P70TDNI
 P70TDOL

Porta in nicchia cm 70
 Cristallo satinato con decoro trasparente
Niche door 70cm
Satin glass with transparent decor
 Puerta cm 70
 Cristal satinado decoro trasparente

P70SDCR
 P70SDBR
 P70SDNI
 P70SDOL

Porta in nicchia cm 80
 Cristallo trasparente
Niche door 80cm
Clear glass
 Puerta cm 780
 Cristal transparente

P80TCR
 P80TBR
 P80TNI
 P80TOL

Porta in nicchia cm 80
 Cristallo satinato
Niche door 80cm
Satin glass
 Puerta cm 80
 Cristal satinado

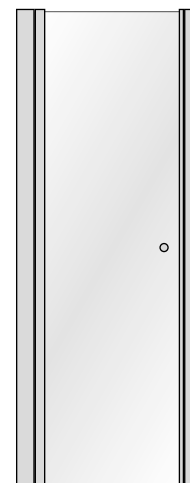
P80SCR
 P80SBR
 P80SNI
 P80SOL

Porta in nicchia cm 80
 Cristallo trasparente con decoro satinato
Niche door 80cm
Clear glass with satin decor
 Puerta cm 80
 Cristal trasparente decoro satinado

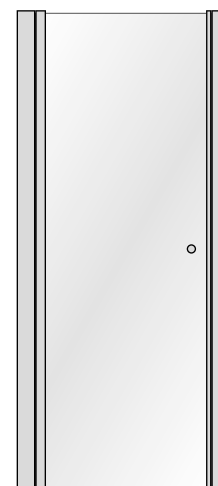
P80TDCR
 P80TDBR
 P80TDNI
 P80TDOL

Porta in nicchia cm 80
 Cristallo satinato con decoro trasparente
Niche door 80cm
Satin glass with transparent decor
 Puerta cm 80
 Cristal satinado decoro trasparente

P80SDCR
 P80SDBR
 P80SDNI
 P80SDOL



L min 66,5 - max 71
 H 190



L min 76,5 - max 81
 H 190

Nicchia cm 100 (porta 70 + parete fissa 30)
 Cristallo trasparente
Niche 100cm (door 70 + fixed panel 30)
Clear glass
 Nicho cm 100 (puerta 70 + fijo 30)
 Cristal transparente

P100TCR
 P100TBR
 P100TNI
 P100TOL

Nicchia cm 100 (porta 70 + parete fissa 30)
 Cristallo satinato
Niche 100cm (door 70 + fixed panel 30)
Satin glass
 Nicho cm 100 (puerta 70 + fijo 30)
 Cristal satinado

P100SCR
 P100SBR
 P100SNI
 P100SOL

Nicchia cm 100 (porta 70 + parete fissa 30)
 Cristallo trasparente con decoro satinato
Niche 100cm (door 70 + fixed panel 30)
Clear glass with satin decor
 Nicho cm 100 (puerta 70 + fijo 30)
 Cristal transparente decoro satinado

P100TDCR
 P100TDBR
 P100TDNI
 P100TDOL

Nicchia cm 100 (porta 70 + parete fissa 30)
 Cristallo satinato con decoro trasparente
Niche 100cm (door 70 + fixed panel 30)
Satin glass with transparent decor
 Nicho cm 100 (puerta 70 + fijo 30)
 Cristal satinado decoro trasparente

P100SDCR
 P100SDBR
 P100SDNI
 P100SDOL

Nicchia cm 110 (porta 80 + parete fissa 30)
 Cristallo trasparente
Niche 110cm (door 80 + fixed panel 30)
Clear glass
 Nicho cm 110 (puerta 80 + fijo 30)
 Cristal transparente

P110TCR
 P110TBR
 P110TNI
 P110TOL

Nicchia cm 110 (porta 80 + parete fissa 30)
 Cristallo satinato
Niche 110cm (door 80 + fixed panel 30)
Satin glass
 Nicho cm 110 (puerta 80 + fijo 30)
 Cristal satinado

P110SCR
 P110SBR
 P110SNI
 P110SOL

Nicchia cm 110 (porta 80 + parete fissa 30)
 Cristallo trasparente con decoro satinato
Niche 110cm (door 80 + fixed panel 30)
Clear glass with satin decor
 Nicho cm 110 (puerta 80 + fijo 30)
 Cristal trasparente decoro satinado

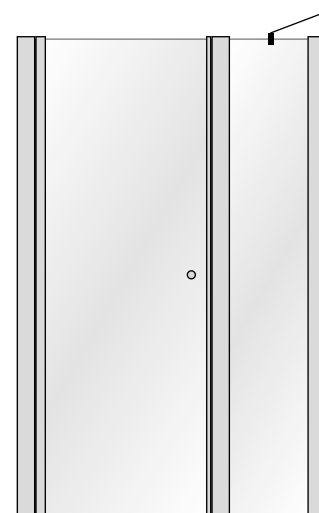
P110TDCR
 P110TDBR
 P110TDNI
 P110TDOL

Nicchia cm 110 (porta 80 + parete fissa 30)
 Cristallo satinato con decoro trasparente
Niche 110cm (door 80 + fixed panel 30)
Satin glass with transparent decor
 Nicho cm 110 (puerta 80 + fijo 30)
 Cristal satinado decoro trasparente

P110SDCR
 P110SDBR
 P110SDNI
 P110SDOL



L min 95 - max 100,5
 H 190



L min 105 - max 110,5
 H 190

Nicchia cm 120 (porta 80 + parete fissa 40)
 Cristallo trasparente
Niche 120cm (door 80 + fixed panel 40)
 Clear glass
 Nicho cm 120 (puerta 80 + fijo 40)
 Cristal transparente

P120TCR
 P120TBR
 P120TNI
 P120TOL

Nicchia cm 120 (porta 80 + parete fissa 40)
 Cristallo satinato
Niche 120cm (door 80 + fixed panel 40)
 Satin glass
 Nicho cm 120 (puerta 80 + fijo 40)
 Cristal satinado

P120SCR
 P120SBR
 P120SNI
 P120SOL

Nicchia cm 120 (porta 80 + parete fissa 40)
 Cristallo trasparente con decoro satinato
Niche 120cm (door 80 + fixed panel 40)
 Clear glass with satin decor
 Nicho cm 120 (puerta 80 + fijo 40)
 Cristal transparente decoro satinado

P120TDCR
 P120TDBR
 P120TDNI
 P120TDOL

Nicchia cm 120 (porta 80 + parete fissa 40)
 Cristallo satinato con decoro trasparente
Niche 120cm (door 80 + fixed panel 40)
 Satin glass with transparent decor
 Nicho cm 120 (puerta 80 + fijo 40)
 Cristal satinado decoro trasparente

P120SDCR
 P120SDBR
 P120SDNI
 P120SDOL

Nicchia cm 140
 Cristallo trasparente
Niche 140cm
 Clear glass
 Nicho cm 140
 Cristal transparente

P140TCR
 P140TBR
 P140TNI
 P140TOL

Nicchia cm 140
 Cristallo satinato
Niche 140cm
 Satin glass
 Nicho cm 140
 Cristal satinado

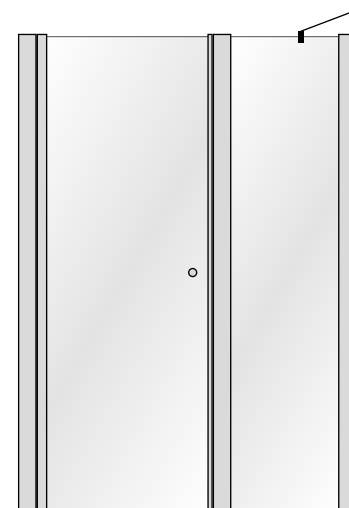
P140SCR
 P140SBR
 P140SNI
 P140SOL

Nicchia cm 140
 Cristallo trasparente con decoro satinato
Niche 140cm
 Clear glass with satin decor
 Nicho cm 140
 Cristal trasparente decoro satinado

P140TDCR
 P140TDBR
 P140TDNI
 P140TDOL

Nicchia cm 140
 Cristallo satinato con decoro trasparente
Niche 140cm
 Satin glass with transparent decor
 Nicho cm 140
 Cristal satinado decoro trasparente

P140SDCR
 P140SDBR
 P140SDNI
 P140SDOL



L min 115 - max 120,5
 H 190



L min 135 - max 140,5
 H 190

Nicchia cm 150
Cristallo trasparente
Niche 150cm
Clear glass
Nicho cm 150
Cristal transparente

P150TCR
P150TBR
P150TNI
P150TOL

Nicchia cm 150
Cristallo satinato
Niche 150cm
Satin glass
Nicho cm 150
Cristal satinado

P150SCR
P150SBR
P150SNI
P150SOL

Nicchia cm 150
Cristallo trasparente con decoro satinato
Niche 150cm
Clear glass with satin decor
Nicho cm 150
Cristal transparente decoro satinado

P150TDCR
P150TDBR
P150TDNI
P150TDOL

Nicchia cm 150
Cristallo satinato con decoro trasparente
Niche 150cm
Satin glass with transparent decor
Nicho cm 150
Cristal satinado decoro trasparente

P150SDCR
P150SDBR
P150SDNI
P150SDOL

Soprasvasca cm 75
Cristallo trasparente
Overbath screen 75cm
Clear glass
Sobre baño cm 75
Cristal transparente

SV76TCR
SV76TBR
SV76TNI
SV76TOL

Soprasvasca cm 75
Cristallo satinato
Overbath screen 75cm
Satin glass
Sobre baño cm 75
Cristal satinado


SV76SCR
SV76SBR
SV76SNI
SV76SOL

Soprasvasca cm 75
Cristallo trasparente con decoro satinato
Overbath screen 75cm
Clear glass with satin decor
Sobre baño cm 75
Cristal transparente decoro satinado

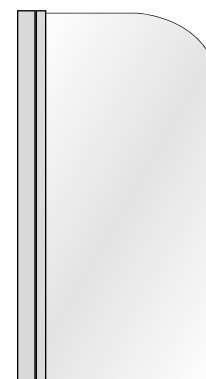
SV76TDCR
SV76TDBR
SV76TDNI
SV76TDOL

Soprasvasca cm 75
Cristallo satinato con decoro trasparente
Overbath screen 75cm
Satin glass with transparent decor
Sobre baño cm 75
Cristal satinado decoro trasparente

SV76SDCR
SV76SDBR
SV76SDNI
SV76SDOL



L min 147,5 - max 153
H 190

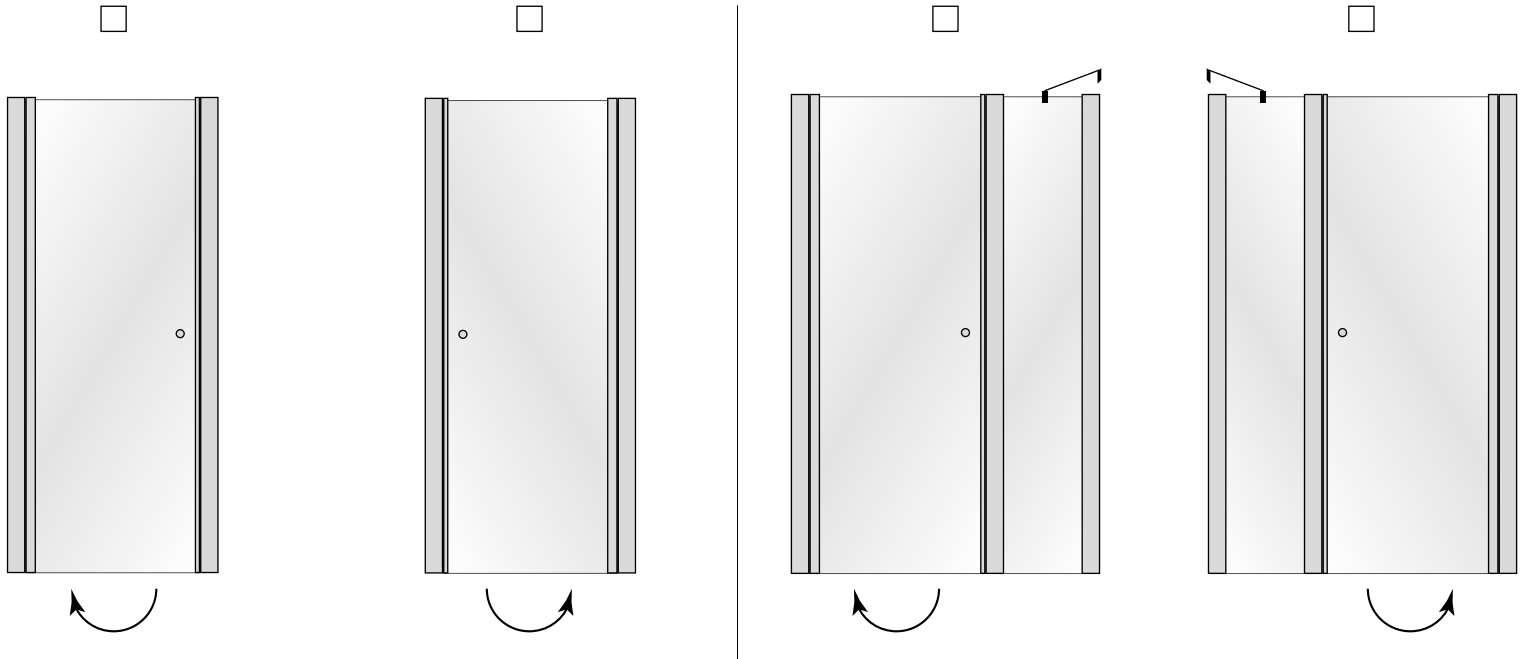


L min 73,5 - max 76
H 140

Rif.


Cod.

Data Date

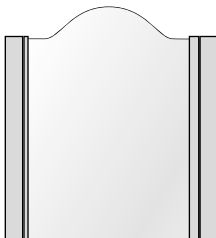


Taglio cristallo porta
Glass door cut
Corte cristal

LINEA H 190

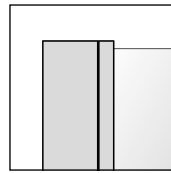


ARCO H 200



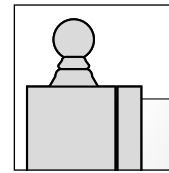
Decorazioni
Decors
Decoraciones

NO DEC




Profilo base
Plain profile


DEC 1



DEC 2



DEC 3



Pomoli e maniglie - Handles and knobs
Perillas y manijas

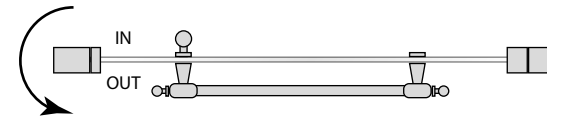
Cod. SBMAN01 standard

POMOLO + POMOLO



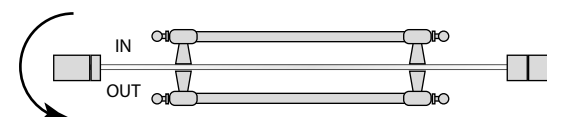
Cod. SBMAN02 optional

POMOLO + MANIGLIA



Cod. SBMAN03 optional

MANIGLIA + MANIGLIA



Note

Cabina cm 80x80 (porta 80 + parete fissa 80)
 Cristallo trasparente
Enclosure 80x80cm (door 80 + fixed panel 80)
 Clear glass
 Cabina cm 80x80 (puerta 80 + fijo 80)
 Cristal transparente

C80TCR
 C80TBR
 C80TNI
 C80TOL

Cabina cm 80x80 (porta 80 + parete fissa 80)
 Cristallo satinato
Enclosure 80x80cm (door 80 + fixed panel 80)
 Satin glass
 Cabina cm 80x80 (puerta 80 + fijo 80)
 Cristal satinado

C80SCR
 C80SBR
 C80SNI
 C80SOL

Cabina cm 80x80 (porta 80 + parete fissa 80)
 Cristallo trasparente con decoro satinato
Enclosure 80x80cm (door 80 + fixed panel 80)
 Clear glass with satin decor
 Cabina cm 80x80 (puerta 80 + fijo 80)
 Cristal transparente decoro satinado

C80TDCR
 C80TDBR
 C80TDNI
 C80TDOL

Cabina cm 80x80 (porta 80 + parete fissa 80)
 Cristallo satinato con decoro trasparente
Enclosure 80x80cm (door 80 + fixed panel 80)
 Satin glass with transparent decor
 Cabina cm 80x80 (puerta 80 + fijo 80)
 Cristal satinado decoro trasparente

C80SDCR
 C80SDBR
 C80SDNI
 C80SDOL

Cabina cm 100x80 (porta 70 + parete fissa 30 + parete fissa 80)
 Cristallo trasparente
Enclosure 100x80cm (door 70 + fixed panel 30 + fixed panel 80)
 Clear glass
 Cabina cm 100x80 (porta 70 + fijo 30 + fijo 80)
 Cristal transparente

C100TCR
 C100TBR
 C100TNI
 C100TOL

Cabina cm 100x80 (porta 70 + parete fissa 30 + parete fissa 80)
 Cristallo satinato
Enclosure 100x80cm (door 70 + fixed panel 30 + fixed panel 80)
 Satin glass
 Cabina cm 100x80 (puerta 70 + fijo 30 + fijo 80)
 Cristal satinado

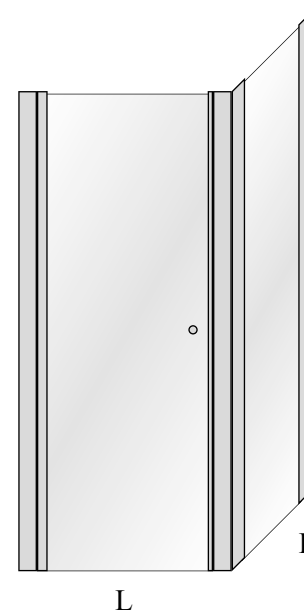
C100SCR
 C100SBR
 C100SNI
 C100SOL

Cabina cm 100x80 (porta 70 + parete fissa 30 + parete fissa 80)
 Cristallo trasparente con decoro satinato
Enclosure 100x80cm (door 70 + fixed panel 30 + fixed panel 80)
 Clear glass with satin decor
 Cabina cm 100x80 (puerta 70 + fijo 30 + fijo 80)
 Cristal trasparente decoro satinado

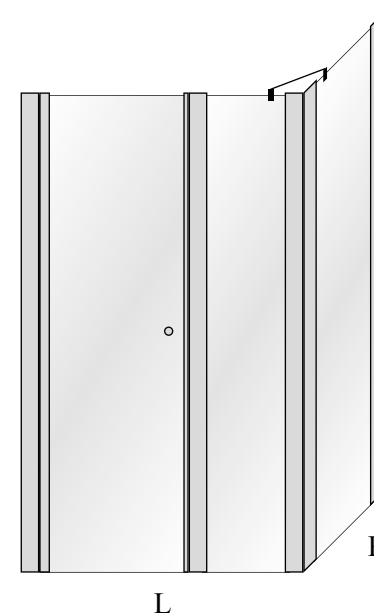
C100TDCR
 C100TDBR
 C100TDNI
 C100TDOL

Cabina cm 100x80 (porta 70 + parete fissa 30 + parete fissa 80)
 Cristallo satinato con decoro trasparente
Enclosure 100x80cm (door 70 + fixed panel 30 + fixed panel 80)
 Satin glass with transparent decor
 Cabina cm 100x80 (puerta 70 + fijo 30 + fijo 80)
 Cristal satinado decoro trasparente

C100SDCR
 C100SDBR
 C100SDNI
 C100SDOL



L min 78,5 - max 81
 P min 77 - max 80,5
 H 190



L min 95,5 - max 100,5
 P min 77 - max 80,5
 H 190

Cabina cm 110x80 (porta 80 + parete fissa 30 + parete fissa 80)
 Cristallo trasparente
Enclosure 110x80cm (door 80 + fixed panel 30 + fixed panel 80)
 Clear glass
 Cabina cm 110x80 (porta 80 + fijo 30 + fijo 80)
 Cristal transparente

C110TCR
 C110TBR
 C110TNI
 C110TOL

Cabina cm 110x80 (porta 80 + parete fissa 30 + parete fissa 80)
 Cristallo satinato
Enclosure 110x80cm (door 80 + fixed panel 30 + fixed panel 80)
 Satin glass
 Cabina cm 110x80 (puerta 80 + fijo 30 + fijo 80)
 Cristal satinado

C110SCR
 C110SBR
 C110SNI
 C110SOL

Cabina cm 110x80 (porta 80 + parete fissa 30 + parete fissa 80)
 Cristallo trasparente con decoro satinato
Enclosure 110x80cm (door 80 + fixed panel 30 + fixed panel 80)
 Clear glass with satin decor
 Cabina cm 110x80 (puerta 80 + fijo 30 + fijo 80)
 Cristal transparente decoro satinado

C110TDCR
 C110TDBR
 C110TDNI
 C110TDOL

Cabina cm 110x80 (porta 80 + parete fissa 30 + parete fissa 80)
 Cristallo satinato con decoro trasparente
Enclosure 110x80cm (door 80 + fixed panel 30 + fixed panel 80)
 Satin glass with transparent decor
 Cabina cm 110x80 (puerta 80 + fijo 30 + fijo 80)
 Cristal satinado decoro trasparente

C110SDCR
 C110SDBR
 C110SDNI
 C110SDOL

Cabina cm 120x80 (porta 80 + parete fissa 40 + parete fissa 80)
 Cristallo trasparente
Enclosure 120x80cm (door 80 + fixed panel 40 + fixed panel 80)
 Clear glass
 Cabina cm 120x80 (porta 80 + fijo 40 + fijo 80)
 Cristal transparente

C120TCR
 C120TBR
 C120TNI
 C120TOL

Cabina cm 120x80 (porta 80 + parete fissa 40 + parete fissa 80)
 Cristallo satinato
Enclosure 120x80cm (door 80 + fixed panel 40 + fixed panel 80)
 Satin glass
 Cabina cm 120x80 (puerta 80 + fijo 40 + fijo 80)
 Cristal satinado

C120SCR
 C120SBR
 C120SNI
 C120SOL

Cabina cm 120x80 (porta 80 + parete fissa 40 + parete fissa 80)
 Cristallo trasparente con decoro satinato
Enclosure 120x80cm (door 80 + fixed panel 40 + fixed panel 80)
 Clear glass with satin decor
 Cabina cm 120x80 (puerta 80 + fijo 40 + fijo 80)
 Cristal transparente decoro satinado

C120TDCR
 C120TDBR
 C120TDNI
 C120TDOL

Cabina cm 120x80 (porta 80 + parete fissa 40 + parete fissa 80)
 Cristallo satinato con decoro trasparente
Enclosure 120x80cm (door 80 + fixed panel 40 + fixed panel 80)
 Satin glass with transparent decor
 Cabina cm 120x80 (puerta 80 + fijo 40 + fijo 80)
 Cristal satinado decoro trasparente

C120SDCR
 C120SDBR
 C120SDNI
 C120SDOL



L min 107 - max 110,5
 P min 77 - max 80,5
 H 190

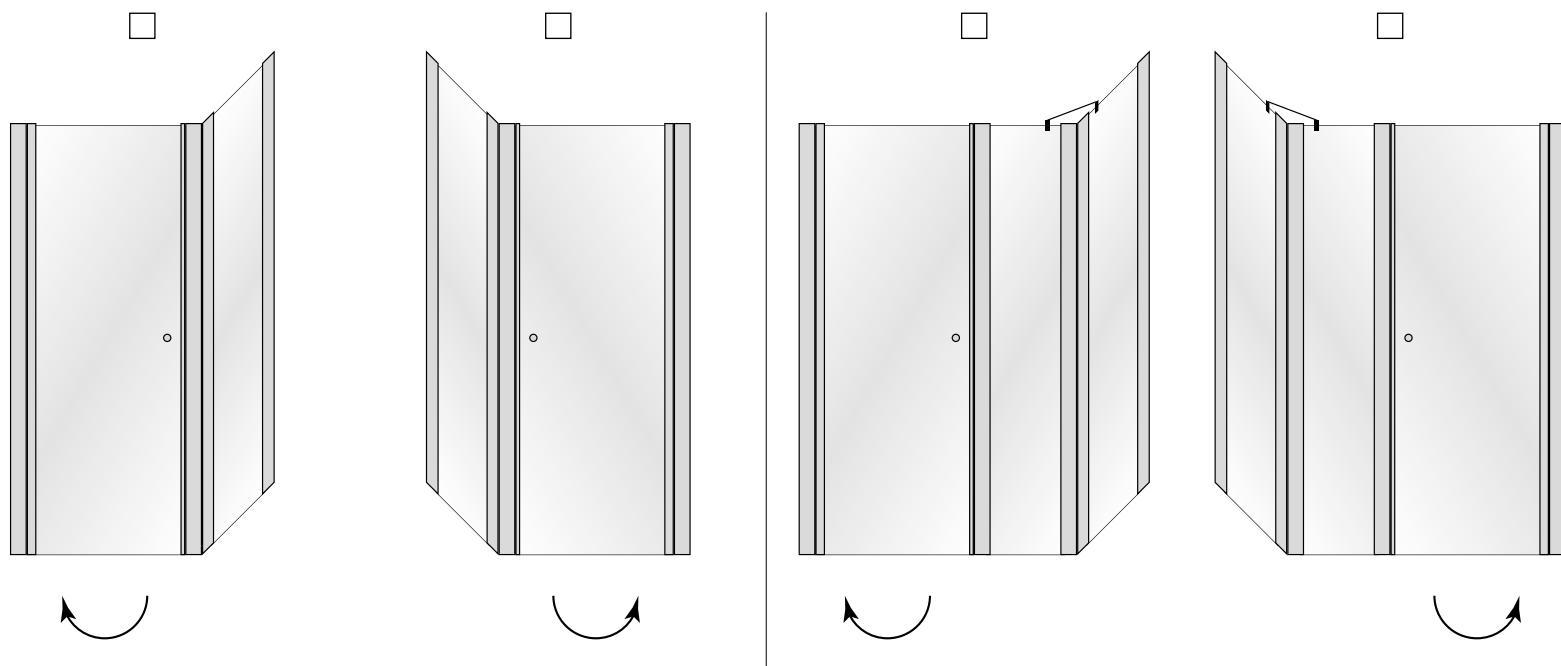


L min 115,5 - max 120,5
 P min 77 - max 80,5
 H 190

Rif.


Cod.

Data Date

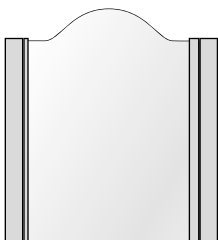


Taglio cristallo porta
Glass door cut
Corte cristal

LINEA H 190

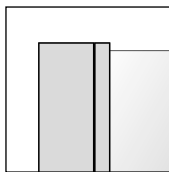


ARCO H 200




Decorazioni
Decors
Decoraciones

NO DEC



Profilo base
Plain profile


DEC 1



DEC 2



DEC 3



Pomoli e maniglie - Handles and knobs
Perillas y manijas

Cod. SBMAN01 standard

POMOLO + POMOLO



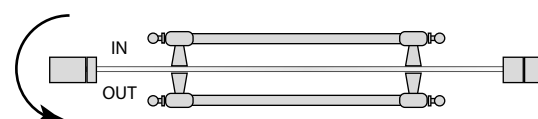
Cod. SBMAN02 optional

POMOLO + MANIGLIA



Cod. SBMAN03 optional

MANIGLIA + MANIGLIA

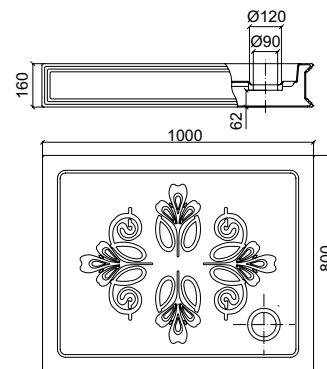


Note



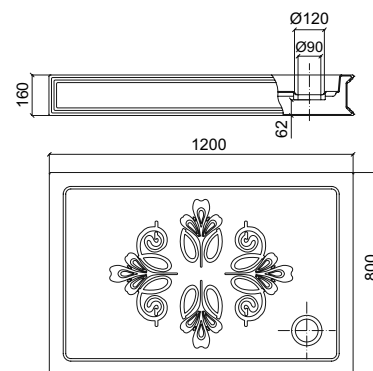
Piatto doccia in resina con decoro floreale cm 80x100 h 16
Acrylic shower tray with floral decoration 80x100 h16cm
 Plato de ducha en fibra de vidrio con decoracion floral cm 80x100 h 16

SBPD8010



Piatto doccia in resina con decoro floreale cm 80x120 h 16
Acrylic shower tray with floral decoration 80x120 h16cm
 Plato de ducha en fibra de vidrio con decoracion floral cm 80x120 h 16

SBPD8012



Piletta sifonata di scarico Ø 90 mm con griglia decorata in ottone pesante
Ø 90mm shower waste with burnished brass decorated grill
 Desague con siphon Ø90mm con parrilla decorada en latón

SBPIL01CR
 SBPIL01ON
 SBPIL01BR
 SBPIL01NI
 SBPIL01OL
 SBPIL01NN

FINITURE • FINISHES • ACABADOS

CR Cromo • <i>Chrome</i> • Cromo	NIO Nichel opaco • <i>Matt Nickel</i> • Níquel mate = NI + 5%
ON Ottone naturale • <i>Natural brass</i> • Latón natural	NIS Nichel spazzolato lucido • <i>Shiny brushed Nickel</i> • níquel cepillado brillante = NI + 10%
BR Bronzo • <i>Bronze</i> • Bronce	OR Oro • <i>Gold</i> • Dorado = OL + 15%
NI Nichel • <i>Nickel</i> • Níquel	ORR Oro rosa • <i>Rose Gold</i> • Dorado rosa = OL + 20%
OL Oro light • <i>English gold</i> • Oro claro	OO Ottone opaco • <i>Matt Brass</i> • Latón mate = OL + 5%
NN Nichel Nero • <i>Black nickel</i> • Níquel negro	RAO Rame opaco • <i>Satin Copper</i> • Cobre mate = OL + 30%
BT Brunito • <i>Burnished</i> • Bruñido = BR	BTS Brunito Scuro Spazzolato opaco • <i>Matt dark brushed burnished</i> • Bruñido escuro cepillado mate = BT + 5%


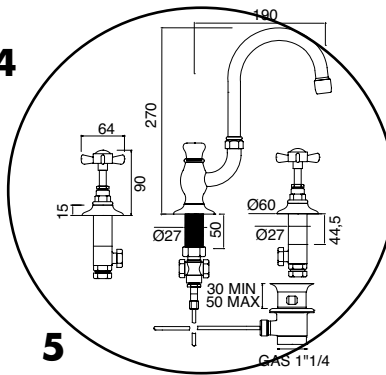
ISTRUZIONI PER L'UTILIZZO DEL LISTINO

HOW TO USE THIS PRICE LIST • INSTRUCCIONES PARA EL USO DE LA LISTA DE PRECIOS

Esempio ordine: batteria lavabo serie ANTICA in finitura bronzo

Example of order: series ANTICA Washbasin set, Burnished finish

Ejemplo de pedido: Batería lavabo serie ANTICA, acabado Bruñido

 <p>1</p>	<p>Batteria lavabo 3 fori bocca alta con scarico 3 hole basin mixer with high spout and PUW Grupo lavabo 3 cuerpos con desagüe y boca de erogación alta</p> <p>2</p>	<p>Cod.</p> <p>AN142saCR AN142saON 3 AN142saBR AN142saNI AN142saOL AN142saNN</p> <p>4</p>	 <p>5</p>
--	---	---	--

1) Immagine del prodotto

Image of product • Imagen del producto

2) Descrizione prodotto

Product description • Descripción producto

3) Finitura del prodotto (BR)

Product finish (BR) • Acabado del producto (BR)

4) Prezzo del prodotto

Product price • Precio del producto

5) Caratteristiche tecniche

Technical features • Características técnicas

NOTE GENERALI • GENERAL INFORMATION • INFORMACIONES GENERALES

Le nostre pregiate rubinetterie sono realizzate in Italia interamente a mano da esperti artigiani del settore. A differenza di molti altri rubinetti disponibili ad oggi sul mercato, i nostri sono realizzati in ottone pesante, fusi in stampi che rispettano i sistemi artigianali di un tempo, protetti con uno spesso strato di finitura che spazia dal cromo fino al bronzo. Siamo fieri di poter proporre sul mercato prodotti unici dalle forme e dal design esclusivo Sbordoni. L'artigianalità dei nostri prodotti ci consente estrema flessibilità per soddisfare anche richieste speciali di prodotti su misura. Finiture speciali disponibili su richiesta. (Vedi tabella finiture). I nostri rubinetti vengono forniti con vitoni meccanici. Tutte le serie sono disponibili, su richiesta, anche nella versione con vitone a dischi ceramici (serie Livia solo vitoni dischi ceramici). Pressione per un buon funzionamento 1,5 bar; pressione minima per funzionamento 0,5 bar.

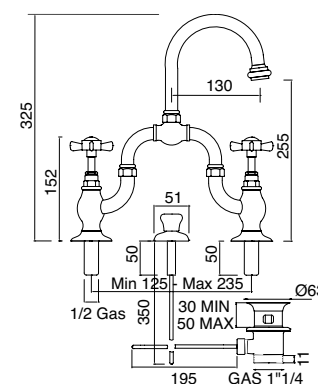
Our beautiful brassware pieces are wholly manufactured in Italy by very skilled craftsmen. Unlike many other products in the market, our pieces are made in solid brass, cast in the time-honoured way and protected by a deep, sparkling coat available in different finishes from chrome to bronze. We are proud to offer these unique products made to our exclusive Sbordoni design. The close control of our brassware manufacture provide us with great flexibility and we can also satisfy requests for made to measure products. Special finishes are available on demand (see finishes chart). Our taps and mixers are available with quarter turn ceramic disc valves and traditional mechanical valves are available to order. (The Livia range are only available with ceramic discs.) The minimum pressure for optimum operation is 1.5 bar; minimum pressure is 0.5 bar.

Nuestra grifería es realizada en Italia enteramente a mano por expertos artesanos. A diferencia de muchos otros productos que se pueden encontrar en el mercado, nuestros son hechos con latón pesado, fundidos en moldes que respetan los sistemas productivos artesanales de hace muchos años, y protegidos con una gruesa capa de acabado de tipos variados. Estamos orgullosos de poder proponer productos únicos y por su design exclusivo Sbordoni y por forma. La artesanía de nuestros grifos nos permite flexibilidad para satisfacer también demandas de productos personalizados. Acabados especiales disponibles a pedido. (La carta de acabados puede ser consultada en la parte interna de la cubierta). Nuestros grifos llevan montura mecánicas. Todas las líneas son disponibles con montura cerámica (la gama Livia puede llevar únicamente montura cerámica). Presión mínima por un buen funcionamiento 1,5 bar; presión mínima por funcionamiento 0,5 bar.



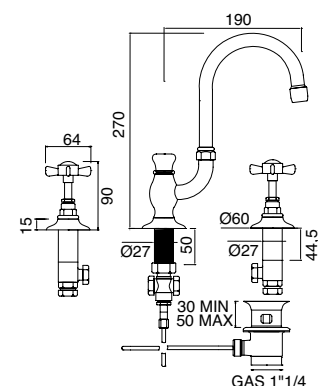
Gruppo a ponte per lavabo 2-3 fori con scarico, interasse regolabile e bocca snodata
2-3 hole bridge basin mixer with independent PUW, adjustable distance between centres, swivel spout
 Grupo lavabo puente 2-3 cuerpos con desagüe, distancia entre ejes ajustable y caño giratorio

AN137bCR
 AN137bON
 AN137bBR
 AN137bNI
 AN137bOL
 AN137bNN



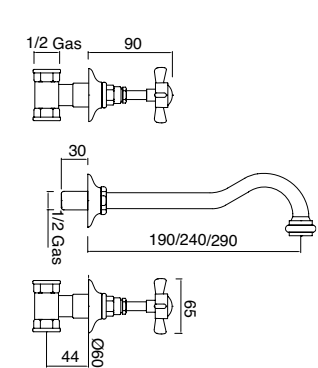
Batteria lavabo 3 fori bocca alta con scarico
3 hole basin mixer with high spout and PUW
 Grupo lavabo 3 cuerpos con desagüe y boca de erogación alta

AN142saCR
 AN142saON
 AN142saBR
 AN142saNI
 AN142saOL
 AN142saNN



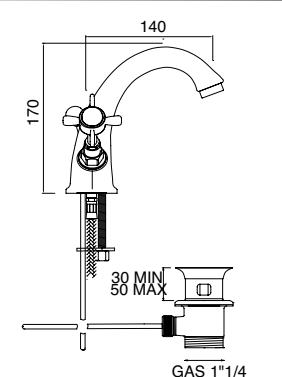
Batteria lavello/lavabo da parete
Wall mounted 3 hole basin/sink mixer with independent PUW
 Grupo lavabo 3 cuerpos para empotrar con desagüe

AN142pCR
 AN142pON
 AN142pBR
 AN142pNI
 AN142pOL
 AN142pNN



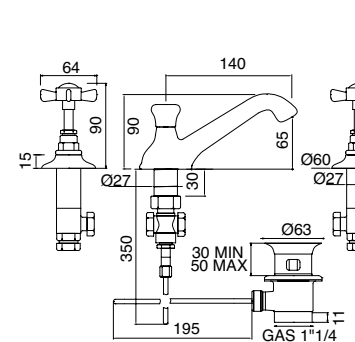
Monoforo lavabo con scarico
Monobloc basin mixer with PUW
 Grifo mezclador lavabo 1 cuerpo con desagüe

AN75CR
 AN75ON
 AN75BR
 AN75NI
 AN75OL
 AN75NN



Batteria lavabo 3 fori con scarico
3 hole basin mixer with PUW
 Grupo lavabo 3 cuerpos con desagüe

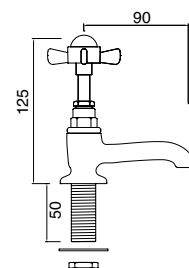
AN142maCR
 AN142maON
 AN142maBR
 AN142maNI
 AN142maOL
 AN142maNN





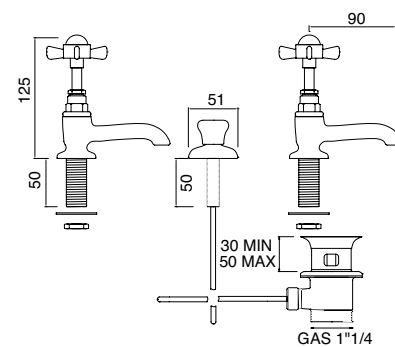
Rubinetto singolo lavabo
Basin pillar tap
Grifo singolo para lavabo

AN117CR
AN117ON
AN117BR
AN117NI
AN117OL
AN117NN



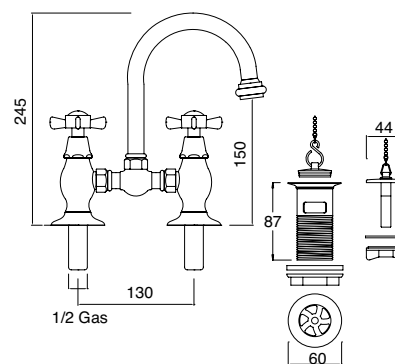
Coppia rubinetti singoli lavabo con scarico
Pair basin pillar taps with independent PUW
Pares de grifos singulos para lavabo
con desagüe independiente

AN117DCR
AN117DON
AN117DBR
AN117DNI
AN117DOL
AN117DNN



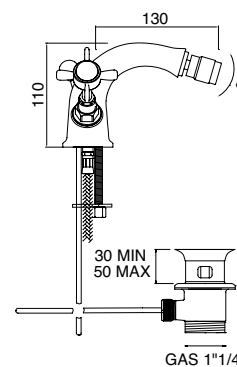
Gruppo a ponte mini con tappo e catenella
per lavabo art. 7050
2-3 hole bridge basin mixer for art. 7050 basin
Grupo lavabo puente 2-3 cuerpos para lavabo
art. 7050 con desagüe, tapa y cadena

AN138CR
AN138ON
AN138BR
AN138NI
AN138OL
AN138NN



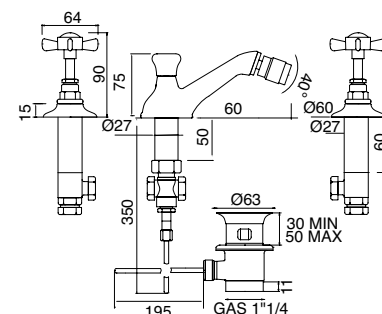
Monoforo bidet con scarico
Monobloc bidet mixer with PUW
Grifo mezclador bidé 1 cuerpo con desagüe

AN76CR
AN76ON
AN76BR
AN76NI
AN76OL
AN76NN



Batteria bidet 3 fori con scarico
3 hole bidet mixer with PUW
Grupo bidé 3 cuerpos con desagüe

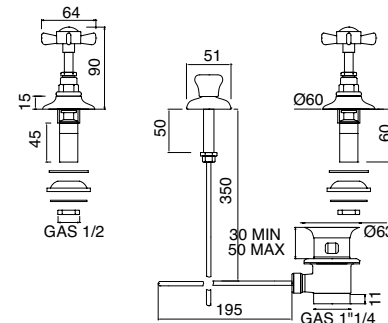
AN146CR
AN146ON
AN146BR
AN146NI
AN146OL
AN146NN





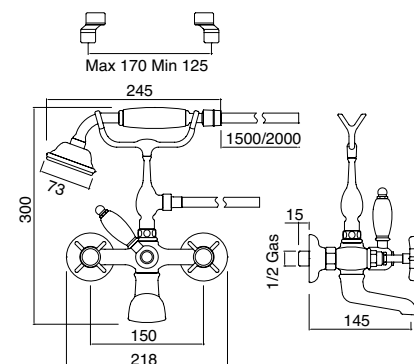
Batteria bidet 3 fori con scarico,
erogazione interna
*3 hole bidet mixer with PUW
(continental bidet only)*
Combinación bidé 3 cuerpos con
desagüe, erogación interior

AN151CR
AN151ON
AN151BR
AN151NI
AN151OL
AN151NN



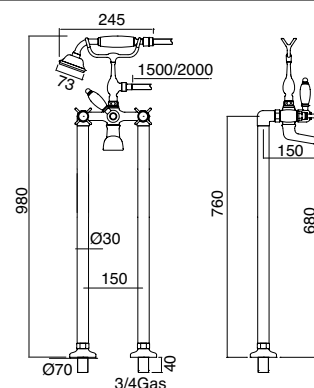
Gruppo vasca esterno con doccetta e flessibile
*Wall mounted bath shower mixer complete
with hose and handset*
Grupo bañera montaje a pared completo
de flexible y ducha

AN116CR
AN116ON
AN116BR
AN116NI
AN116OL
AN116NN




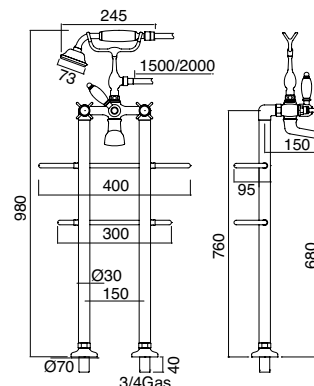
Gruppo vasca da pavimento
con doccetta e flessibile
*Free standing bath shower mixer
complete with hose and handset*
Grupo bañera con columnas de suelo
completo de flexible y ducha

AN116cCR
AN116cON
AN116cBR
AN116cNI
AN116cOL
AN116cNN



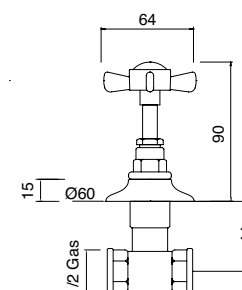
Gruppo vasca da pavimento
con portasciugamani, doccetta e flessibile
*Free standing bath shower mixer complete
with hose, handset and two towel rails*
Grupo bañera con columnas de suelo
completo de flexible, ducha y toalleros

AN116pCR
AN116pON
AN116pBR
AN116pNI
AN116pOL
AN116pNN



Rubinetto da incasso da 1/2"
1/2" stopcock wall mounted tap
1/2" llave de paso para empotrar

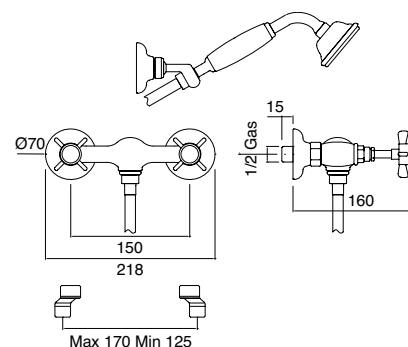
AN140CR
AN140ON
AN140BR
AN140NI
AN140OL
AN140NN





Gruppo doccia esterno con doccetta, flessibile e gancio
Wall mounted shower mixer complete with hose and handset
 Grupo ducha exterior con flexible y ducha

AN154dxCR
 AN154dxON
 AN154dxBR
 AN154dxNI
 AN154dxOL
 AN154dxNN



Gruppo doccia esterno con asta saliscendi, braccio e soffione Ø150mm
Wall mounted shower mixer complete with sliding rail and shower head Ø150mm
 Grupo ducha exterior con columna ducha y rociador Ø150mm

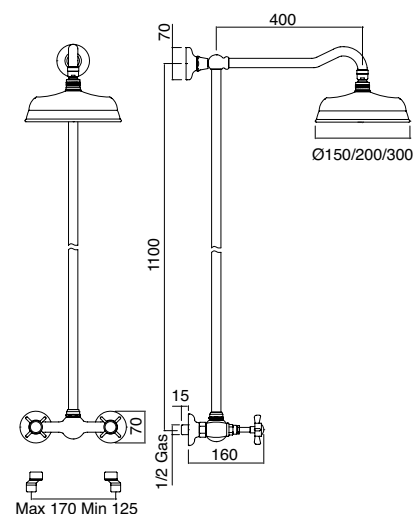
Gruppo doccia esterno con asta saliscendi, braccio e soffione Ø200mm
Wall mounted shower mixer complete with sliding rail and shower head Ø200mm
 Grupo ducha exterior con columna ducha y rociador Ø200mm

Gruppo doccia esterno con asta saliscendi, braccio e soffione Ø300mm
Wall mounted shower mixer complete with sliding rail and shower head Ø300mm
 Grupo ducha exterior con columna ducha y rociador Ø300mm

Ø150
 AN154s150CR
 AN154s150ON
 AN154s150BR
 AN154s150NI
 AN154s150OL
 AN154s150NN

Ø200
 AN154s200CR
 AN154s200ON
 AN154s200BR
 AN154s200NI
 AN154s200OL
 AN154s200NN

Ø300
 AN154s300CR
 AN154s300ON
 AN154s300BR
 AN154s300NI
 AN154s300OL
 AN154s300NN



Gruppo doccia esterno duplex con asta saliscendi, flessibile, doccetta, braccio e soffione Ø150mm
Wall mounted shower mixer complete with sliding rail, hose, handset and shower head Ø150mm
 Grupo ducha exterior con columna ducha, flexible, ducha y rociador Ø150mm

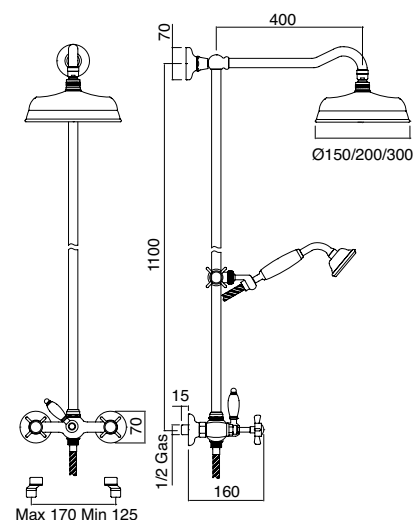
Gruppo doccia esterno duplex con asta saliscendi, flessibile, doccetta, braccio e soffione Ø200mm
Wall mounted shower mixer complete with sliding rail, hose, handset and shower head Ø200mm
 Grupo ducha exterior con columna ducha, flexible, ducha y rociador Ø200mm

Gruppo doccia esterno duplex con asta saliscendi, flessibile, doccetta, braccio e soffione Ø300mm
Wall mounted shower mixer complete with sliding rail, hose, handset and shower head Ø300mm
 Grupo ducha exterior con columna ducha, flexible, ducha y rociador Ø300mm

Ø150
 AN154s150dxCR
 AN154s150dxON
 AN154s150dxBR
 AN154s150dxNI
 AN154s150dxOL
 AN154s150dxNN

Ø200
 AN154s200dxCR
 AN154s200dxON
 AN154s200dxBR
 AN154s200dxNI
 AN154s200dxOL
 AN154s200dxNN

Ø300
 AN154s300dxCR
 AN154s300dxON
 AN154s300dxBR
 AN154s300dxNI
 AN154s300dxOL
 AN154s300dxNN





Gruppo doccia esterno duplex con asta saliscendi, flessibile, doccetta, braccio e soffione Ø150mm
Wall mounted bridge shower mixer complete with sliding rail, hose, handset and shower head Ø150mm

Grupo ducha exterior con columna ducha, flexible, ducha y rociador Ø150mm

Gruppo doccia esterno duplex con asta saliscendi, flessibile, doccetta, braccio e soffione Ø200mm
Wall mounted bridge shower mixer complete with sliding rail, hose, handset and shower head Ø200mm

Grupo ducha exterior con columna ducha, flexible, ducha y rociador Ø200mm

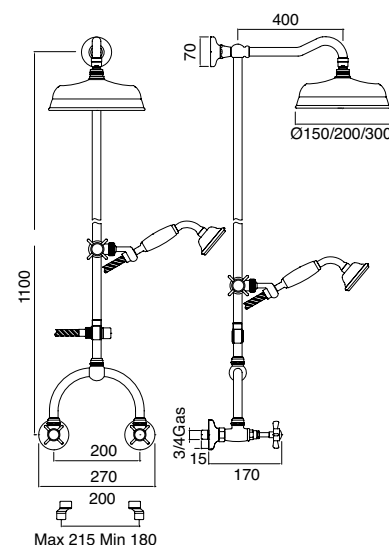
Gruppo doccia esterno duplex con asta saliscendi, flessibile, doccetta, braccio e soffione Ø300mm
Wall mounted bridge shower mixer complete with sliding rail, hose, handset and shower head Ø300mm

Grupo ducha exterior con columna ducha, flexible, ducha y rociador Ø300mm

Ø150
 AN136-150dxCR
 AN136-150dxON
 AN136-150dxBR
 AN136-150dxNI
 AN136-150dxOL
 AN136-150dxNN

Ø200
 AN136-200dxCR
 AN136-200dxON
 AN136-200dxBR
 AN136-200dxNI
 AN136-200dxOL
 AN136-200dxNN

Ø300
 AN136-300dxCR
 AN136-300dxON
 AN136-300dxBR
 AN136-300dxNI
 AN136-300dxOL
 AN136-300dxNN



Gruppo doccia esterno duplex con asta saliscendi, flessibile, doccetta, braccio e soffione Ø150mm
Wall mounted shower mixer complete with sliding rail, hose, handset and shower head Ø150mm with bathtub spout

Grupo ducha exterior con columna ducha, flexible, ducha y rociador Ø150mm y boca bañera

Gruppo doccia esterno duplex con asta saliscendi, flessibile, doccetta, braccio e soffione Ø200mm
Wall mounted shower mixer complete with sliding rail, hose, handset and shower head Ø200mm with bathtub spout

Grupo ducha exterior con columna ducha, flexible, ducha y rociador Ø200mm y boca bañera

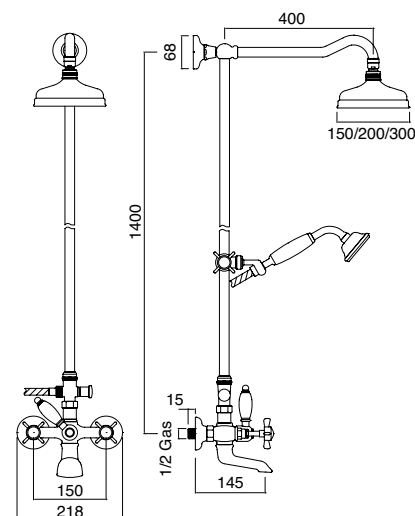
Gruppo doccia esterno duplex con asta saliscendi, flessibile, doccetta, braccio e soffione Ø300mm
Wall mounted shower mixer complete with sliding rail, hose, handset and shower head Ø300mm with bathtub spout

Grupo ducha exterior con columna ducha, flexible, ducha y rociador Ø300mm y boca bañera

Ø150
 AN116s150dxCR
 AN116s150dxON
 AN116s150dxBR
 AN116s150dxNI
 AN116s150dxOL
 AN116s150dxNN

Ø200
 AN116s200dxCR
 AN116s200dxON
 AN116s200dxBR
 AN116s200dxNI
 AN116s200dxOL
 AN116s200dxNN

Ø300
 AN116s300dxCR
 AN116s300dxON
 AN116s300dxBR
 AN116s300dxNI
 AN116s300dxOL
 AN116s300dxNN



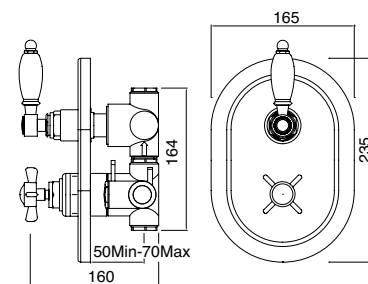
Sovrapprezzo per ugelli in silicone per soffioni
Price adjustment for silicon nozzles for shower heads
 Sobreprecio por boquillas de silicona para rociadores

Ø150/200/300



Termostatico doccia da incasso con leva di comando a 2 vie
Recessed shower thermostatic mixer with 2 ways diverter
 Mezclador termostático ducha para empotrar con desviador 2 vias

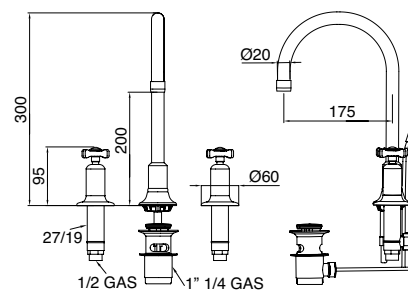
AN4071CR
 AN4071ON
 AN4071BR
 AN4071NI
 AN4071OL
 AN4071NN





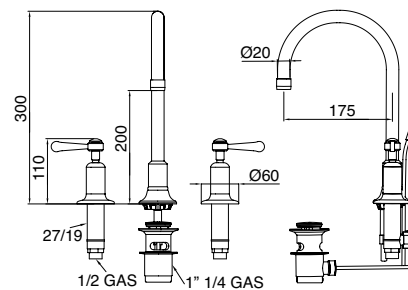
Batteria lavabo 3 fori bocca alta con scarico
3 hole basin mixer with high spout and PUW
 Grupo lavabo 3 cuerpos con desagüe y boca de erogación alta.

PI143CR
 PI143ON
 PI143BR
 PI143NI
 PI143OL
 PI143NN



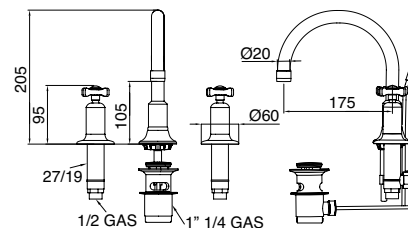
Batteria lavabo 3 fori bocca alta con scarico
3 hole basin mixer with high spout and PUW
 Grupo lavabo 3 cuerpos con desagüe y boca de erogación alta.

PI143LCR
 PI143LON
 PI143LBR
 PI143LNI
 PI143LOL
 PI143LNN



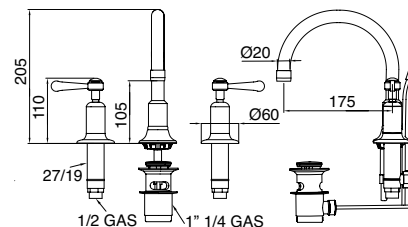
Batteria lavabo 3 fori con scarico
3 hole basin mixer with PUW
 Grupo lavabo 3 cuerpos con desagüe

PI144CR
 PI144ON
 PI144BR
 PI144NI
 PI144OL
 PI144NN



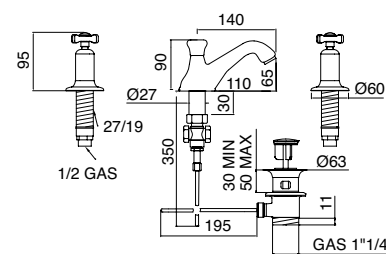
Batteria lavabo 3 fori con scarico
3 hole basin mixer with PUW
 Grupo lavabo 3 cuerpos con desagüe

PI144LCR
 PI144LON
 PI144LBR
 PI144LNI
 PI144LOL
 PI144LNN



Batteria lavabo 3 fori con scarico
3 hole basin mixer with PUW
 Grupo lavabo 3 cuerpos con desagüe

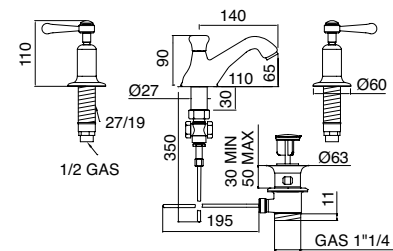
PI142maCR
 PI142maON
 PI142maBR
 PI142maNI
 PI142maOL
 PI142maNN



Batteria lavabo 3 fori con scarico
 3 hole basin mixer with PUW
 Grupo lavabo 3 cuerpos con desagüe



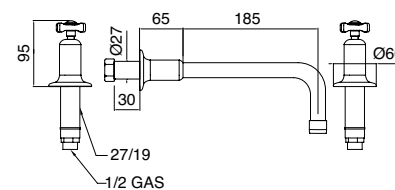
PI142maLCR
 PI142maLON
 PI142maLBR
 PI142maLNI
 PI142maLOL
 PI142maLNN



Batteria lavello/lavabo da parete
 Wall mounted 3 hole basin/sink mixer
 with independent PUW
 Grupo lavabo 3 cuerpos para empotrar
 con desagüe



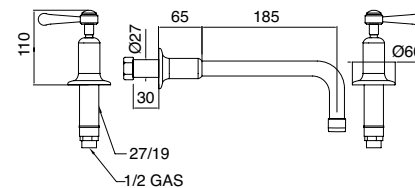
PI142pCR
 PI142pON
 PI142pBR
 PI142pNI
 PI142pOL
 PI142pNN



Batteria lavello/lavabo da parete
 Wall mounted 3 hole basin/sink mixer
 with independent PUW
 Grupo lavabo 3 cuerpos para empotrar
 con desagüe



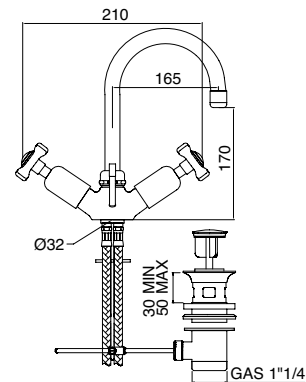
PI142pLCR
 PI142pLON
 PI142pLBR
 PI142pLNI
 PI142pLOL
 PI142pLNN



Monoforo lavabo con scarico
 Monobloc basin mixer with PUW
 Grifo mezclador lavabo 1 cuerpo con desagüe



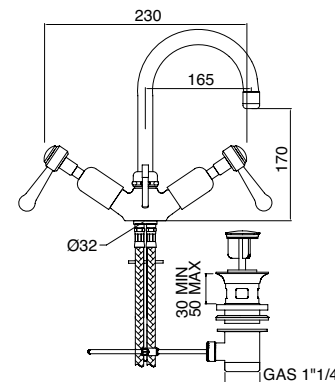
PI85CR
 PI85ON
 PI85BR
 PI85NI
 PI85OL
 PI85NN



Monoforo lavabo con scarico
 Monobloc basin mixer with PUW
 Grifo mezclador lavabo 1 cuerpo con desagüe



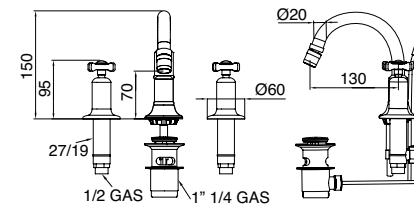
PI85LCR
 PI85LON
 PI85LBR
 PI85LNI
 PI85LOL
 PI85LNN



Batteria bidet 3 fori con scarico
3 hole bidet mixer with PUW
 Grupo bidé 3 cuerpos con desagüe



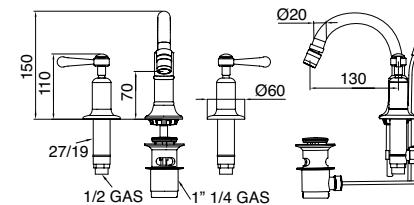
PI148CR
 PI148ON
 PI148BR
 PI148NI
 PI148OL
 PI148NN



Batteria bidet 3 fori con scarico
3 hole bidet mixer with PUW
 Grupo bidé 3 cuerpos con desagüe



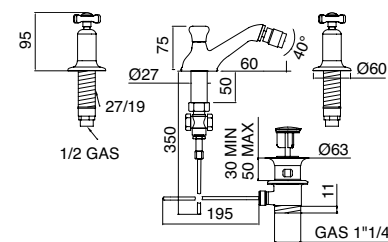
PI148LCR
 PI148LON
 PI148LBR
 PI148LNI
 PI148LOL
 PI148LNN



Batteria bidet 3 fori con scarico
3 hole bidet mixer with PUW
 Grupo bidé 3 cuerpos con desagüe



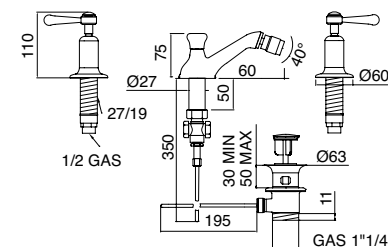
PI146CR
 PI146ON
 PI146BR
 PI146NI
 PI146OL
 PI146NN



Batteria bidet 3 fori con scarico
3 hole bidet mixer with PUW
 Grupo bidé 3 cuerpos con desagüe



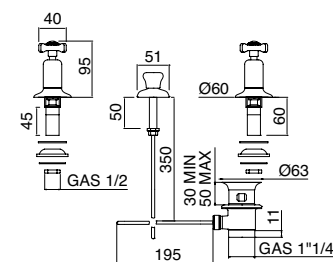
PI146LCR
 PI146LON
 PI146LBR
 PI146LNI
 PI146LOL
 PI146LNN



Batteria bidet 3 fori con scarico,
 erogazione interna
3 hole bidet mixer with PUW
 (continental bidet only)
 Combinación bidé 3 cuerpos con
 desagüe, erogación interior



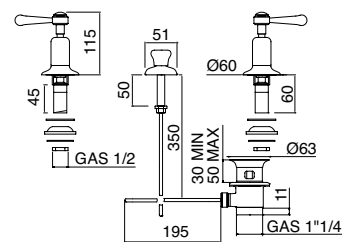
PI151CR
 PI151ON
 PI151BR
 PI151NI
 PI151OL
 PI151NN





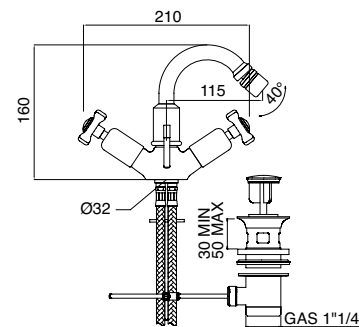
Batteria bidet 3 fori con scarico,
erogazione interna
3 hole bidet mixer with PUW
(continental bidet only)
Combinación bidé 3 cuerpos con
desagüe, erogación interior

PI151LCR
PI151LON
PI151LBR
PI151LNI
PI151LOL
PI151LNN



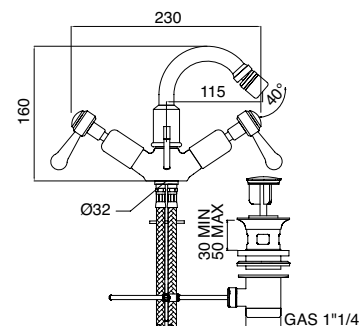
Monoforo bidet con scarico
Monobloc bidet mixer with PUW
Grifo mezclador bidé 1 cuerpo con desagüe

PI85bCR
PI85bON
PI85bBR
PI85bNI
PI85bOL
PI85bNN



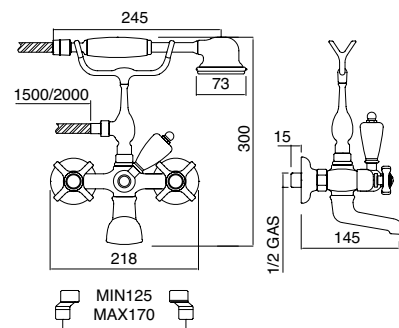
Monoforo bidet con scarico
Monobloc bidet mixer with PUW
Grifo mezclador bidé 1 cuerpo con desagüe

PI85bLCR
PI85bLON
PI85bLBR
PI85bLNI
PI85bLOL
PI85bLNN



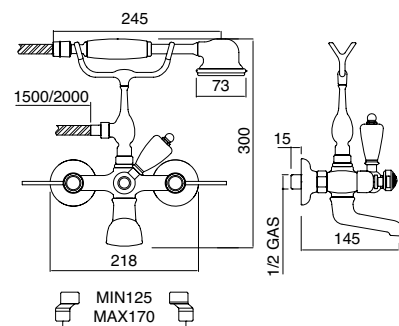
Gruppo vasca esterno con doccetta e flessibile
Wall mounted bath shower mixer complete with hose and handset
Grupo bañera montaje a pared completo de flexible y ducha

PI116CR
PI116ON
PI116BR
PI116NI
PI116OL
PI116NN



Gruppo vasca esterno con doccetta e flessibile
Wall mounted bath shower mixer complete with hose and handset
Grupo bañera montaje a pared completo de flexible y ducha

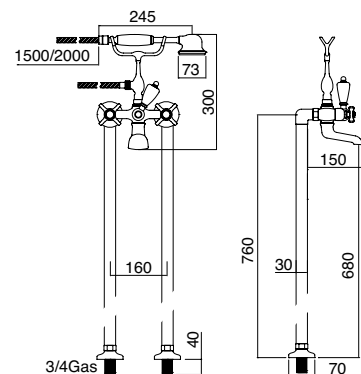
PI116LCR
PI116LON
PI116LBR
PI116LNI
PI116LOL
PI116LNN





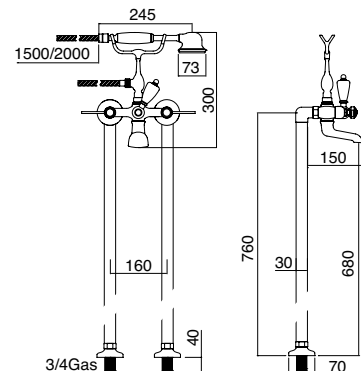
Gruppo vasca da pavimento
con doccetta e flessibile
*Free standing bath shower mixer
complete with hose and handset*
Grupo bañera con columnas de suelo
completo de flexible y ducha

PI116cCR
PI116cON
PI116cBR
PI116cNI
PI116cOL
PI116cNN



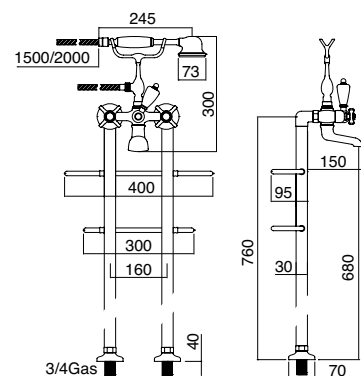
Gruppo vasca da pavimento
con doccetta e flessibile
*Free standing bath shower mixer
complete with hose and handset*
Grupo bañera con columnas de suelo
completo de flexible y ducha

PI116cLCR
PI116cLON
PI116cLBR
PI116cLNI
PI116cLOL
PI116cLNN



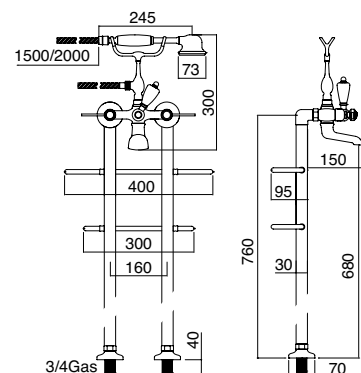
Gruppo vasca da pavimento
con portasciugamani, doccetta e flessibile
*Free standing bath shower mixer complete
with hose, handset and two towel rails*
Grupo bañera con columnas de suelo
completo de flexible, ducha y toalleros

PI116pCR
PI116pON
PI116pBR
PI116pNI
PI116pOL
PI116pNN



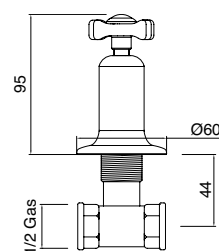
Gruppo vasca da pavimento
con portasciugamani, doccetta e flessibile
*Free standing bath shower mixer complete
with hose, handset and two towel rails*
Grupo bañera con columnas de suelo
completo de flexible, ducha y toalleros

PI116pLCR
PI116pLON
PI116pLBR
PI116pLNI
PI116pLOL
PI116pLNN



Rubinetto da incasso da 1/2"
1/2" stopcock wall mounted tap
1/2" llave de paso para empotrar

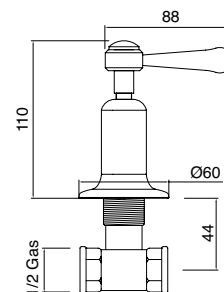
PI140CR
PI140ON
PI140BR
PI140NI
PI140OL
PI140NN



Rubinetto da incasso da 1/2"
 1/2" stopcock wall mounted tap
 1/2" llave de paso para empotrar



PI140LCR
 PI140LON
 PI140LBR
 PI140LNI
 PI140LOL
 PI140LNN



Gruppo doccia esterno duplex con asta saliscendi, flessibile, doccetta, braccio e soffione Ø150mm
 Wall mounted shower mixer complete with sliding rail, hose, handset and shower head Ø150mm
 Grupo ducha exterior con columna ducha, flexible, ducha y rociador Ø150mm

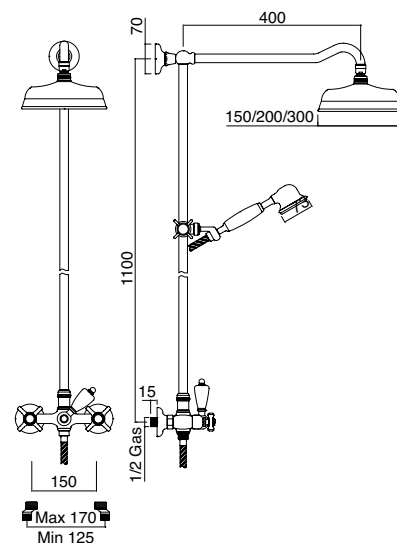
Gruppo doccia esterno duplex con asta saliscendi, flessibile, doccetta, braccio e soffione Ø200mm
 Wall mounted shower mixer complete with sliding rail, hose, handset and shower head Ø200mm
 Grupo ducha exterior con columna ducha, flexible, ducha y rociador Ø200mm

Gruppo doccia esterno duplex con asta saliscendi, flessibile, doccetta, braccio e soffione Ø300mm
 Wall mounted shower mixer complete with sliding rail, hose, handset and shower head Ø300mm
 Grupo ducha exterior con columna ducha, flexible, ducha y rociador Ø300mm

Ø150
 PI154s150dxCR
 PI154s150dxON
 PI154s150dxBR
 PI154s150dxNI
 PI154s150dxOL
 PI154s150dxNN

Ø200
 PI154s200dxCR
 PI154s200dxON
 PI154s200dxBR
 PI154s200dxNI
 PI154s200dxOL
 PI154s200dxNN

Ø300
 PI154s300dxCR
 PI154s300dxON
 PI154s300dxBR
 PI154s300dxNI
 PI154s300dxOL
 PI154s300dxNN



Gruppo doccia esterno duplex con asta saliscendi, flessibile, doccetta, braccio e soffione Ø150mm
 Wall mounted shower mixer complete with sliding rail, hose, handset and shower head Ø150mm
 Grupo ducha exterior con columna ducha, flexible, ducha y rociador Ø150mm

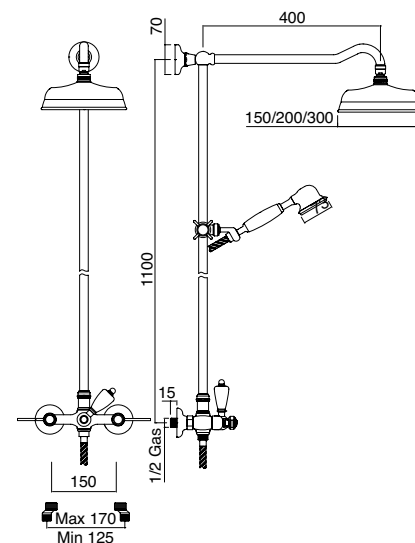
Gruppo doccia esterno duplex con asta saliscendi, flessibile, doccetta, braccio e soffione Ø200mm
 Wall mounted shower mixer complete with sliding rail, hose, handset and shower head Ø200mm
 Grupo ducha exterior con columna ducha, flexible, ducha y rociador Ø200mm

Gruppo doccia esterno duplex con asta saliscendi, flessibile, doccetta, braccio e soffione Ø300mm
 Wall mounted shower mixer complete with sliding rail, hose, handset and shower head Ø300mm
 Grupo ducha exterior con columna ducha, flexible, ducha y rociador Ø300mm

Ø150
 PI154s150dxLCR
 PI154s150dxLON
 PI154s150dxLBR
 PI154s150dxLNI
 PI154s150dxLOL
 PI154s150dxLNN

Ø200
 PI154s200dxLCR
 PI154s200dxLON
 PI154s200dxLBR
 PI154s200dxLNI
 PI154s200dxLOL
 PI154s200dxLNN

Ø300
 PI154s300dxLCR
 PI154s300dxLON
 PI154s300dxLBR
 PI154s300dxLNI
 PI154s300dxLOL
 PI154s300dxLNN





Gruppo vasca-doccia esterno duplex con asta saliscendi, flessibile, doccetta, braccio e soffione Ø150mm
Wall mounted bath-shower mixer complete with sliding rail, hose, handset and shower head Ø150mm with bathtub spout
 Grupo ducha y bañera exterior con columna ducha, flexible, ducha, rociador Ø150mm y boca de erogación

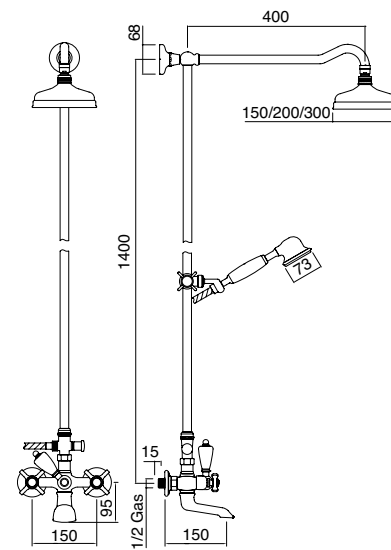
Gruppo vasca-doccia esterno duplex con asta saliscendi, flessibile, doccetta, braccio e soffione Ø200mm
Wall mounted bath-shower mixer complete with sliding rail, hose, handset and shower head Ø200mm with bathtub spout
 Grupo ducha y bañera exterior con columna ducha, flexible, ducha, rociador Ø200mm y boca de erogación

Gruppo vasca-doccia esterno duplex con asta saliscendi, flessibile, doccetta, braccio e soffione Ø300mm
Wall mounted bath-shower mixer complete with sliding rail, hose, handset and shower head Ø300mm with bathtub spout
 Grupo ducha y bañera exterior con columna ducha, flexible, ducha, rociador Ø300mm y boca de erogación

Ø150
 PI116s150dxCR
 PI116s150dxON
 PI116s150dxBR
 PI116s150dxNI
 PI116s150dxOL
 PI116s150dxNN

Ø200
 PI116s200dxCR
 PI116s200dxON
 PI116s200dxBR
 PI116s200dxNI
 PI116s200dxOL
 PI116s200dxNN

Ø300
 PI116s300dxCR
 PI116s300dxON
 PI116s300dxBR
 PI116s300dxNI
 PI116s300dxOL
 PI116s300dxNN



Gruppo vasca-doccia esterno duplex con asta saliscendi, flessibile, doccetta, braccio e soffione Ø150mm
Wall mounted bath-shower mixer complete with sliding rail, hose, handset and shower head Ø150mm with bathtub spout
 Grupo ducha y bañera exterior con columna ducha, flexible, ducha, rociador Ø150mm y boca de erogación

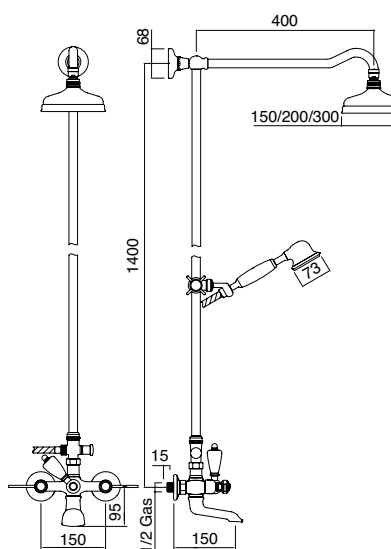
Gruppo vasca-doccia esterno duplex con asta saliscendi, flessibile, doccetta, braccio e soffione Ø200mm
Wall mounted bath-shower mixer complete with sliding rail, hose, handset and shower head Ø200mm with bathtub spout
 Grupo ducha y bañera exterior con columna ducha, flexible, ducha, rociador Ø200mm y boca de erogación

Gruppo vasca-doccia esterno duplex con asta saliscendi, flessibile, doccetta, braccio e soffione Ø300mm
Wall mounted bath-shower mixer complete with sliding rail, hose, handset and shower head Ø300mm with bathtub spout
 Grupo ducha y bañera exterior con columna ducha, flexible, ducha, rociador Ø300mm y boca de erogación

Ø150
 PI116s150dxLCR
 PI116s150dxLON
 PI116s150dxLBR
 PI116s150dxLNI
 PI116s150dxLOL
 PI116s150dxLNN

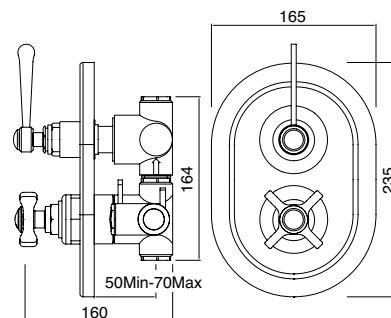
Ø200
 PI116s200dxLCR
 PI116s200dxLON
 PI116s200dxLBR
 PI116s200dxLNI
 PI116s200dxLOL
 PI116s200dxLNN

Ø300
 PI116s300dxLCR
 PI116s300dxON
 PI116s300dxLBR
 PI116s300dxLNI
 PI116s300dxLOL
 PI116s300dxLNN



Termostatico doccia da incasso con leva di comando a 2 vie
Recessed shower thermostatic mixer with 2 ways diverter
 Mezclador termostático ducha para empotrar con desviador 2 vias

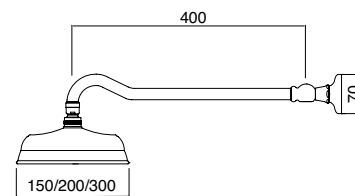
PI4071CR
 PI4071ON
 PI4071BR
 PI4071NI
 PI4071OL
 PI4071NN





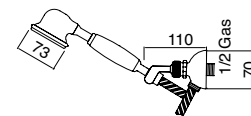
Termostatico doccia da incasso duplex con flessibile, doccetta e gancio, braccio e soffione Ø150mm
Recessed shower thermostatic diverter mixer with hose, handset, shower arm and shower head Ø150mm
 Mezclador termostático ducha para empotrar con flexible, ducha y rociador Ø150mm

Ø150
 PI4170dx150CR
 PI4170dx150ON
 PI4170dx150BR
 PI4170dx150NI
 PI4170dx150OL
 PI4170dx150NN



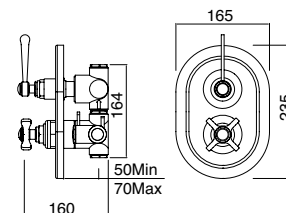
Termostatico doccia da incasso duplex con flessibile, doccetta e gancio, braccio e soffione Ø200mm
Recessed shower thermostatic diverter mixer with hose, handset, shower arm and shower head Ø200mm
 Mezclador termostático ducha para empotrar con flexible, ducha y rociador Ø200mm

Ø200
 PI4170dx200CR
 PI4170dx200ON
 PI4170dx200BR
 PI4170dx200NI
 PI4170dx200OL
 PI4170dx200NN



Termostatico doccia da incasso duplex con flessibile, doccetta e gancio, braccio e soffione Ø300mm
Recessed shower thermostatic diverter mixer with hose, handset, shower arm and shower head Ø300mm
 Mezclador termostático ducha para empotrar con flexible, ducha y rociador Ø300mm

Ø300
 PI4170dx300CR
 PI4170dx300ON
 PI4170dx300BR
 PI4170dx300NI
 PI4170dx300OL
 PI4170dx300NN



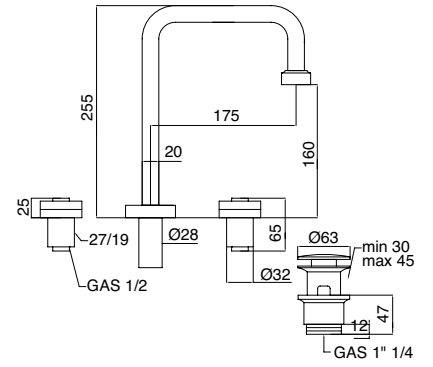
Sovrapprezzo per ugelli in silicone per soffioni
Price adjustment for silicon nozzles for shower heads
 Sobreprecio por boquillas de silicona para rociadores

Ø150/200/300



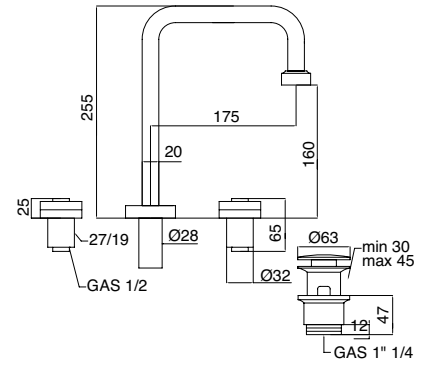
Batteria lavabo 3 fori bocca alta con scarico
3 hole basin mixer with high spout and waste
 Grupo lavabo 3 cuerpos con desagüe y boca de erogación alta.

DT143CR
 DT143ON
 DT143BR
 DT143NI
 DT143OL
 DT143NN



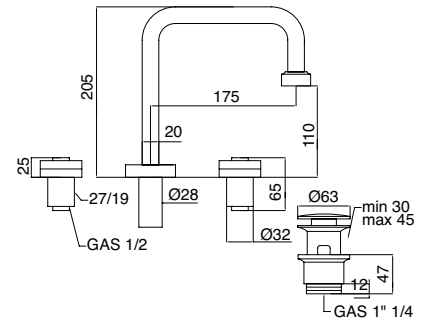
Batteria lavabo 3 fori bocca alta con scarico
3 hole basin mixer with high spout and waste
 Grupo lavabo 3 cuerpos con desagüe y boca de erogación alta.

DT143RBCR
 DT143RBON
 DT143RBBR
 DT143RBNI
 DT143RBOL
 DT143RBNN



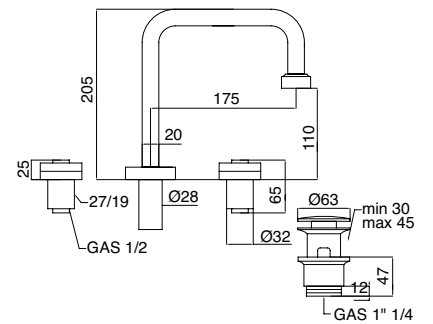
Batteria lavabo 3 fori con scarico
3 hole basin mixer with waste
 Grupo lavabo 3 cuerpos con desagüe

DT144CR
 DT144ON
 DT144BR
 DT144NI
 DT144OL
 DT144NN



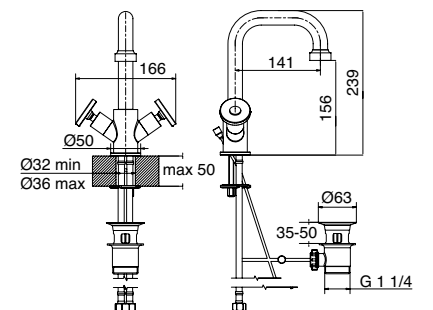
Batteria lavabo 3 fori con scarico
3 hole basin mixer with waste
 Grupo lavabo 3 cuerpos con desagüe

DT144RBCR
 DT144RBON
 DT144RBBR
 DT144RBNI
 DT144RBOL
 DT144RBNN



Monoforo lavabo con scarico
Monobloc basin mixer with waste
 Grifo mezclador lavabo 1 cuerpo con desagüe

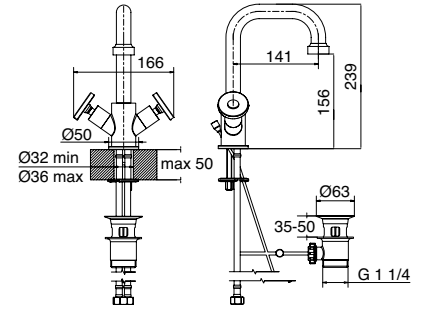
DT75CR
 DT75ON
 DT75BR
 DT75NI
 DT75OL
 DT75NN





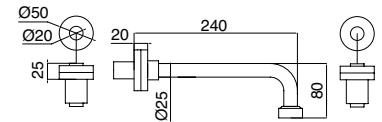
Monoforo lavabo con scarico
Monobloc basin mixer with waste
 Grifo mezclador lavabo 1 cuerpo con desagüe

DT75RBCR
 DT75RBON
 DT75RBBR
 DT75RBNI
 DT75RBOL
 DT75RBNN



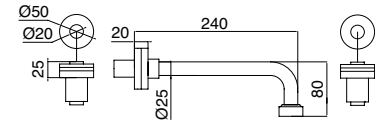
Batteria lavello/lavabo da parete
Wall mounted 3 hole basin/sink mixer with independent waste
 Grupo lavabo 3 cuerpos para empotrar con desagüe

DT142pCR
 DT142pON
 DT142pBR
 DT142pNI
 DT142pOL
 DT142pNN



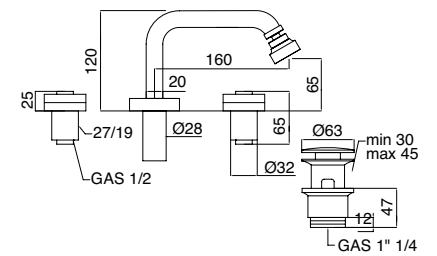
Batteria lavello/lavabo da parete
Wall mounted 3 hole basin/sink mixer with independent waste
 Grupo lavabo 3 cuerpos para empotrar con desagüe

DT142pRBCR
 DT142pRBON
 DT142pRBBR
 DT142pRBNI
 DT142pRBOL
 DT142pRBNN



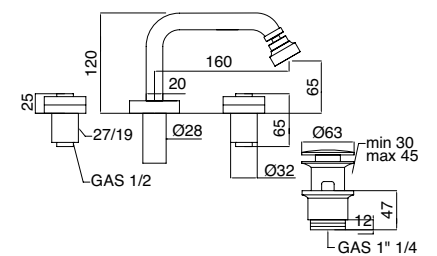
Batteria bidet 3 fori con scarico
3 hole bidet mixer with waste
 Grupo bidé 3 cuerpos con desagüe

DT148CR
 DT148ON
 DT148BR
 DT148NI
 DT148OL
 DT148NN



Batteria bidet 3 fori con scarico
3 hole bidet mixer with waste
 Grupo bidé 3 cuerpos con desagüe

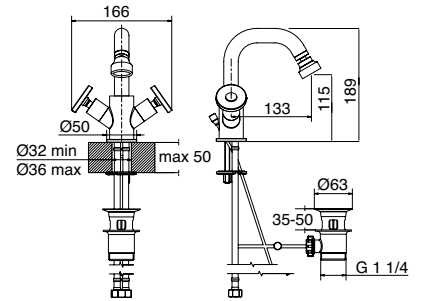
DT148RBCR
 DT148RBON
 DT148RBBR
 DT148RBNI
 DT148RBOL
 DT148RBNN



Monoforo bidet con scarico
 Monobloc bidet mixer with waste
 Grifo mezclador bidé 1 cuerpo con desagüe



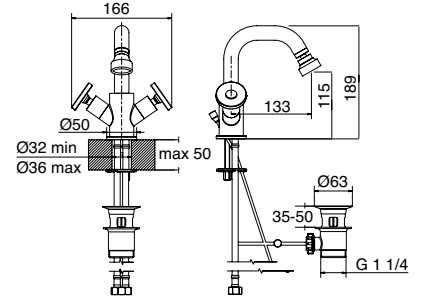
DT76CR
 DT76ON
 DT76BR
 DT76NI
 DT76OL
 DT76NN



Monoforo bidet con scarico
 Monobloc bidet mixer with waste
 Grifo mezclador bidé 1 cuerpo con desagüe



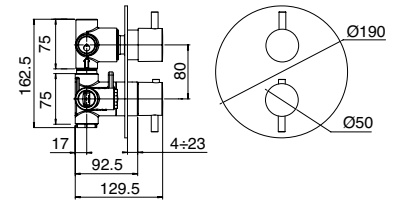
DT76RBCR
 DT76RBON
 DT76RBBR
 DT76RBNI
 DT76RBOL
 DT76RBNN



Termostatico doccia da incasso
 con leva di comando a 2 vie
 Recessed shower thermostatic
 mixer with 2 ways diverter
 Mezclador termostático ducha para
 empotrar con desviador 2 vías



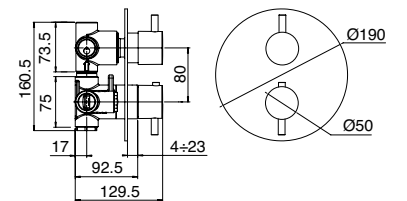
DT4270CR
 DT4270ON
 DT4270BR
 DT4270NI
 DT4270OL
 DT4270NN



Termostatico doccia da incasso
 con leva di comando a 3 vie
 Recessed shower thermostatic
 mixer with 3 ways diverter
 Mezclador termostático ducha para
 empotrar con desviador 3 vías



DT4370CR
 DT4370ON
 DT4370BR
 DT4370NI
 DT4370OL
 DT4370NN

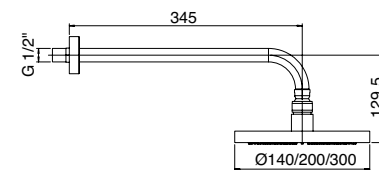




Termostatico doccia da incasso 2 vie con flessibile, doccetta e gancio, braccio e soffione slim Ø140mm
Recessed shower thermostatic diverter mixer with 2 ways diverter, hose, handset, shower arm and slim shower head Ø140mm

Mezclador termostático ducha para empotrar con desviador 2 vias, flexible, ducha y rociador slim Ø140mm

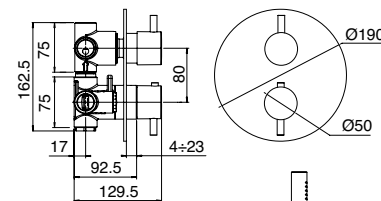
Ø140
DT4270DX140CR
DT4270DX140ON
DT4270DX140BR
DT4270DX140NI
DT4270DX140OL
DT4270DX140NN



Termostatico doccia da incasso 2 vie con flessibile, doccetta e gancio, braccio e soffione slim Ø200mm
Recessed shower thermostatic diverter mixer with 2 ways diverter, hose, handset, shower arm and slim shower head Ø200mm

Mezclador termostático ducha para empotrar con desviador 2 vias, flexible, ducha y rociador slim Ø200mm

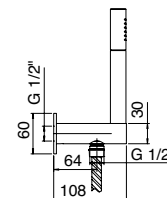
Ø200
DT4270DX200CR
DT4270DX200ON
DT4270DX200BR
DT4270DX200NI
DT4270DX200OL
DT4270DX200NN



Termostatico doccia da incasso 2 vie con flessibile, doccetta e gancio, braccio e soffione slim Ø300mm
Recessed shower thermostatic diverter mixer with 2 ways diverter, hose, handset, shower arm and slim shower head Ø300mm

Mezclador termostático ducha para empotrar con desviador 2 vias, flexible, ducha y rociador slim Ø300mm

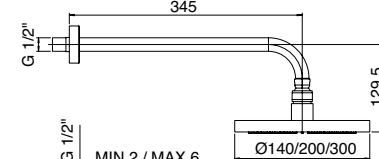
Ø300
DT4270DX300CR
DT4270DX300ON
DT4270DX300BR
DT4270DX300NI
DT4270DX300OL
DT4270DX300NN



Termostatico doccia da incasso 3 vie con flessibile, doccetta e gancio, braccio e soffione slim Ø140mm
Recessed shower thermostatic diverter mixer with 3 ways diverter, hose, handset, shower arm and slim shower head Ø140mm

Mezclador termostático ducha para empotrar con desviador 3 vias, flexible, ducha y rociador slim Ø140mm

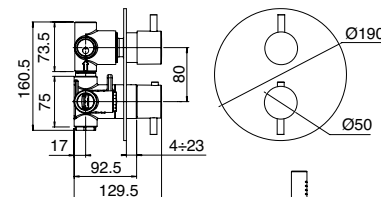
Ø140
DT4370DX140CR
DT4370DX140ON
DT4270DX140BR
DT4270DX140NI
DT4370DX140OL
DT4370DX140NN



Termostatico doccia da incasso 3 vie con flessibile, doccetta e gancio, braccio e soffione slim Ø200mm
Recessed shower thermostatic diverter mixer with 3 ways diverter, hose, handset, shower arm and slim shower head Ø200mm

Mezclador termostático ducha para empotrar con desviador 3 vias, flexible, ducha y rociador slim Ø200mm

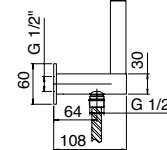
Ø200
DT4370DX200CR
DT4370DX200ON
DT4370DX200BR
DT4370DX200NI
DT4370DX200OL
DT4370DX200NN



Termostatico doccia da incasso 3 vie con flessibile, doccetta e gancio, braccio e soffione slim Ø300mm
Recessed shower thermostatic diverter mixer with 3 ways diverter, hose, handset, shower arm and slim shower head Ø300mm

Mezclador termostático ducha para empotrar con desviador 3 vias, flexible, ducha y rociador slim Ø300mm

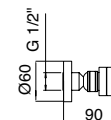
Ø300
DT4370DX300CR
DT4370DX300ON
DT4370DX300BR
DT4370DX300NI
DT4370DX300OL
DT4370DX300NN



Getto da parate per idromassaggio applicabile a DT4370dx in numero da 2 a 6 massimo
Wall mounted jets for body whirlpool combinable with DT4370dx (min.2 max.6)

Chorros de agua mural para hidromasaje aplicable a DT4370dx (minimo 2 - maximo 6 piezas)

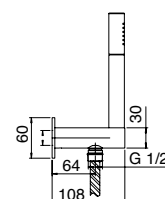
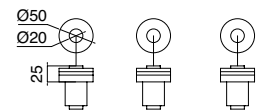
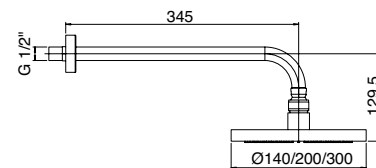
AT300CR
AT300ON
AT300BR
AT300NI
AT300OL
AT300NN





Gruppo doccia da incasso 2 vie con flessibile, doccetta e gancio, braccio e soffione slim Ø140mm
Built in shower set with 2 ways diverter, hose, handset, shower arm and slim shower head Ø140mm
 Mezclador emportado ducha 2 vias, flexible, ducha y rociador slim Ø140mm

Ø140
 DT254S140DXCR
 DT254S140DXON
 DT254S140DXBR
 DT254S140DXNI
 DT254S140DXOL
 DT254S140DXNN



Gruppo doccia da incasso 2 vie con flessibile, doccetta e gancio, braccio e soffione slim Ø200mm
Built in shower set with 2 ways diverter, hose, handset, shower arm and slim shower head Ø200mm
 Mezclador emportado ducha 2 vias, flexible, ducha y rociador slim Ø200mm

Ø200
 DT254S200DXCR
 DT254S200DXON
 DT254S200DXBR
 DT254S200DXNI
 DT254S200DXOL
 DT254S200DXNN

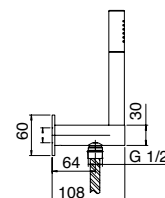
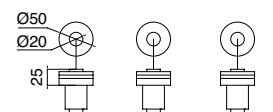
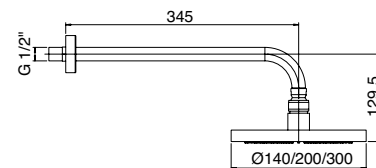
Gruppo doccia da incasso 2 vie con flessibile, doccetta e gancio, braccio e soffione slim Ø300mm
Built in shower set with 2 ways diverter, hose, handset, shower arm and slim shower head Ø300mm
 Mezclador emportado ducha 2 vias, flexible, ducha y rociador slim Ø300mm

Ø300
 DT254S300DXCR
 DT254S300DXON
 DT254S300DXBR
 DT254S300DXNI
 DT254S300DXOL
 DT254S300DXNN



Gruppo vasca/doccia da incasso 3 vie con doccetta stilo, flessibile e gancio duplex, braccio e soffione slim Ø140mm
Built in bath/shower set 3 ways with bath spout, hose, handset, shower arm and slim shower head Ø140mm
 Mezclador emportado bañera/ducha 3 vias con boca bañera, flexible, ducha y rociador slim Ø140mm

Ø140
 DT216S140DXCR
 DT216S140DXON
 DT216S140DXBR
 DT216S140DXNI
 DT216S140DXOL
 DT216S140DXNN

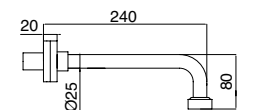


Gruppo vasca/doccia da incasso 3 vie con doccetta stilo, flessibile e gancio duplex, braccio e soffione slim Ø200mm
Built in bath/shower set 3 ways with bath spout, hose, handset, shower arm and slim shower head Ø200mm
 Mezclador emportado bañera/ducha 3 vias con boca bañera, flexible, ducha y rociador slim Ø200mm

Ø200
 DT216S200DXCR
 DT216S200DXON
 DT216S200DXBR
 DT216S200DXNI
 DT216S200DXOL
 DT216S200DXNN

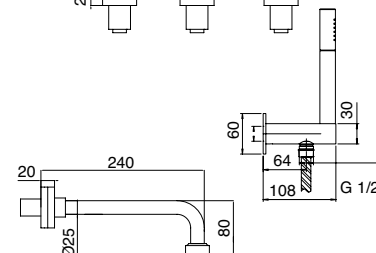
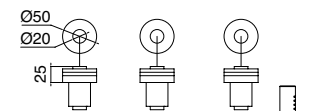
Gruppo vasca/doccia da incasso 3 vie con doccetta stilo, flessibile e gancio duplex, braccio e soffione slim Ø300mm
Built in bath/shower set 3 ways with bath spout, hose, handset, shower arm and slim shower head Ø300mm
 Mezclador emportado bañera/ducha 3 vias con boca bañera, flexible, ducha y rociador slim Ø300mm

Ø300
 DT216S300DXCR
 DT216S300DXON
 DT254S300DXBR
 DT254S300DXNI
 DT254S300DXOL
 DT254S300DXNN



Gruppo vasca da muro a 2 vie con bocca di erogazione, doccetta slim con flex e gancio
Built in bath filler 2 ways with spout, hose, handset, shower arm
 Mezclador emportado bañera 2 vias con boca, flexible, ducha

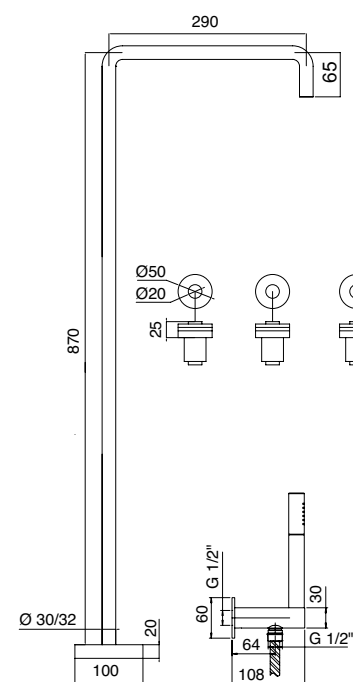
DT216CR
 DT216ON
 DT216BR
 DT216NI
 DT216OL
 DT216NN





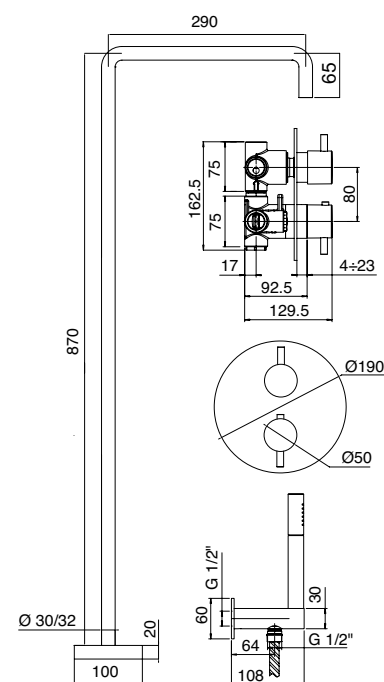
Gruppo vasca da muro a 2 vie con bocca di erogazione da pavimento, doccia slim con flex e gancio
Built in bath filler 2 ways with floor spout, hose, handset, shower arm
 Mezclador empotrado bañera 2 vias con boca suelo, flexible, ducha

DT216pCR
 DT216pON
 DT216pBR
 DT216pNI
 DT216pOL
 DT216pNN



Gruppo vasca termostatico da incasso a 2 vie con bocca di erogazione da pavimento, doccia slim con flex e gancio
Built in thermostatic bath filler 2 ways with floor spout, hose, handset, shower arm
 Mezclador termostático empotrado bañera 2 vias con boca suelo, flexible, ducha

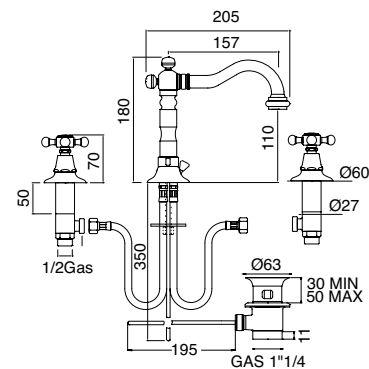
DT4270pCR
 DT4270pON
 DT4270pBR
 DT4270pNI
 DT4270pOL
 DT4270pNN





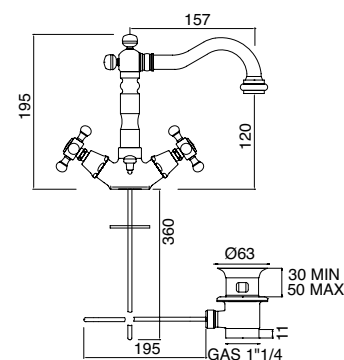
Batteria lavabo 3 fori con scarico
3 hole basin mixer with country spout & PUP
 Grupo lavabo 3 cuerpos con desagüe

LO142cICR
 LO142cION
 LO142cIBR
 LO142cINI
 LO142cIOL
 LO142cINN



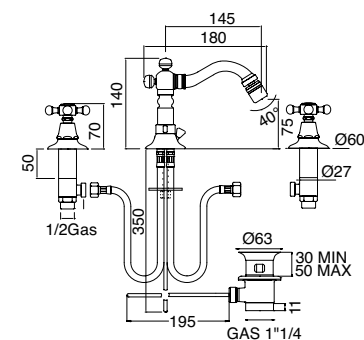
Monoforo lavabo con scarico
Monobloc basin mixer with PUP
 Grifo mezclador lavabo 1 cuerpo con desagüe

LO87CR
 LO87ON
 LO87BR
 LO87NI
 LO87OL
 LO87NN



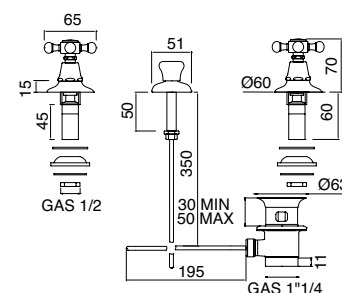
Batteria bidet 3 fori con scarico
3 hole bidet mixer with PUP
 Grupo bidé 3 cuerpos con desagüe

LO146cICR
 LO146cION
 LO146cIBR
 LO146cINI
 LO146cIOL
 LO146cINN



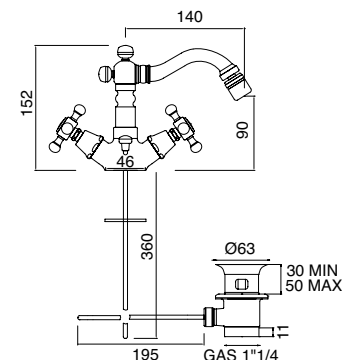
Batteria bidet 3 fori con scarico,
 erogazione interna
3 hole bidet mixer with PUP (continental bidet only)
 Combinación bidé 3 cuerpos con desagüe, erogación interior

LO151CR
 LO151ON
 LO151BR
 LO151NI
 LO151OL
 LO151NN



Monoforo bidet con scarico
Monobloc bidet mixer with PUP
 Grifo mezclador bidé 1 cuerpo con desagüe

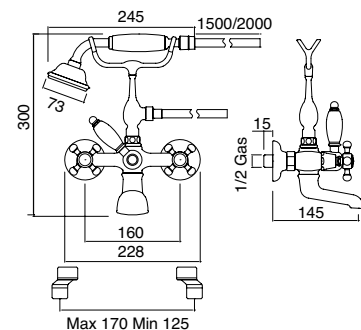
LO88CR
 LO88ON
 LO88BR
 LO88NI
 LO88OL
 LO88NN





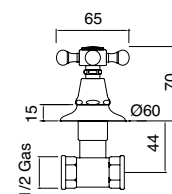
Gruppo vasca esterno con doccetta e flessibile
Wall mounted bath shower mixer complete with hose and handset
 Grupo bañera montaje a pared completo de flexible y ducha

LO116CR
 LO116ON
 LO116BR
 LO116NI
 LO116OL
 LO116NN



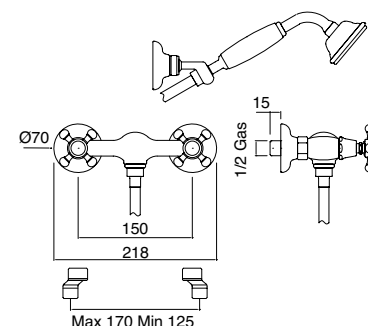
Rubinetto da incasso da 1/2"
1/2" stopcock wall mounted tap
 1/2" llave de paso para empotrar

LO140CR
 LO140ON
 LO140BR
 LO140NI
 LO140OL
 LO140NN



Gruppo doccia esterno con doccetta, flessibile e gancio
Wall mounted shower mixer complete with hose and handset
 Grupo ducha exterior con flexible y ducha

LO154dxCR
 LO154dxON
 LO154dxBR
 LO154dxNI
 LO154dxOL
 LO154dxNN



Gruppo doccia esterno duplex con asta saliscendi, flessibile, doccetta, braccio e soffione Ø150mm
Wall mounted shower mixer complete with sliding rail, hose, handset and shower head Ø150mm
 Grupo ducha exterior con columna ducha, flexible, ducha y rociador Ø150mm

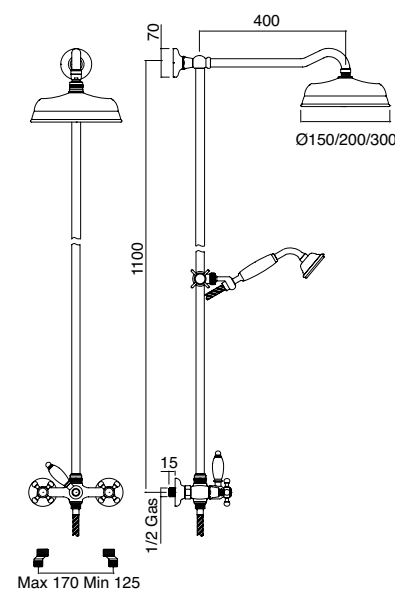
Ø150
 LO154s150dxCR
 LO154s150dxON
 LO154s150dxBR
 LO154s150dxNI
 LO154s150dxOL
 LO154s150dxNN

Gruppo doccia esterno duplex con asta saliscendi, flessibile, doccetta, braccio e soffione Ø200mm
Wall mounted shower mixer complete with sliding rail, hose, handset and shower head Ø200mm
 Grupo ducha exterior con columna ducha, flexible, ducha y rociador Ø200mm

Ø200
 LO154s200dxCR
 LO154s200dxON
 LO154s200dxBR
 LO154s200dxNI
 LO154s200dxOL
 LO154s200dxNN

Gruppo doccia esterno duplex con asta saliscendi, flessibile, doccetta, braccio e soffione Ø300mm
Wall mounted shower mixer complete with sliding rail, hose, handset and shower head Ø300mm
 Grupo ducha exterior con columna ducha, flexible, ducha y rociador Ø300mm

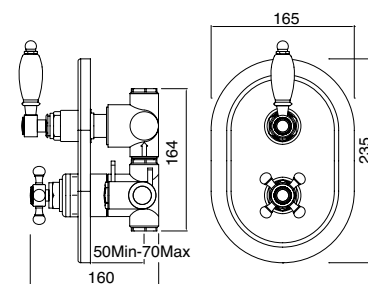
Ø300
 LO154s300dxCR
 LO154s300dxON
 LO154s300dxBR
 LO154s300dxNI
 LO154s300dxOL
 LO154s300dxNN





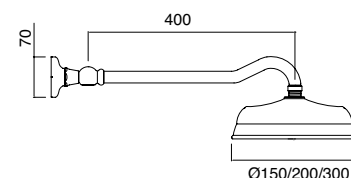
Termostatico doccia da incasso
con leva di comando a 2 vie
*Recessed shower thermostatic
mixer with 2 ways diverter*
Mezclador termostático ducha para
empotrar con desviador 2 vías

LO4071CR
LO4071ON
LO4071BR
LO4071NI
LO4071OL
LO4071NN



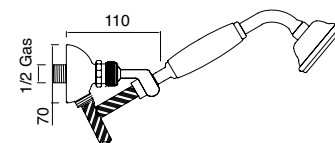
Termostatico doccia da incasso duplex con flessi-
bile, doccetta e gancio, braccio e soffione Ø150mm
*Recessed shower thermostatic diverter mixer with
hose, handset, shower arm and shower head Ø150mm*
Mezclador termostático ducha para empotrar
con flexible, ducha y rociador Ø150mm

Ø150
LO4170dx150CR
LO4170dx150ON
LO4170dx150BR
LO4170dx150NI
LO4170dx150OL
LO4170dx150NN



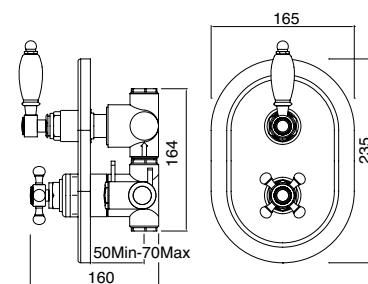
Termostatico doccia da incasso duplex con flessi-
bile, doccetta e gancio, braccio e soffione Ø200mm
*Recessed shower thermostatic diverter mixer with
hose, handset, shower arm and shower head Ø200mm*
Mezclador termostático ducha para empotrar
con flexible, ducha y rociador Ø200mm

Ø200
LO4170dx200CR
LO4170dx200ON
LO4170dx200BR
LO4170dx200NI
LO4170dx200OL
LO4170dx200NN



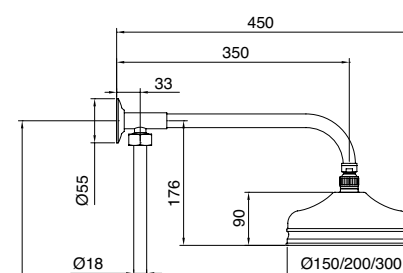
Termostatico doccia da incasso duplex con flessi-
bile, doccetta e gancio, braccio e soffione Ø300mm
*Recessed shower thermostatic diverter mixer with
hose, handset, shower arm and shower head Ø300mm*
Mezclador termostático ducha para empotrar
con flexible, ducha y rociador Ø300mm

Ø300
LO4170dx300CR
LO4170dx300ON
LO4170dx300BR
LO4170dx300NI
LO4170dx300OL
LO4170dx300NN



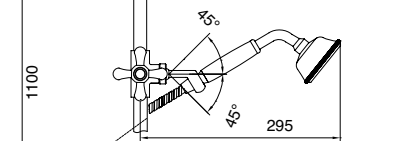
Termostatico doccia esterno duplex con asta
saliscendi, doccetta, braccio e soffione Ø150mm
*External shower thermostatic mixer with diverter,
sliding rail, handset and shower head Ø150mm*
Mezclador termostático ducha exterior con
desviación, columna ducha, flexible, ducha y
rociador Ø150mm

Ø150
LO4171s150CR
LO4171s150ON
LO4171s150BR
LO4171s150NI
LO4171s150OL
LO4171s150NN



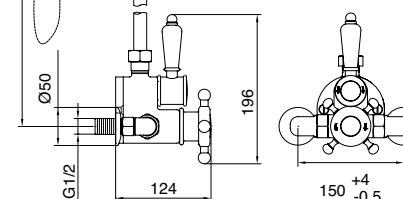
Termostatico doccia esterno duplex con asta
saliscendi, doccetta, braccio e soffione Ø200mm
*External shower thermostatic mixer with diverter,
sliding rail, handset and shower head Ø200mm*
Mezclador termostático ducha exterior con
desviación, columna ducha, flexible, ducha y
rociador Ø200mm

Ø200
LO4171s200CR
LO4171s200ON
LO4171s200BR
LO4171s200NI
LO4171s200OL
LO4171s200NN



Termostatico doccia esterno duplex con asta
saliscendi, doccetta, braccio e soffione Ø300mm
*External shower thermostatic mixer with diverter,
sliding rail, handset and shower head Ø300mm*
Mezclador termostático ducha exterior con
desviación, columna ducha, flexible, ducha y
rociador Ø300mm

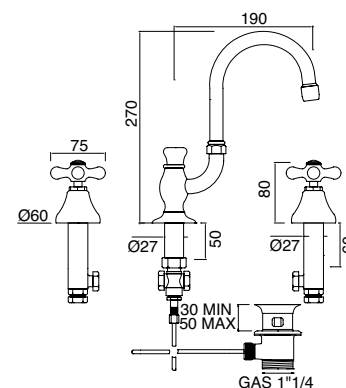
Ø300
LO4171s300CR
LO4171s300ON
LO4171s300BR
LO4171s300NI
LO4171s300OL
LO4171s300NN





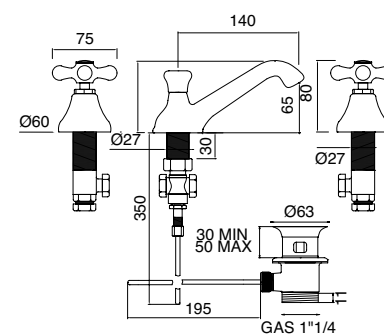
Batteria lavabo 3 fori bocca alta con scarico
3 hole basin mixer with high spout and PUW
 Grupo lavabo 3 cuerpos con desagüe y boca de erogación alta.

ET142saCR
 ET142saON
 ET142saBR
 ET142saNI
 ET142saOL
 ET142saNN



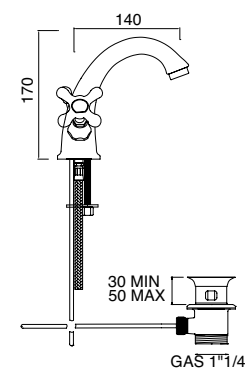
Batteria lavabo 3 fori con scarico
3 hole basin mixer with PUW
 Grupo lavabo 3 cuerpos con desagüe

ET142maCR
 ET142maON
 ET142maBR
 ET142maNI
 ET142maOL
 ET142maNN



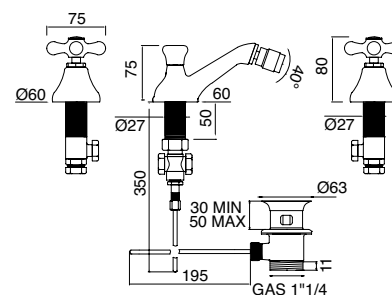
Monoforo lavabo con scarico
Monobloc basin mixer with PUW
 Grifo mezclador lavabo 1 cuerpo con desagüe

ET75CR
 ET75ON
 ET75BR
 ET75NI
 ET75OL
 ET75NN



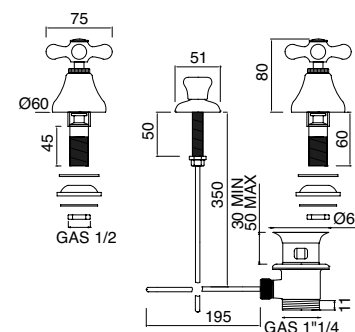
Batteria bidet 3 fori con scarico
3 hole bidet mixer with PUW
 Grupo bidé 3 cuerpos con desagüe

ET146CR
 ET146ON
 ET146BR
 ET146NI
 ET146OL
 ET146NN



Batteria bidet 3 fori con scarico,
 erogazione interna
3 hole bidet mixer with PUW
 (continental bidet only)
 Combinación bidé 3 cuerpos
 con desagüe, erogación interior

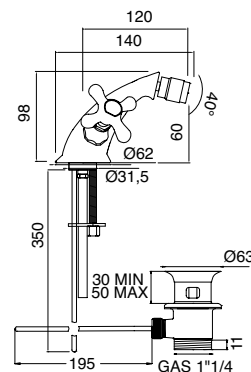
ET151CR
 ET151ON
 ET151BR
 ET151NI
 ET151OL
 ET151NN





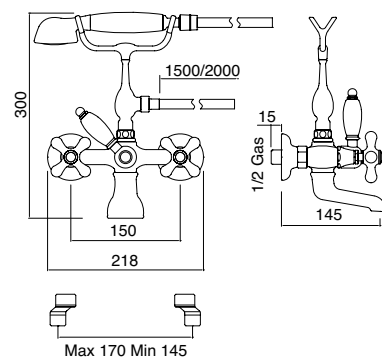
Monoforo bidet con scarico
Monobloc bidet mixer with PUW
Grifo mezclador bidé 1 cuerpo con desagüe

ET76CR
ET76ON
ET76BR
ET76NI
ET76OL
ET76NN



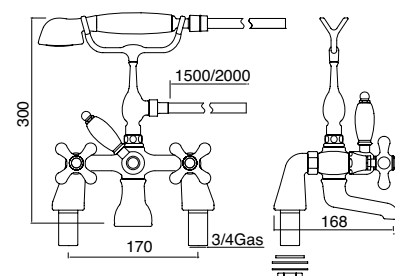
Gruppo vasca esterno con doccetta e flessibile
Wall mounted bath shower mixer complete with hose and handset
Grupo bañera montaje a pared completo de flexible y ducha

ET116CR
ET116ON
ET116BR
ET116NI
ET116OL
ET116NN



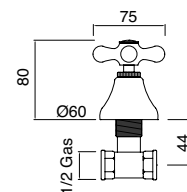
Gruppo vasca per bordovasca con doccetta e flessibile
Deck mounted bath shower mixer complete with hose and handset
Grupo borde bañera completo de flexible y ducha

ET116gCR
ET116gON
ET116gBR
ET116gNI
ET116gOL
ET116gNN



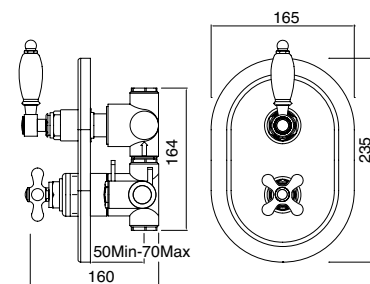
Rubinetto da incasso da 1/2"
1/2" stopcock wall mounted tap
1/2" llave de paso para empotrar

ET140CR
ET140ON
ET140BR
ET140NI
ET140OL
ET140NN



Termostatico doccia da incasso con leva di comando a 2 vie
Recessed shower thermostatic mixer with 2 ways diverter
Mezclador termostático ducha para empotrar con desviador 2 vias

ET4071CR
ET4071ON
ET4071BR
ET4071NI
ET4071OL
ET4071NN





Gruppo doccia esterno duplex con asta saliscendi, flessibile, doccetta, braccio e soffione Ø150mm
Wall mounted shower mixer complete with sliding rail, hose, handset and shower head Ø150mm
 Grupo ducha exterior con columna ducha, flexible, ducha y rociador Ø150mm

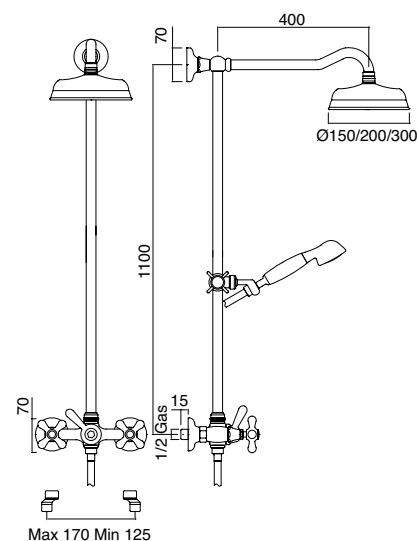
Gruppo doccia esterno duplex con asta saliscendi, flessibile, doccetta, braccio e soffione Ø200mm
Wall mounted shower mixer complete with sliding rail, hose, handset and shower head Ø200mm
 Grupo ducha exterior con columna ducha, flexible, ducha y rociador Ø200mm

Gruppo doccia esterno duplex con asta saliscendi, flessibile, doccetta, braccio e soffione Ø300mm
Wall mounted shower mixer complete with sliding rail, hose, handset and shower head Ø300mm
 Grupo ducha exterior con columna ducha, flexible, ducha y rociador Ø300mm

Ø150
 ET154s150dxCR
 ET154s150dxON
 ET154s150dxBR
 ET154s150dxNI
 ET154s150dxOL
 ET154s150dxNN

Ø200
 ET154s200dxCR
 ET154s200dxON
 ET154s200dxBR
 ET154s200dxNI
 ET154s200dxOL
 ET154s200dxNN

Ø300
 ET154s300dxCR
 ET154s300dxON
 ET154s300dxBR
 ET154s300dxNI
 ET154s300dxOL
 ET154s300dxNN



Gruppo vasca-doccia esterno duplex con asta saliscendi, flessibile, doccetta, braccio e soffione Ø150mm
Wall mounted bath-shower mixer complete with sliding rail, hose, handset and shower head Ø150mm with bathtub spout
 Grupo ducha y bañera exterior con columna ducha, flexible, ducha, rociador Ø150mm y boca de erogación

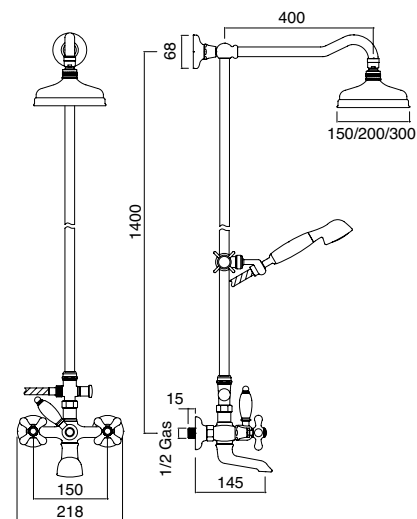
Gruppo vasca-doccia esterno duplex con asta saliscendi, flessibile, doccetta, braccio e soffione Ø200mm
Wall mounted bath-shower mixer complete with sliding rail, hose, handset and shower head Ø200mm with bathtub spout
 Grupo ducha y bañera exterior con columna ducha, flexible, ducha, rociador Ø200mm y boca de erogación

Gruppo vasca-doccia esterno duplex con asta saliscendi, flessibile, doccetta, braccio e soffione Ø300mm
Wall mounted bath-shower mixer complete with sliding rail, hose, handset and shower head Ø300mm with bathtub spout
 Grupo ducha y bañera exterior con columna ducha, flexible, ducha, rociador Ø300mm y boca de erogación

Ø150
 ET116s150dxCR
 ET116s150dxON
 ET116s150dxBR
 ET116s150dxNI
 ET116s150dxOL
 ET116s150dxNN

Ø200
 ET116s200dxCR
 ET116s200dxON
 ET116s200dxBR
 ET116s200dxNI
 ET116s200dxOL
 ET116s200dxNN

Ø300
 ET116s300dxCR
 ET116s300dxON
 ET116s300dxBR
 ET116s300dxNI
 ET116s300dxOL
 ET116s300dxNN



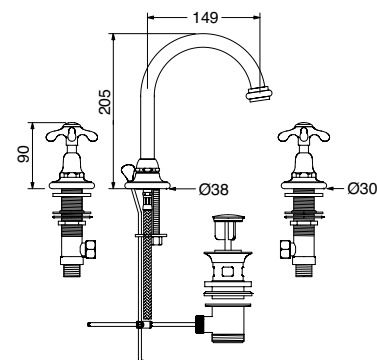
Sovrapprezzo per ugelli in silicone per soffioni
Price adjustment for silicon nozzles for shower heads
 Sobreprecio por boquillas de silicona para rociadores

Ø150/200/300



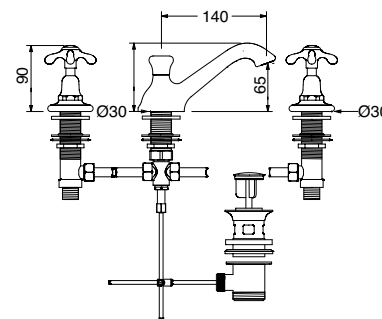
Batteria lavabo 3 fori bocca alta con scarico
3 hole basin mixer with high spout and PUW
 Gruppo lavabo 3 corpi con desaguë y boca de erogación alta.

FI143CR
 FI143ON
 FI143BR
 FI143NI
 FI143OL
 FI143NN



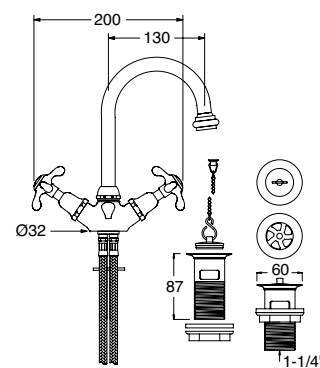
Batteria lavabo 3 fori con scarico
3 hole basin mixer with PUW
 Gruppo lavabo 3 corpi con desaguë

FI142maCR
 FI142maON
 FI142maBR
 FI142maNI
 FI142maOL
 FI142maNN



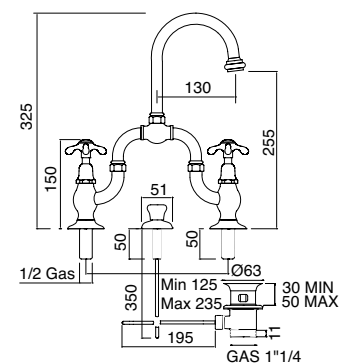
Monoforo lavabo con scarico
Monobloc basin mixer with PUW
 Grifo mezclador lavabo 1 cuerpo con desaguë

FI85CR
 FI85ON
 FI85BR
 FI85NI
 FI85OL
 FI85NN



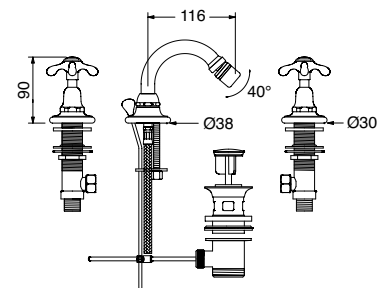
Gruppo a ponte per lavabo 2-3 fori con scarico,
 interasse regolabile e bocca snodata
2-3 hole bridge basin mixer with independent PUW, adjustable distance between centres, swivel spout
 Gruppo lavabo puente 2-3 corpi con desaguë,
 distancia entre ejes ajustable y caño giratorio

FI137bCR
 FI137bON
 FI137bBR
 FI137bNI
 FI137bOL
 FI137bNN



Batteria bidet 3 fori con scarico
3 hole bidet mixer with PUW
 Gruppo bidé 3 corpi con desaguë

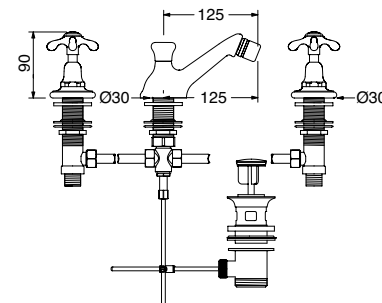
FI148CR
 FI148ON
 FI148BR
 FI148NI
 FI148OL
 FI148NN





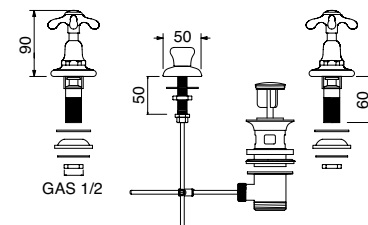
Batteria bidet 3 fori con scarico
3 hole bidet mixer with PUW
 Grupo bidé 3 cuerpos con desagüe

FI146CR
 FI146ON
 FI146BR
 FI146NI
 FI146OL
 FI146NN



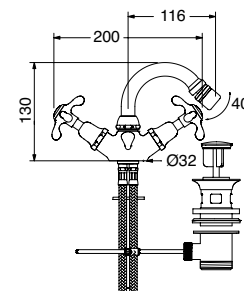
Batteria bidet 3 fori con scarico,
 erogazione interna
3 hole bidet mixer with PUW
 (continental bidet only)
 Combinación bidé 3 cuerpos
 con desagüe, erogación interior

FI151CR
 FI151ON
 FI151BR
 FI151NI
 FI151OL
 FI151NN



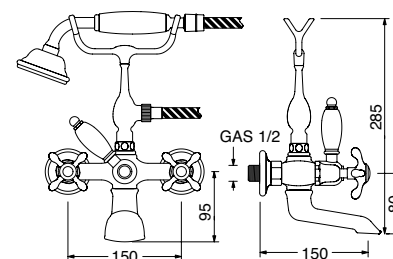
Monoforo bidet con scarico
Monobloc bidet mixer with PUW
 Grifo mezclador bidé 1 cuerpo con desagüe

FI85bCR
 FI85bON
 FI85bBR
 FI85bNI
 FI85bOL
 FI85bNN



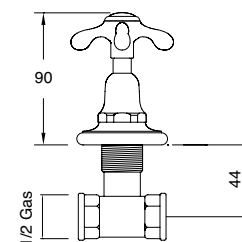
Gruppo vasca esterno con doccetta e flessibile
Wall mounted bath shower mixer complete
 with hose and handset
 Grupo bañera montaje a pared completo
 de flexible y ducha

FI116CR
 FI116ON
 FI116BR
 FI116NI
 FI116OL
 FI116NN



Rubinetto da incasso da 1/2"
1/2" stopcock wall mounted tap
 1/2" llave de paso para empotrar

FI140CR
 FI140ON
 FI140BR
 FI140NI
 FI140OL
 FI140NN





Gruppo doccia esterno duplex con asta saliscendi, flessibile, doccetta, braccio e soffione Ø150mm
Wall mounted shower mixer complete with sliding rail, hose, handset and shower head Ø150mm
 Grupo ducha exterior con columna ducha, flexible, ducha y rociador Ø150mm

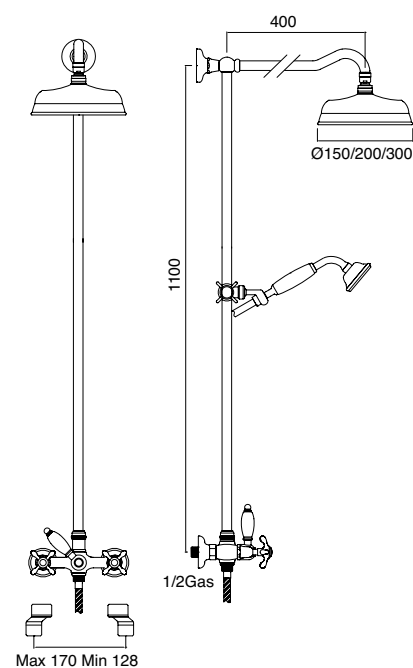
Gruppo doccia esterno duplex con asta saliscendi, flessibile, doccetta, braccio e soffione Ø200mm
Wall mounted shower mixer complete with sliding rail, hose, handset and shower head Ø200mm
 Grupo ducha exterior con columna ducha, flexible, ducha y rociador Ø200mm

Gruppo doccia esterno duplex con asta saliscendi, flessibile, doccetta, braccio e soffione Ø300mm
Wall mounted shower mixer complete with sliding rail, hose, handset and shower head Ø300mm
 Grupo ducha exterior con columna ducha, flexible, ducha y rociador Ø300mm

Ø150
 FI154s150dxCR
 FI154s150dxON
 FI154s150dxBR
 FI154s150dxNI
 FI154s150dxOL
 FI154s150dxNN

Ø200
 FI154s200dxCR
 FI154s200dxON
 FI154s200dxBR
 FI154s200dxNI
 FI154s200dxOL
 FI154s200dxNN

Ø300
 FI154s300dxCR
 FI154s300dxON
 FI154s300dxBR
 FI154s300dxNI
 FI154s300dxOL
 FI154s300dxNN



Gruppo vasca-doccia esterno duplex con asta saliscendi, flessibile, doccetta, braccio e soffione Ø150mm
Wall mounted bath-shower mixer complete with sliding rail, hose, handset and shower head Ø150mm with bathtub spout
 Grupo ducha exterior con columna ducha, flexible, ducha y rociador Ø150mm y boca bañera

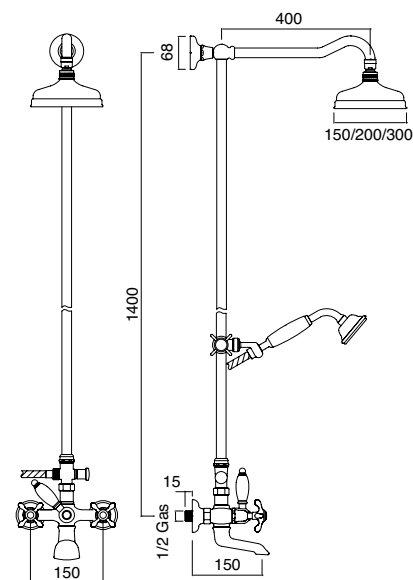
Gruppo vasca-doccia esterno duplex con asta saliscendi, flessibile, doccetta, braccio e soffione Ø200mm
Wall mounted bath-shower mixer complete with sliding rail, hose, handset and shower head Ø200mm with bathtub spout
 Grupo ducha exterior con columna ducha, flexible, ducha y rociador Ø200mm y boca bañera

Gruppo vasca-doccia esterno duplex con asta saliscendi, flessibile, doccetta, braccio e soffione Ø300mm
Wall mounted bath-shower mixer complete with sliding rail, hose, handset and shower head Ø300mm with bathtub spout
 Grupo ducha exterior con columna ducha, flexible, ducha y rociador Ø300mm y boca bañera

Ø150
 FI116s150dxCR
 FI116s150dxON
 FI116s150dxBR
 FI116s150dxNI
 FI116s150dxOL
 FI116s150dxNN


Ø200
 FI116s200dxCR
 FI116s200dxON
 FI116s200dxBR
 FI116s200dxNI
 FI116s200dxOL
 FI116s200dxNN

Ø300
 FI116s300dxCR
 FI116s300dxON
 FI116s300dxBR
 FI116s300dxNI
 FI116s300dxOL
 FI116s300dxNN



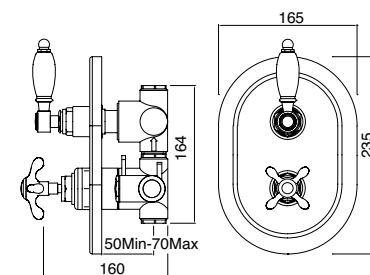
Sovrapprezzo per ugelli in silicone per soffioni
Price adjustment for silicon nozzles for shower heads
 Sobreprecio por boquillas de silicona para rociadores

Ø150/200/300



Termostatico doccia da incasso con leva di comando a 2 vie
Recessed shower thermostatic mixer with 2 ways diverter
 Mezclador termostático ducha para empotrar con desviador 2 vias

FI4071CR
 FI4071ON
 FI4071BR
 FI4071NI
 FI4071OL
 FI4071NN





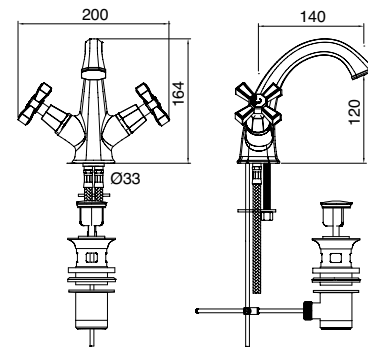
Monoforo lavabo con scarico
Monobloc basin mixer with PUW
Grifo mezclador lavabo 1 cuerpo con desagüe



Dèco Prestige
DP75CR
DP75ON
DP75BR
DP75NI
DP75OL
DP75NN

leva *lever_palanca*
DP75LCR
DP75LON
DP75LBR
DP75LNI
DP75LOL
DP75LNN

Dèco
DE75CR
DE75ON
DE75BR
DE75NI
DE75OL
DE75NN



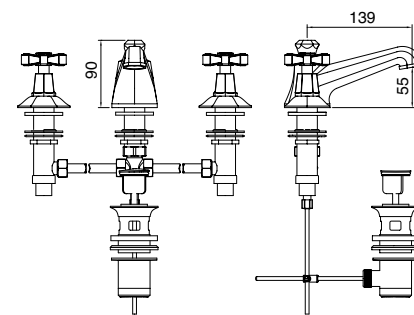
Batteria lavabo 3 fori con scarico
3 hole basin mixer with PUW
Grupo lavabo 3 cuerpos con desagüe



Dèco Prestige
DP142CR
DP142ON
DP142BR
DP142NI
DP142OL
DP142NN

leva *lever_palanca*
DP142LCR
DP142LON
DP142LBR
DP142LNI
DP142LOL
DP142LNN

Dèco
DE142CR
DE142ON
DE142BR
DE142NI
DE142OL
DE142NN



Batteria lavello/lavabo da parete
Wall mounted 3 hole basin/sink mixer with independent PUW
Grupo lavabo 3 cuerpos para empotrar con desagüe

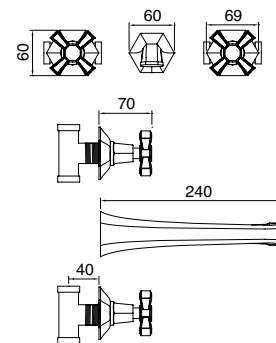
*La lunghezza della bocca può essere ridotta su richiesta
The spout length might be reduced upon request
Longitud de la boca reducible bajo pedido



Dèco Prestige
DP142pCR
DP142pON
DP142pBR
DP142pNI
DP142pOL
DP142pNN

leva *lever_palanca*
DP142pLCR
DP142pLON
DP142pLBR
DP142pLNI
DP142pLOL
DP142pLNN

Dèco
DE142pCR
DE142pON
DE142pBR
DE142pNI
DE142pOL
DE142pNN





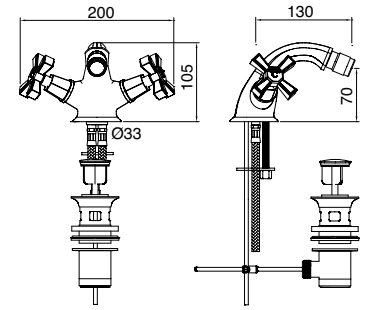
Monoforo bidet con scarico
Monobloc bidet mixer with PUW
 Grifo mezclador bidé 1 cuerpo con desagüe



Dèco Prestige
 DP76CR
 DP76ON
 DP76BR
 DP76NI
 DP76OL
 DP76NN

leva *lever_palanca*
 DP76LCR
 DP76LON
 DP76LBR
 DP76LNI
 DP76LOL
 DP76LNN

Dèco
 DE76CR
 DE76ON
 DE76BR
 DE76NI
 DE76OL
 DE76NN



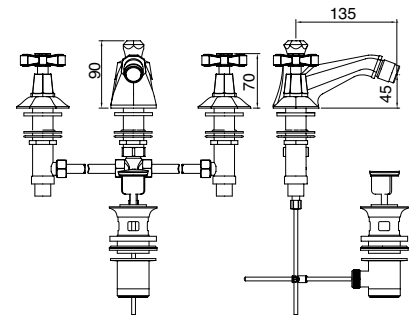
Batteria bidet 3 fori con scarico
3 hole bidet mixer with PUW
 Grupo bidé 3 cuerpos con desagüe



Dèco Prestige
 DP146CR
 DP146ON
 DP146BR
 DP146NI
 DP146OL
 DP146NN

leva *lever_palanca*
 DP146LCR
 DP146LON
 DP146LBR
 DP146LNI
 DP146LOL
 DP146LNN

Dèco
 DE146CR
 DE146ON
 DE146BR
 DE146NI
 DE146OL
 DE146NN



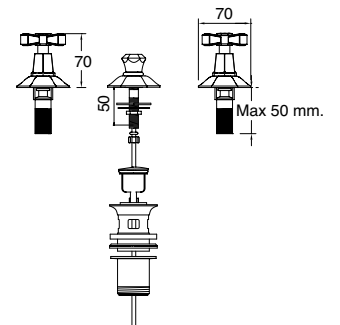
Batteria bidet 3 fori con scarico,
 erogazione interna
3 hole bidet mixer with PUW
 (continental bidet only)
 Combinación bidé 3 cuerpos
 con desagüe, erogación interior



Dèco Prestige
 DP151CR
 DP151ON
 DP151BR
 DP151NI
 DP151OL
 DP151NN

leva *lever_palanca*
 DP151LCR
 DP151LON
 DP151LBR
 DP151LNI
 DP151LOL
 DP151LNN

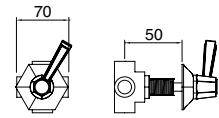
Dèco
 DE151CR
 DE151ON
 DE151BR
 DE151NI
 DE151OL
 DE151NN





Deviatore da incasso a 2 o 3 vie
Concealed diverter 2 or 3 ways
 Desviador para empotrar 2 o 3 vias

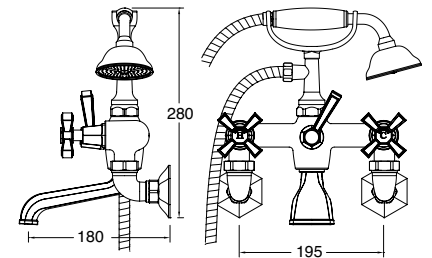
DP193CR
 DP193ON
 DP193BR
 DP193NI
 DP193OL
 DP193NN



Gruppo vasca esterno con doccetta e flessibile
Wall mounted bath shower mixer complete with hose and handset
 Grupo bañera montaje a pared completo de flexible y ducha

Dèco Prestige
 DP116CR
 DP116ON
 DP116BR
 DP116NI
 DP116OL
 DP116NN

leva *lever_palanca*
 DP116LCR
 DP116LON
 DP116LBR
 DP116LNI
 DP116LOL
 DP116LNN



Dèco
 DE116CR
 DE116ON
 DE116BR
 DE116NI
 DE116OL
 DE116NN

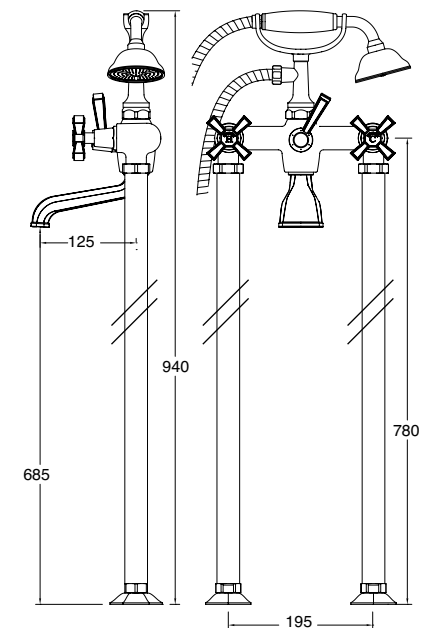


Gruppo vasca da pavimento con doccetta e flessibile
Free standing bath shower mixer complete with hose and handset
 Grupo bañera con columnas de suelo completo de flexible y ducha

Dèco Prestige
 DP116cCR
 DP116cON
 DP116cBR
 DP116cNI
 DP116cOL
 DP116cNN

leva *lever_palanca*
 DP116cLCR
 DP116cLON
 DP116cLBR
 DP116cLNI
 DP116cLOL
 DP116cLNN

Dèco
 DE116cCR
 DE116cON
 DE116cBR
 DE116cNI
 DE116cOL
 DE116cNN





Rubinetto da incasso da 1/2"
 1/2" stopcock wall mounted tap
 1/2" llave de paso para empotrar



Dèco Prestige
 DP140CR
 DP140ON
 DP140BR
 DP140NI
 DP140OL
 DP140NN

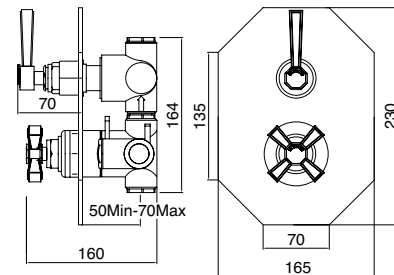
leva *lever* *palanca*
 DP140LCR
 DP140LON
 DP140LBR
 DP140LNI
 DP140LOL
 DP140LNN

Dèco
 DE140CR
 DE140ON
 DE140BR
 DE140NI
 DE140OL
 DE140NN



Termostatico doccia da incasso
 con leva di comando a 2 vie
*Recessed shower thermostatic
 mixer with 2 ways diverter*
 Mezclador termostático ducha para
 empotrar con desviador 2 vías

DP4072CR
 DP4072ON
 DP4072BR
 DP4072NI
 DP4072OL
 DP4072NN





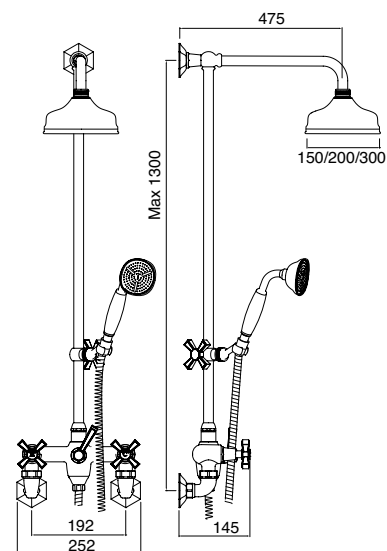
Gruppo doccia esterno con asta saliscendi,
braccio e soffione Ø150mm
*Wall mounted shower mixer complete with
sliding rail and shower head Ø150mm*
Grupo ducha exterior con columna ducha
y rociador Ø150mm



Dèco Prestige
DP154s150dxCR
DP154s150dxON
DP154s150dxBR
DP154s150dxNI
DP154s150dxOL
DP154s150dxNN

leva *lever_palanca*
DP154s150dxLCR
DP154s150dxLON
DP154s150dxLBR
DP154s150dxLNI
DP154s150dxLOL
DP154s150dxLNN

Dèco
DE154s150dxCR
DE154s150dxON
DE154s150dxBR
DE154s150dxNI
DE154s150dxOL
DE154s150dxNN



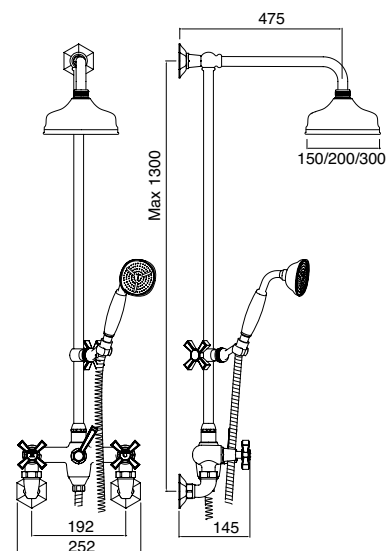
Gruppo doccia esterno con asta saliscendi,
braccio e soffione Ø200mm
*Wall mounted shower mixer complete with
sliding rail and shower head Ø200mm*
Grupo ducha exterior con columna ducha
y rociador Ø200mm



Dèco Prestige
DP154s200dxCR
DP154s200dxON
DP154s200dxBR
DP154s200dxNI
DP154s200dxOL
DP154s200dxNN

leva *lever_palanca*
DP154s200dxLCR
DP154s200dxLON
DP154s200dxLBR
DP154s200dxLNI
DP154s200dxLOL
DP154s200dxLNN

Dèco
DE154s200dxCR
DE154s200dxON
DE154s200dxBR
DE154s200dxNI
DE154s200dxOL
DE154s200dxNN



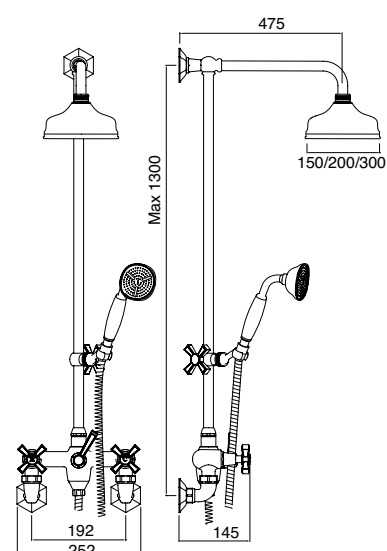
Gruppo doccia esterno con asta saliscendi,
braccio e soffione Ø300mm
*Wall mounted shower mixer complete with
sliding rail and shower head Ø300mm*
Grupo ducha exterior con columna ducha
y rociador Ø300mm



Dèco Prestige
DP154s300dxCR
DP154s300dxON
DP154s300dxBR
DP154s300dxNI
DP154s300dxOL
DP154s300dxNN

leva *lever_palanca*
DP154s300dxLCR
DP154s300dxLON
DP154s300dxLBR
DP154s300dxLNI
DP154s300dxLOL
DP154s300dxLNN

Dèco
DE154s300dxCR
DE154s300dxON
DE154s300dxBR
DE154s300dxNI
DE154s300dxOL
DE154s300dxNN



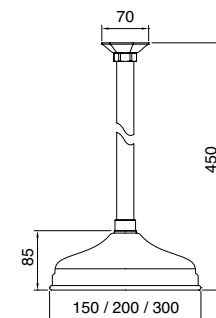


Braccio doccia da soffitto
con soffione Ø150 / 200 / 300 mm
*External ceiling fixed arm
with shower head Ø150 / 200 / 300 mm*
Braço ducha y rociador Ø150 / 200 / 300 mm

Ø150
DP134s150CR
DP134s150ON
DP134s150BR
DP134s150NI
DP134s150OL
DP134s150NN

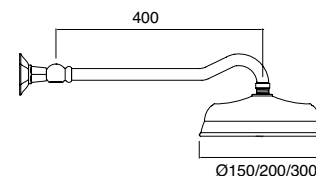
Ø200
DP134s200CR
DP134s200ON
DP134s200BR
DP134s200NI
DP134s200OL
DP134s200NN

Ø300
DP134s300CR
DP134s300ON
DP134s300BR
DP134s300NI
DP134s300OL
DP134s300NN



Braccio doccia con soffione Ø150mm
External fixed arm with shower head Ø150mm
Braço ducha y rociador Ø150mm

Ø150
DP133s150CR
DP133s150ON
DP133s150BR
DP133s150NI
DP133s150OL
DP133s150NN



Braccio doccia con soffione Ø200mm
External fixed arm with shower head Ø200mm
Braço ducha y rociador Ø200mm

Ø200
DP133s200CR
DP133s200ON
DP133s200BR
DP133s200NI
DP133s200OL
DP133s200NN



Braccio doccia con soffione Ø300mm *External
fixed arm with shower head Ø300mm*
Braço ducha y rociador Ø300mm

Ø300
DP133s300CR
DP133s300ON
DP133s300BR
DP133s300NI
DP133s300OL
DP133s300NN

Sovrapprezzo per ugelli in silicone
per soffioni
*Price adjustment for silicon nozzles
for shower heads*
Sobreprecio por boquillas de silicona
para rociadores

Ø150/200/300



Batteria lavabo 3 fori
con scarico
*3 hole basin mixer with
country spout & PUV*
Grupo lavabo 3 cuerpos
con desagüe.

leva bianca *white lever* _palanca blanca

LI142cIBCR
LI142cIBON
LI142cIBBR
LI142cIBNI
LI142cIBOL
LI142cIBNN

leva nera *black lever* _palanca negra

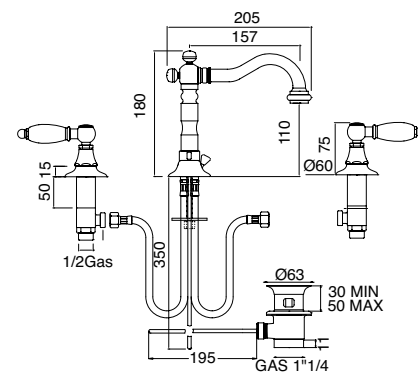
LI142cINCR
LI142cINON
LI142cINBR
LI142cINNI
LI142cINOL
LI142cINNN

leva metallo *metal lever* _palanca metal

LI142cIMCR
LI142cIMON
LI142cIMBR
LI142cIMNI
LI142cIMOL
LI142cIMNN

leva Swarovski *Swarovski lever* _palanca Swarovski

LI142cISCR
LI142cISON
LI142cISBR
LI142cISNI
LI142cISOL
LI142cISNN



Monoforo lavabo con scarico
*Monobloc basin mixer
with PUV*
Grifo mezclador lavabo 1 cu-
erpo con desagüe

leva bianca *white lever* _palanca blanca

LI87BCR
LI87BON
LI87BBR
LI87BNI
LI87BOL
LI87BNN

leva nera *black lever* _palanca negra

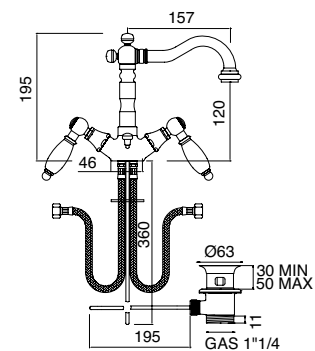
LI87NCR
LI87NON
LI87NBR
LI87NNI
LI87NOL
LI87NNN

leva metallo *metal lever* _palanca metal

LI87MCR
LI87MON
LI87MBR
LI87MNI
LI87MOL
LI87MNN

leva Swarovski *Swarovski lever* _palanca Swarovski

LI87SCR
LI87SON
LI87SBR
LI87SNI
LI87SOL
LI87SNN





Batteria lavabo 3 fori
con scarico
*3 hole basin mixer
with PUW*
Grupo lavabo 3 cuerpos con
desagüe

leva bianca *white lever* _palanca blanca

LI142maBCR
LI142maBON
LI142maBBR
LI142maBNI
LI142maBOL
LI142maBNN

leva nera *black lever* _palanca negra

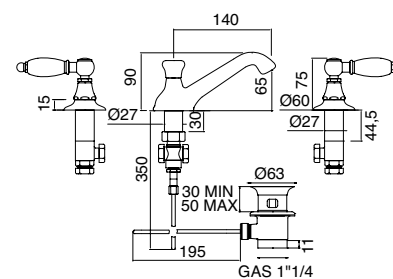
LI142maNCR
LI142maNON
LI142maNBR
LI142maNNI
LI142maNOL
LI142maNNN

leva metallo *metal lever* _palanca metal

LI142maMCR
LI142maMON
LI142maMBR
LI142maMNI
LI142maMOL
LI142maMNN

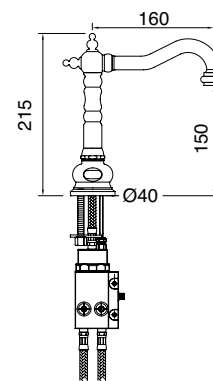
leva Swarovski *Swarovski lever* _palanca Swarovski

LI142maSCR
LI142maSON
LI142maSBR
LI142maSNI
LI142maSOL
LI142maSNN



Monoforo lavabo elettronico
Electronic monobloc basin mixer
Grifo mezclador lavabo
eletrônico

LI300FCCR
LI300FCON
LI300FCBR
LI300FCNI
LI300FCOL
LI300FCNN





Miscelatore lavabo
Single lever washbasin mixer
Mezclador lavabo monomando

leva bianca *white lever* / palanca blanca

LI2064BCR
LI2064BON
LI2064BBR
LI2064BNI
LI2064BOL
LI2064BNN

leva nera *black lever* / palanca negra


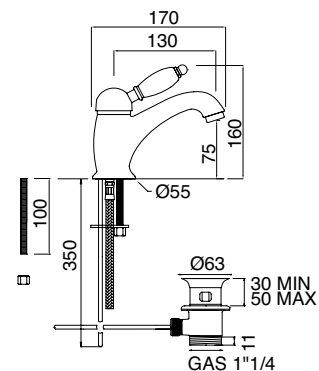
LI2064NCR
LI2064NON
LI2064NBR
LI2064NNI
LI2064NOL
LI2064NNN

leva metallo *metal lever* / palanca metal

LI2064MCR
LI2064MON
LI2064MBR
LI2064MNI
LI2064MOL
LI2064MNN

leva Swarovski *Swarovski lever* / palanca Swarovski

LI2064SCR
LI2064SON
LI2064SBR
LI2064SNI
LI2064SOL
LI2064SNN



Miscelatore bidet
Single lever bidet mixer
Mezclador bidet monomando

leva bianca *white lever* / palanca blanca

LI2066BCR
LI2066BON
LI2066BBR
LI2066BNI
LI2066BOL
LI2066BNN

leva nera *black lever* / palanca negra

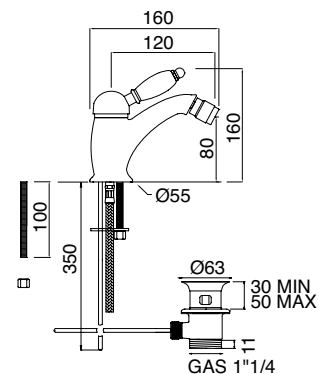
LI2066NCR
LI2066NON
LI2066NBR
LI2066NNI
LI2066NOL
LI2066NNN

leva metallo *metal lever* / palanca metal

LI2066MCR
LI2066MON
LI2066MBR
LI2066MNI
LI2066MOL
LI2066MNN

leva Swarovski *Swarovski lever* / palanca Swarovski

LI2066SCR
LI2066SON
LI2066SBR
LI2066SNI
LI2066SOL
LI2066SNN





Batteria bidet 3 fori con scarico
3 hole bidet mixer with PUW
 Grupo bidé 3 cuerpos
 con desagüe

leva bianca *white lever* _palanca blanca

LI146cBCR
 LI146cBON
 LI146cBBR
 LI146cBNI
 LI146cBOL
 LI146cBNN

leva nera *black lever* _palanca negra

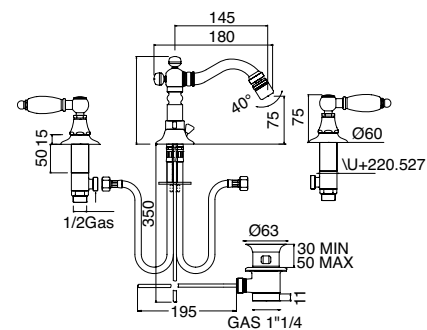
LI146cINCR
 LI146cINON
 LI146cINBR
 LI146cINNI
 LI146cINOL
 LI146cINNN

leva metallo *metal lever* _palanca metal

LI146cMCR
 LI146cMON
 LI146cMBR
 LI146cMNI
 LI146cMOL
 LI146cMNN

leva Swarovski *Swarovski lever* _palanca Swarovski

LI146cSCR
 LI146cSON
 LI146cSBR
 LI146cSNI
 LI146cSOL
 LI146cSNN



Batteria bidet 3 fori con
 scarico, erogazione interna
3 hole bidet mixer with PUW
 (continental bidet only)
 Combinación bidé 3 cuerpos
 con desagüe, erogación interior

leva bianca *white lever* _palanca blanca

LI151BCR
 LI151BON
 LI151BBR
 LI151BNI
 LI151BOL
 LI151BNN

leva nera *black lever* _palanca negra

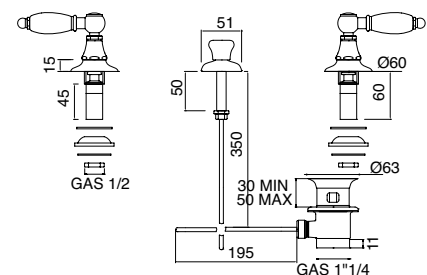
LI151NCR
 LI151NON
 LI151NBR
 LI151NNI
 LI151NOL
 LI151NNN

leva metallo *metal lever* _palanca metal

LI151MCR
 LI151MON
 LI151MBR
 LI151MNI
 LI151MOL
 LI151MNN

leva Swarovski *Swarovski lever* _palanca Swarovski

LI151SCR
 LI151SON
 LI151SBR
 LI151SNI
 LI151SOL
 LI151SNN





Monoforo bidet con scarico
*Monobloc bidet mixer
 with PUW*
 Grifo mezclador bidé
 1 orificio con desagüe

leva bianca *white lever* _palanca blanca

LI88BCR
 LI88BON
 LI88BBR
 LI88BNI
 LI88BOL
 LI88BNN

leva nera *black lever* _palanca negra

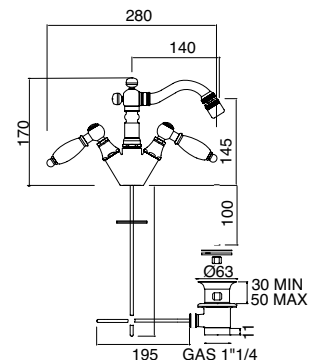
LI88NCR
 LI88NON
 LI88NBR
 LI88NNI
 LI88NOL
 LI88NNN

leva metallo *metal lever* _palanca metal

LI88MCR
 LI88MON
 LI88MBR
 LI88MNI
 LI88MOL
 LI88MNN

leva Swarovski *Swarovski lever* _palanca Swarovski

LI88SCR
 LI88SON
 LI88SBR
 LI88SNI
 LI88SOL
 LI88SNN



Gruppo vasca esterno
 con doccetta e flessibile
*Wall mounted bath shower mixer
 complete with hose and handset*
 Grupo bañera montaje a pared
 completo de flexible y ducha

leva bianca *white lever* _palanca blanca

LI116BCR
 LI116BON
 LI116BBR
 LI116BNI
 LI116BOL
 LI116BNN

leva nera *black lever* _palanca negra

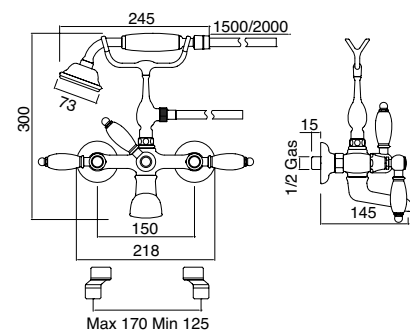
LI116NCR
 LI116NON
 LI116NBR
 LI116NNI
 LI116NOL
 LI116NNN

leva metallo *metal lever* _palanca metal

LI116MCR
 LI116MON
 LI116MBR
 LI116MNI
 LI116MOL
 LI116MNN

leva Swarovski *Swarovski lever* _palanca Swarovski

LI116SCR
 LI116SON
 LI116SBR
 LI116SNI
 LI116SOL
 LI116SNN





Gruppo vasca da pavimento
con doccetta e flessibile
*Free standing bath shower mixer
complete with hose and handset*
Grupo bañera con columnas de
suelo completo de flexible y ducha

leva bianca *white lever* _palanca blanca

LI116cBCR
LI116cBON
LI116cBBR
LI116cBNI
LI116cBOL
LI116cBNN

leva nera *black lever* _palanca negra

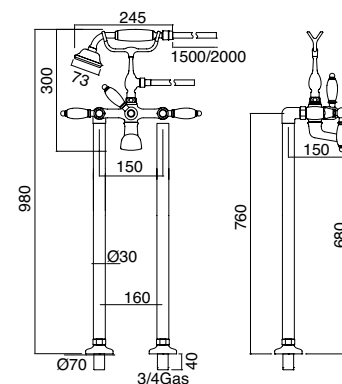
LI116cNCR
LI116cNON
LI116cNBR
LI116cNNI
LI116cNOL
LI116cNNN

leva metallo *metal lever* _palanca metal

LI116cMCR
LI116cMON
LI116cMBR
LI116cMNI
LI116cMOL
LI116cMNN

leva Swarovski *Swarovski lever* _palanca Swarovski

LI116cSCR
LI116cSON
LI116cSBR
LI116cSNI
LI116cSOL
LI116cSNN



Rubinetto da incasso da 1/2"
1/2" stopcock wall mounted tap
1/2" llave de paso para empotrar

leva bianca *white lever* _palanca blanca

LI140BCR
LI140BON
LI140BBR
LI140BNI
LI140BOL
LI140BNN

leva nera *black lever* _palanca negra

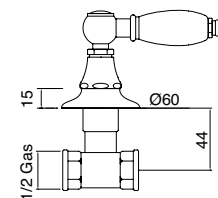
LI140NCR
LI140NON
LI140NBR
LI140NNI
LI140NOL
LI140NNN

leva metallo *metal lever* _palanca metal

LI140MCR
LI140MON
LI140MBR
LI140MNI
LI140MOL
LI140MNN

leva Swarovski *Swarovski lever* _palanca Swarovski

LI140SCR
LI140SON
LI140SBR
LI140SNI
LI140SOL
LI140SNN





Monocomando doccia
da incasso
Manual built in shower valve
Monomando ducha
para empotrar

leva bianca *white lever* _palanca blanca

LI2070BCR
LI2070BON
LI2070BBR
LI2070BNI
LI2070BOL
LI2070BNN

leva nera *black lever* _palanca negra

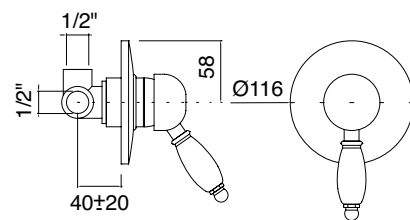
LI2070NCR
LI2070NON
LI2070NBR
LI2070NNI
LI2070NOL
LI2070NNN

leva metallo *metal lever* _palanca metal

LI2070MCR
LI2070MON
LI2070MBR
LI2070MNI
LI2070MOL
LI2070MNN

leva Swarovski *Swarovski lever* _palanca Swarovski

LI2070SCR
LI2070SON
LI2070SBR
LI2070SNI
LI2070SOL
LI2070SNN



Monocomando doccia
da incasso con deviatore
*Manual built in shower valve
with diverter*
Monomando ducha para
empotrar con desviador

leva bianca *white lever* _palanca blanca

LI2062BCR
LI2062BON
LI2062BBR
LI2062BNI
LI2062BOL
LI2062BNN

leva nera *black lever* _palanca negra

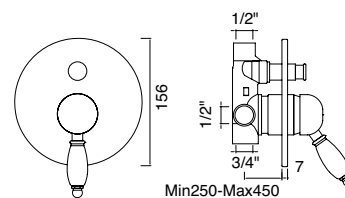
LI2062NCR
LI2062NON
LI2062NBR
LI2062NNI
LI2062NOL
LI2062NNN

leva metallo *metal lever* _palanca metal

LI2062MCR
LI2062MON
LI2062MBR
LI2062MNI
LI2062MOL
LI2062MNN

leva Swarovski *Swarovski lever* _palanca Swarovski

LI2062SCR
LI2062SON
LI2062SBR
LI2062SNI
LI2062SOL
LI2062SNN





Gruppo doccia esterno duplex
con asta saliscendi, flessibile,
doccetta, braccio e soffione
Ø150mm

*Wall mounted shower mixer
complete with sliding rail, hose,
handset and shower
head Ø150mm*

Grupo ducha exterior con co-
lumna ducha,
flexible, ducha y rociador
Ø150mm

leva bianca *white lever* _palanca blanca

LI154s150dxBCR
LI154s150dxBON
LI154s150dxBBR
LI154s150dxBNI
LI154s150dxBOL
LI154s150dxBNN

leva nera *black lever* _palanca negra

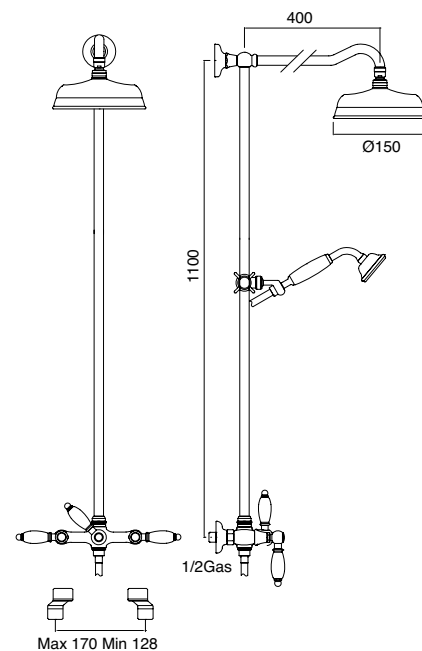
LI154s150dxNCR
LI154s150dxNON
LI154s150dxNBR
LI154s150dxNNI
LI154s150dxNOL
LI154s150dxNNN

leva metallo *metal lever* _palanca metal

LI154s150dxMCR
LI154s150dxMON
LI154s150dxMBR
LI154s150dxMNI
LI154s150dxMOL
LI154s150dxMNN

leva Swarovski *Swarovski lever* _palanca Swarovski

LI154s150dxSCR
LI154s150dxSON
LI154s150dxSBR
LI154s150dxSNI
LI154s150dxSOL
LI154s150dxSNN



Gruppo doccia esterno duplex
con asta saliscendi, flessibile,
doccetta, braccio e soffione
Ø200mm

*Wall mounted shower mixer
complete with sliding rail, hose,
handset and shower
head Ø200mm*

Grupo ducha exterior con co-
lumna ducha,
flexible, ducha y rociador
Ø200mm

leva bianca *white lever* _palanca blanca

LI154s200dxBCR
LI154s200dxBON
LI154s200dxBBR
LI154s200dxBNI
LI154s200dxBOL
LI154s200dxBNN

leva nera *black lever* _palanca negra

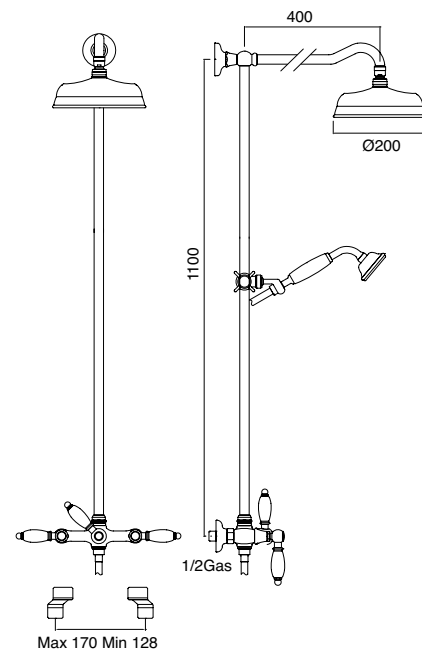
LI154s200dxNCR
LI154s200dxNON
LI154s200dxNBR
LI154s200dxNNI
LI154s200dxNOL
LI154s200dxNNN

leva metallo *metal lever* _palanca metal

LI154s200dxMCR
LI154s200dxMON
LI154s200dxMBR
LI154s200dxMNI
LI154s200dxMOL
LI154s200dxMNN

leva Swarovski *Swarovski lever* _palanca Swarovski

LI154s200dxSCR
LI154s200dxSON
LI154s200dxSBR
LI154s200dxSNI
LI154s200dxSOL
LI154s200dxSNN





Gruppo doccia esterno duplex
con asta saliscendi, flessibile,
doccetta, braccio e soffione
Ø300mm
*Wall mounted shower mixer
complete with sliding rail, hose,
handset and shower
head Ø300mm*
Grupo ducha exterior con co-
lumna ducha,
flexible, ducha y rociador
Ø300mm

leva bianca *white lever* _palanca blanca

LI154s300dxBCR
LI154s300dxBON
LI154s300dxBBR
LI154s300dxBNI
LI154s300dxBOL
LI154s300dxBNN

leva nera *black lever* _palanca negra

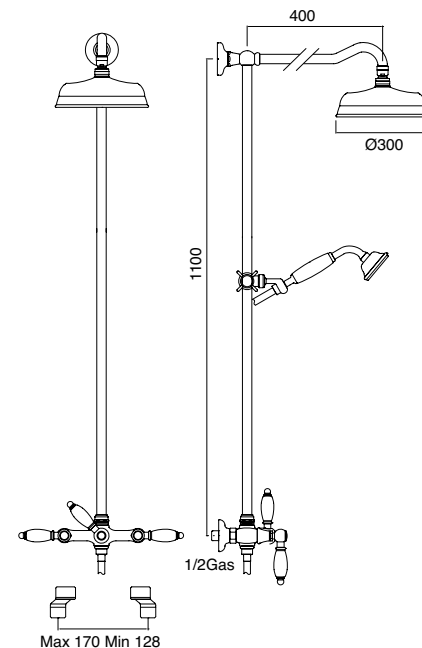
LI154s300dxNCR
LI154s300dxNON
LI154s300dxNBR
LI154s300dxNNI
LI154s300dxNOL
LI154s300dxNNN

leva metallo *metal lever* _palanca metal

LI154s300dxMCR
LI154s300dxMON
LI154s300dxMBR
LI154s300dxMNI
LI154s300dxMOL
LI154s300dxMNN

leva Swarovski *Swarovski lever* _palanca Swarovski

LI154s300dxSCR
LI154s300dxSON
LI154s300dxSBR
LI154s300dxSNI
LI154s300dxSOL
LI154s300dxSNN



Braccio doccia con soffione Ø150mm
External fixed arm with shower head Ø150mm
Brazo ducha y rociador Ø150mm

Ø150

AT133150CR
AT133150ON
AT133150BR
AT133150NI
AT133150OL
AT133150NN



Braccio doccia con soffione Ø200mm
External fixed arm with shower head Ø200mm
Brazo ducha y rociador Ø200mm

Ø200

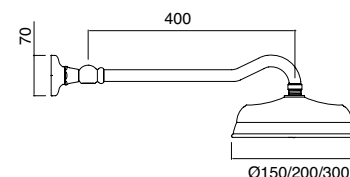
AT133200CR
AT133200ON
AT133200BR
AT133200NI
AT133200OL
AT133200NN



Braccio doccia con soffione Ø300mm
External fixed arm with shower head Ø300mm
Brazo ducha y rociador Ø300mm

Ø300

AT133300CR
AT133300ON
AT133300BR
AT133300NI
AT133300OL
AT133300NN



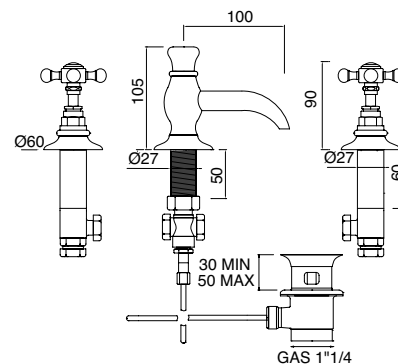
Sovrapprezzo per ugelli in silicone
per soffioni
*Price adjustment for silicon nozzles
for shower heads*
Sobreprecio por boquillas de silicona
para rociadores

Ø150/200/300



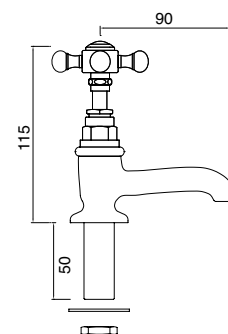
Batteria lavabo 3 fori con scarico
3 hole basin mixer with PUW
 Grupo lavabo 3 cuerpos con desagüe

PA141CR
 PA141ON
 PA141BR
 PA141NI
 PA141OL
 PA141NN



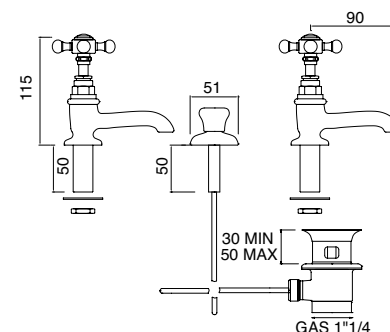
Rubinetto singolo lavabo
Basin pillar tap
 Grifo singolo para lavabo

PA117CR
 PA117ON
 PA117BR
 PA117NI
 PA117OL
 PA117NN



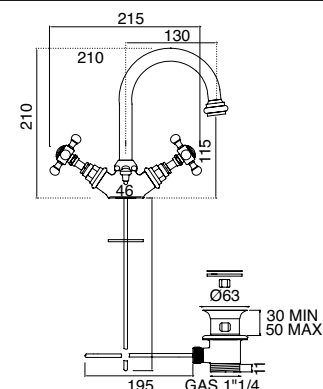
Coppia rubinetti singoli lavabo con scarico
Pair basin pillar taps with independent PUW
 Pares de grifos singulos para lavabo
 con desagüe independiente

PA117DCR
 PA117DON
 PA117DBR
 PA117DNI
 PA117DOL
 PA117DNN



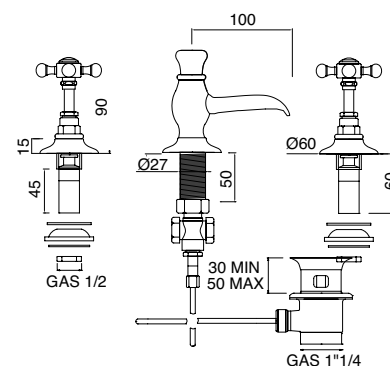
Monoforo lavabo con scarico
Monobloc basin mixer with PUW
 Grifo mezclador lavabo 1 cuerpo con desagüe

PA85CR
 PA85ON
 PA85BR
 PA85NI
 PA85OL
 PA85NN



Batteria bidet 3 fori con scarico
3 hole bidet mixer with PUW
 Grupo bidé 3 cuerpos con desagüe

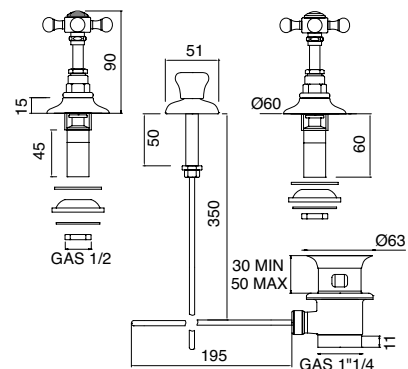
PA141bCR
 PA141bON
 PA141bBR
 PA141bNI
 PA141bOL
 PA141bNN





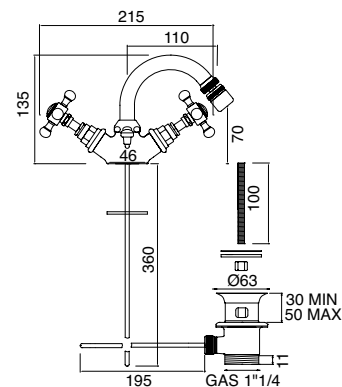
Batteria bidet 3 fori con scarico,
erogazione interna
*3 hole bidet mixer with PUW
(continental bidet only)*
Combinación bidé 3 cuerpos
con desagüe, erogación interior

PA151CR
PA151ON
PA151BR
PA151NI
PA151OL
PA151NN



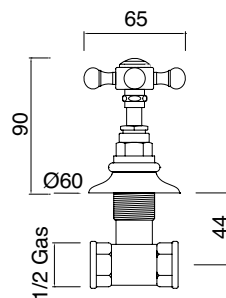
Monoforo bidet con scarico
Monobloc bidet mixer with PUW
Grifo mezclador bidé 1 cuerpo con desagüe

PA85bCR
PA85bON
PA85bBR
PA85bNI
PA85bOL
PA85bNN



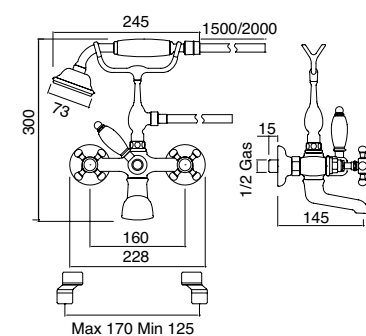
Rubinetto da incasso da 1/2"
1/2" stopcock wall mounted tap
1/2" llave de paso para empotrar

PA140CR
PA140ON
PA140BR
PA140NI
PA140OL
PA140NN



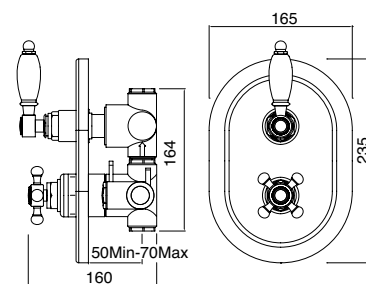
Gruppo vasca esterno con doccetta e flessibile
*Wall mounted bath shower mixer complete
with hose and handset*
Grupo bañera montaje a pared completo
de flexible y ducha

PA116CR
PA116ON
PA116BR
PA116NI
PA116OL
PA116NN



Termostatico doccia da incasso
con leva di comando a 2 vie
*Recessed shower thermostatic mixer
with 2 ways diverter*
Mezclador termostático ducha para
empotrar con desviador 2 vias

PA4071CR
PA4071ON
PA4071BR
PA4071NI
PA4071OL
PA4071NN





Termostatico doccia da incasso duplex con flessibile, doccetta e gancio, braccio e soffione Ø150mm
Recessed shower thermostatic diverter mixer with hose, handset, shower arm and shower head Ø150mm
 Mezclador termostático ducha para empotrar con flexible, ducha y rociador Ø150mm

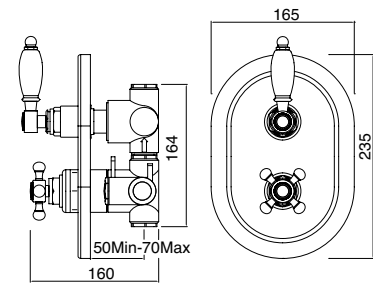
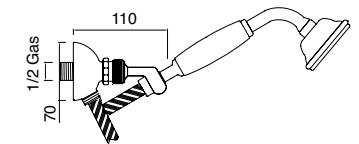
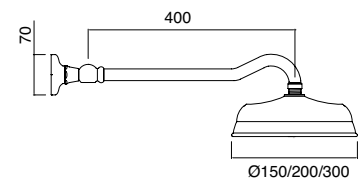
Termostatico doccia da incasso duplex con flessibile, doccetta e gancio, braccio e soffione Ø200mm
Recessed shower thermostatic diverter mixer with hose, handset, shower arm and shower head Ø200mm
 Mezclador termostático ducha para empotrar con flexible, ducha y rociador Ø200mm

Termostatico doccia da incasso duplex con flessibile, doccetta e gancio, braccio e soffione Ø300mm
Recessed shower thermostatic diverter mixer with hose, handset, shower arm and shower head Ø300mm
 Mezclador termostático ducha para empotrar con flexible, ducha y rociador Ø300mm

Ø150
 PA4170dx150CR
 PA4170dx150ON
 PA4170dx150BR
 PA4170dx150NI
 PA4170dx150OL
 PA4170dx150NN

Ø200
 PA4170dx200CR
 PA4170dx200ON
 PA4170dx200BR
 PA4170dx200NI
 PA4170dx200OL
 PA4170dx200NN

Ø300
 PA4170dx300CR
 PA4170dx300ON
 PA4170dx300BR
 PA4170dx300NI
 PA4170dx300OL
 PA4170dx300NN



Termostatico doccia esterno duplex con asta saliscendi, doccetta, braccio e soffione Ø150mm
External shower thermostatic mixer with diverter, sliding rail, handset and shower head Ø150mm
 Mezclador termostático ducha exterior con desviación, columna ducha, flexible, ducha y rociador Ø150mm

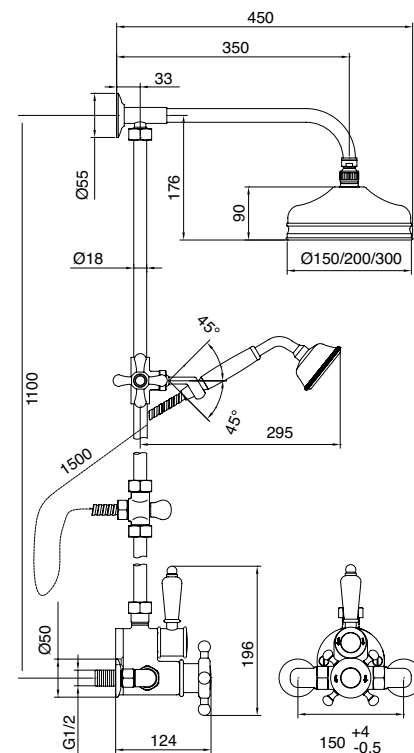
Termostatico doccia esterno duplex con asta saliscendi, doccetta, braccio e soffione Ø200mm
External shower thermostatic mixer with diverter, sliding rail, handset and shower head Ø200mm
 Mezclador termostático ducha exterior con desviación, columna ducha, flexible, ducha y rociador Ø200mm

Termostatico doccia esterno duplex con asta saliscendi, doccetta, braccio e soffione Ø300mm
External shower thermostatic mixer with diverter, sliding rail, handset and shower head Ø300mm
 Mezclador termostático ducha exterior con desviación, columna ducha, flexible, ducha y rociador Ø300mm

Ø150
 PA4171s150CR
 PA4171s150ON
 PA4171s150BR
 PA4171s150NI
 PA4171s150OL
 PA4171s150NN

Ø200
 PA4171s200CR
 PA4171s200ON
 PA4171s200BR
 PA4171s200NI
 PA4171s200OL
 PA4171s200NN

Ø300
 PA4171s300CR
 PA4171s300ON
 PA4171s300BR
 PA4171s300NI
 PA4171s300OL
 PA4171s300NN





Termostatico doccia/vasca esterno a 3 vie con asta saliscendi, doccetta bocca vasca, braccio e soffione Ø150mm

External shower/bath thermostatic 3 ways mixer, sliding rail, handset, bath spout and shower head Ø150mm
 Mezclador termostático ducha y bañera exterior con desviación, columna ducha, flexible, ducha, rociador Ø150mm y boca de erogación

Termostatico doccia/vasca esterno a 3 vie con asta saliscendi, doccetta bocca vasca, braccio e soffione Ø200mm

External shower/bath thermostatic 3 ways mixer, sliding rail, handset, bath spout and shower head Ø200mm
 Mezclador termostático ducha y bañera exterior con desviación, columna ducha, flexible, ducha, rociador Ø200mm y boca de erogación

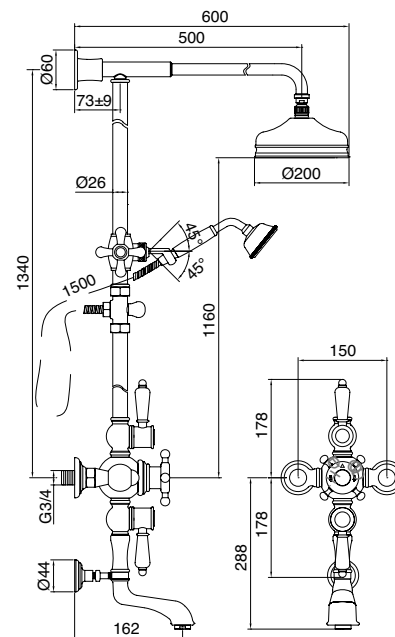
Termostatico doccia/vasca esterno a 3 vie con asta saliscendi, doccetta bocca vasca, braccio e soffione Ø300mm

External shower/bath thermostatic 3 ways mixer, sliding rail, handset, bath spout and shower head Ø300mm
 Mezclador termostático ducha y bañera exterior con desviación, columna ducha, flexible, ducha, rociador Ø300mm y boca de erogación

Ø150
 PA4172s150CR
 PA4172s150ON
 PA4172s150BR
 PA4172s150NI
 PA4172s150OL
 PA4172s150NN

Ø200
 PA4172s200CR
 PA4172s200ON
 PA4172s200BR
 PA4172s200NI
 PA4172s200OL
 PA4172s200NN

Ø300
 PA4172s300CR
 PA4172s300ON
 PA4172s300BR
 PA4172s300NI
 PA4172s300OL
 PA4172s300NN



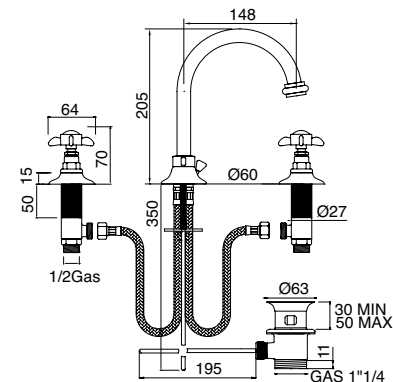
Sovrapprezzo per ugelli in silicone per soffioni
Price adjustment for silicon nozzles for shower heads
 Sobreprecio por boquillas de silicona para rociadores

Ø150/200/300



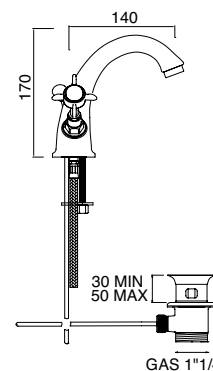
Batteria lavabo 3 fori bocca alta con scarico
3 hole basin mixer with high spout and PUW
 Grupo lavabo 3 cuerpos con desagüe y boca de erogación alta.

SB143CR
 SB143ON
 SB143BR
 SB143NI
 SB143OL
 SB143NN



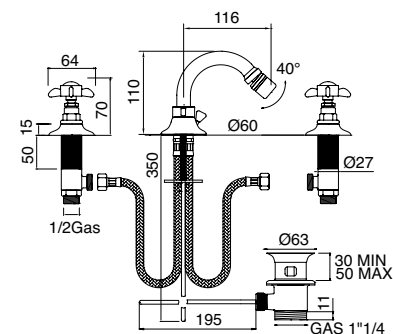
Monoforo lavabo con scarico
Monobloc basin mixer with PUW
 Grifo mezclador lavabo 1 cuerpo con desagüe

SB75CR
 SB75ON
 SB75BR
 SB75NI
 SB75OL
 SB75NN



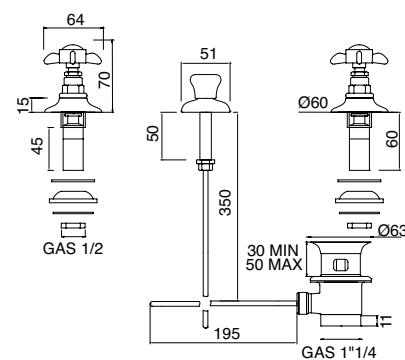
Batteria bidet 3 fori con scarico
3 hole bidet mixer with PUW
 Grupo bidé 3 cuerpos con desagüe

SB148CR
 SB148ON
 SB148BR
 SB148NI
 SB148OL
 SB148NN



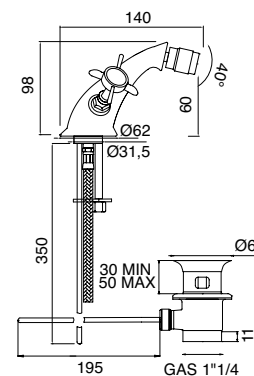
Batteria bidet 3 fori con scarico, erogazione interna
3 hole bidet mixer with PUW (continental bidet only)
 Combinación bidé 3 cuerpos con desagüe, erogación interior

SB151CR
 SB151ON
 SB151BR
 SB151NI
 SB151OL
 SB151NN



Monoforo bidet con scarico
Monobloc bidet mixer with PUW
 Grifo mezclador bidé 1 cuerpo con desagüe

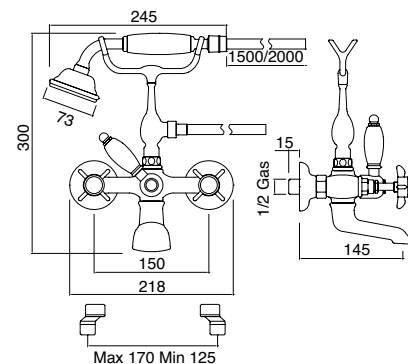
SB76CR
 SB76ON
 SB76BR
 SB76NI
 SB76OL
 SB76NN





Gruppo vasca esterno con doccetta e flessibile
Wall mounted bath shower mixer complete with hose and handset
 Grupo bañera montaje a pared completo de flexible y ducha

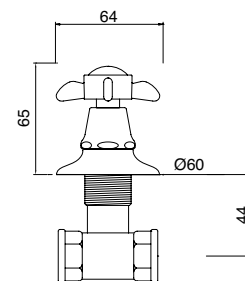
SB116CR
 SB116ON
 SB116BR
 SB116NI
 SB116OL
 SB116NN



Rubinetto da incasso da 1/2"
1/2" stopcock wall mounted tap
 1/2" llave de paso para empotrar



SB140CR
 SB140ON
 SB140BR
 SB140NI
 SB140OL
 SB140NN



Gruppo doccia esterno con asta saliscendi, braccio e soffione Ø150mm
Wall mounted shower mixer complete with sliding rail and shower head Ø150mm
 Grupo ducha exterior con columna ducha y rociador Ø150mm

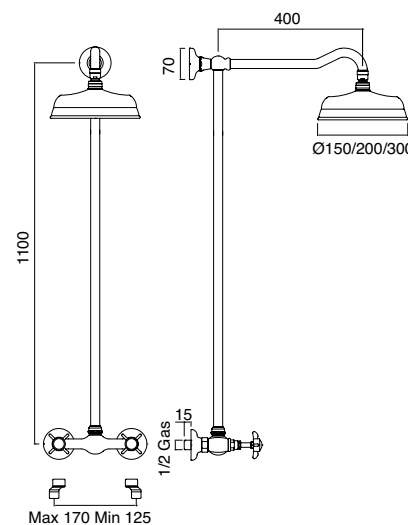
Gruppo doccia esterno con asta saliscendi, braccio e soffione Ø200mm
Wall mounted shower mixer complete with sliding rail and shower head Ø200mm
 Grupo ducha exterior con columna ducha y rociador Ø200mm

Gruppo doccia esterno con asta saliscendi, braccio e soffione Ø300mm
Wall mounted shower mixer complete with sliding rail and shower head Ø300mm
 Grupo ducha exterior con columna ducha y rociador Ø300mm

Ø150
 SB154s150CR
 SB154s150ON
 SB154s150BR
 SB154s150NI
 SB154s150OL
 SB154s150NN

Ø200
 SB154s200CR
 SB154s200ON
 SB154s200BR
 SB154s200NI
 SB154s200OL
 SB154s200NN

Ø300
 SB154s300CR
 SB154s300ON
 SB154s300BR
 SB154s300NI
 SB154s300OL
 SB154s300NN





Gruppo doccia esterno duplex con asta saliscendi, flessibile, doccetta, braccio e soffione Ø150mm
Wall mounted shower mixer complete with sliding rail, hose, handset and shower head Ø150mm
 Grupo ducha exterior con columna ducha, flexible, ducha y rociador Ø150mm

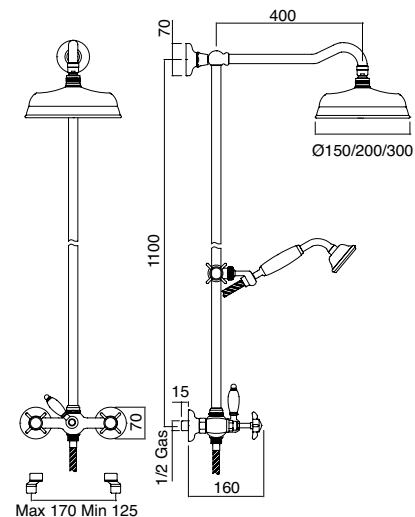
Gruppo doccia esterno duplex con asta saliscendi, flessibile, doccetta, braccio e soffione Ø200mm
Wall mounted shower mixer complete with sliding rail, hose, handset and shower head Ø200mm
 Grupo ducha exterior con columna ducha, flexible, ducha y rociador Ø200mm

Gruppo doccia esterno duplex con asta saliscendi, flessibile, doccetta, braccio e soffione Ø300mm
Wall mounted shower mixer complete with sliding rail, hose, handset and shower head Ø300mm
 Grupo ducha exterior con columna ducha, flexible, ducha y rociador Ø300mm

Ø150
 SB154s150dxCR
 SB154s150dxON
 SB154s150dxBR
 SB154s150dxNI
 SB154s150dxOL
 SB154s150dxNN

Ø200
 SB154s200dxCR
 SB154s200dxON
 SB154s200dxBR
 SB154s200dxNI
 SB154s200dxOL
 SB154s200dxNN

Ø300
 SB154s300dxCR
 SB154s300dxON
 SB154s300dxBR
 SB154s300dxNI
 SB154s300dxOL
 SB154s300dxNN



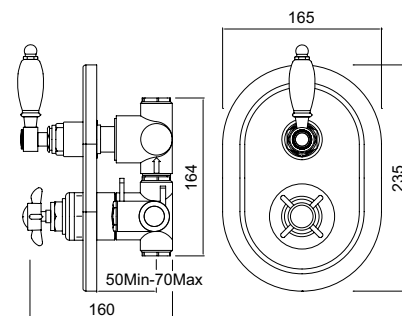
Sovrapprezzo per ugelli in silicone per soffioni
Price adjustment for silicon nozzles for shower heads
 Sobreprecio por boquillas de silicona para rociadores

Ø150/200/300



Termostatico doccia da incasso con leva di comando a 2 vie
Recessed shower thermostatic mixer with 2 ways diverter
 Mezclador termostático ducha para empotrar con desviador 2 vías

SB4071CR
 SB4071ON
 SB4071BR
 SB4071NI
 SB4071OL
 SB4071NN

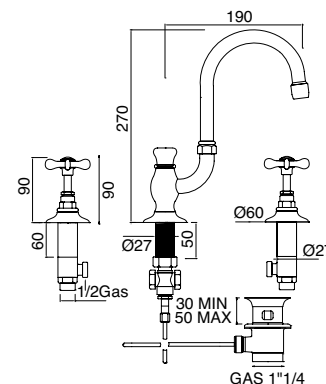


M A R G H E R I T A



Batteria lavabo 3 fori bocca alta con scarico
3 hole basin mixer with high spout and PUW
 Grupo lavabo 3 cuerpos con desagüe y boca de erogación alta

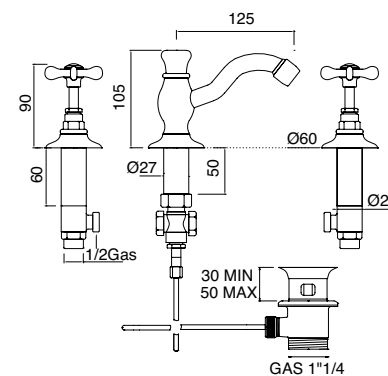
MR142saCR
 MR142saON
 MR142saBR
 MR142saNI
 MR142saOL
 MR142saNN





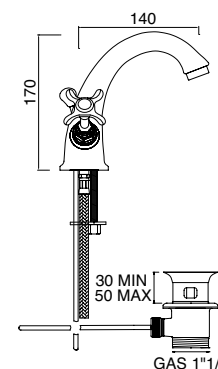
Batteria lavabo 3 fori con scarico
3 hole basin mixer with PUW
Grupo lavabo 3 cuerpos con desagüe

MR142faCR
MR142faON
MR142faBR
MR142faNI
MR142faOL
MR142faNN



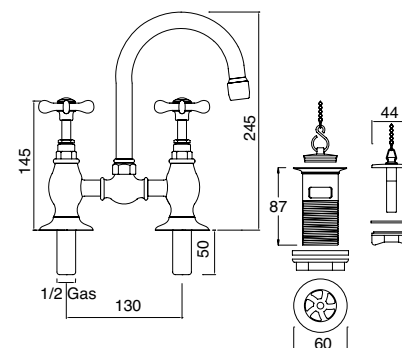
Monoforo lavabo con scarico
Monobloc basin mixer with PUW
Grifo mezclador lavabo 1 cuerpo con desagüe

MR75CR
MR75ON
MR75BR
MR75NI
MR75OL
MR75NN



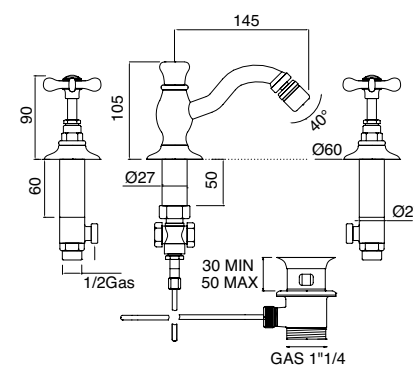
Gruppo a ponte mini con tappo e catenella
per lavabo art. 7050
2-3 hole bridge basin mixer for art. 7050 basin
Grupo lavabo puente 2-3 cuerpos para lavabo
art. 7050 con desagüe, tapa y cadena

MR138CR
MR138ON
MR138BR
MR138NI
MR138OL
MR138NN



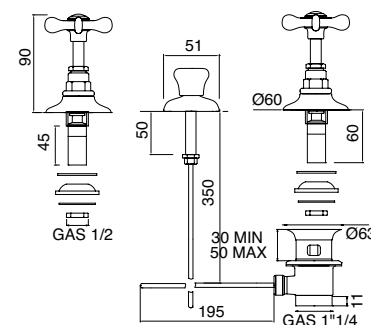
Batteria bidet 3 fori con scarico
3 hole bidet mixer with PUW
Grupo bidé 3 cuerpos con desagüe

MR147CR
MR147ON
MR147BR
MR147NI
MR147OL
MR147NN



Batteria bidet 3 fori con scarico,
erogazione interna
3 hole bidet mixer with PUW
(continental bidet only)
Combinación bidé 3 cuerpos
con desagüe, erogación interior

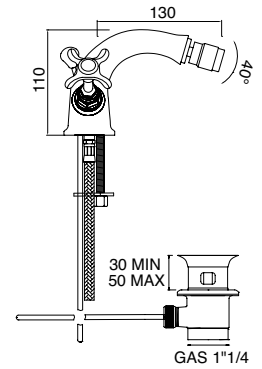
MR151CR
MR151ON
MR151BR
MR151NI
MR151OL
MR151NN





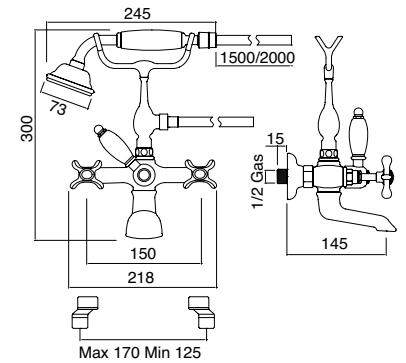
Monoforo bidet con scarico
 Monobloc bidet mixer with PUW
 Grifo mezclador bidé 1 cuerpo con desagüe

MR76CR
 MR76ON
 MR76BR
 MR76NI
 MR76OL
 MR76NN



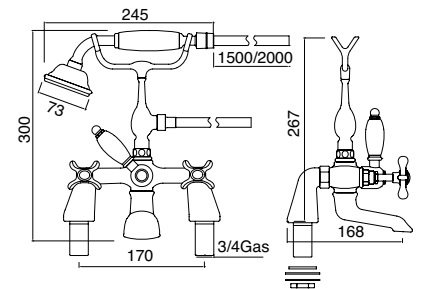
Gruppo vasca esterno con doccetta e flessibile
 Wall mounted bath shower mixer complete
 with hose and handset
 Grupo bañera montaje a pared completo
 de flexible y ducha

MR116CR
 MR116ON
 MR116BR
 MR116NI
 MR116OL
 MR116NN



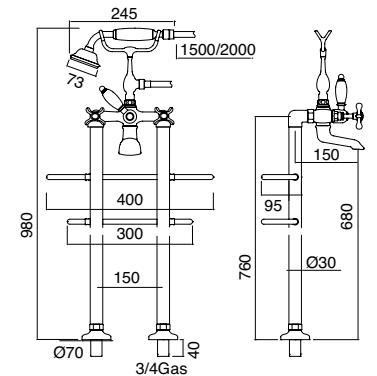
Gruppo vasca per bordovasca
 con doccetta e flessibile
 Deck mounted bath shower mixer
 complete with hose and handset
 Grupo borde bañera completo
 de flexible y ducha

MR116gCR
 MR116gON
 MR116gBR
 MR116gNI
 MR116gOL
 MR116gNN



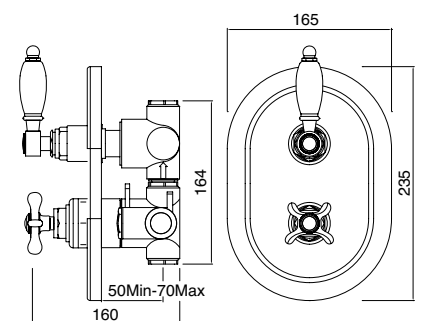
Gruppo vasca da pavimento con
 portasciugamani, doccetta e flessibile
 Free standing bath shower mixer complete
 with hose, handset and two towel rails
 Grupo bañera con columnas de suelo
 completo de flexible, ducha y toalleros

MR116pCR
 MR116pON
 MR116pBR
 MR116pNI
 MR116pOL
 MR116pNN



Termostatico doccia da incasso
 con leva di comando a 2 vie
 Recessed shower thermostatic
 mixer with 2 ways diverter
 Mezclador termostático ducha para
 empotrar con desviador 2 vias

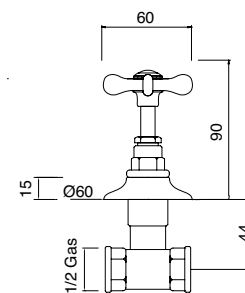
MR4071CR
 MR4071ON
 MR4071BR
 MR4071NI
 MR4071OL
 MR4071NN



Rubinetto da incasso da 1/2"
1/2" stopcock wall mounted tap
1/2" llave de paso para empotrar



MR140CR
MR140ON
MR140BR
MR140NI
MR140OL
MR140NN

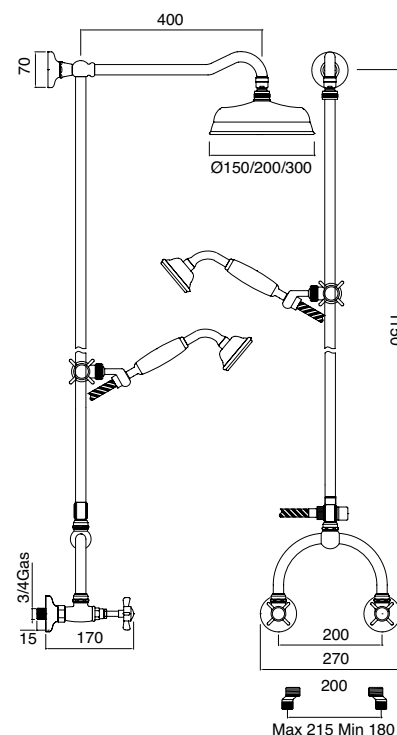


Gruppo doccia esterno duplex con asta saliscendi, flessibile, doccetta, braccio e soffione Ø150mm
Wall mounted shower mixer complete with sliding rail, hose, handset and shower head Ø150mm
Grupo ducha exterior con columna ducha, flexible, ducha y rociador Ø150mm

Gruppo doccia esterno duplex con asta saliscendi, flessibile, doccetta, braccio e soffione Ø200mm
Wall mounted shower mixer complete with sliding rail, hose, handset and shower head Ø200mm
Grupo ducha exterior con columna ducha, flexible, ducha y rociador Ø200mm

Gruppo doccia esterno duplex con asta saliscendi, flessibile, doccetta, braccio e soffione Ø300mm
Wall mounted shower mixer complete with sliding rail, hose, handset and shower head Ø300mm
Grupo ducha exterior con columna ducha, flexible, ducha y rociador Ø300mm

Ø150
MR136-150dxCR
MR136-150dxON
MR136-150dxBR
MR136-150dxNI
MR136-150dxOL
MR136-150dxNN
Ø200
MR136-200dxCR
MR136-200dxON
MR136-200dxBR
MR136-200dxNI
MR136-200dxOL
MR136-200dxNN
Ø300
MR136-300dxCR
MR136-300dxON
MR136-300dxBR
MR136-300dxNI
MR136-300dxOL
MR136-300dxNN

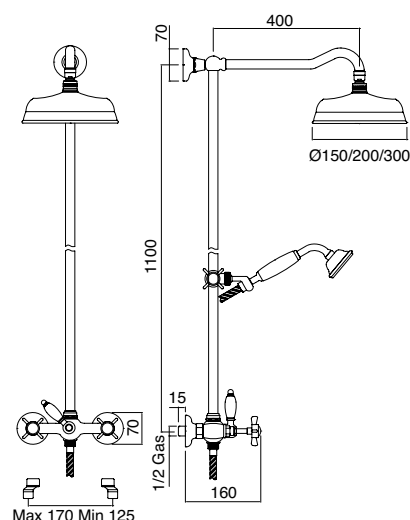


Gruppo doccia esterno duplex con asta saliscendi, flessibile, doccetta, braccio e soffione Ø150mm
Wall mounted shower mixer complete with sliding rail, hose, handset and shower head Ø150mm
Grupo ducha exterior con columna ducha, flexible, ducha y rociador Ø150mm

Gruppo doccia esterno duplex con asta saliscendi, flessibile, doccetta, braccio e soffione Ø200mm
Wall mounted shower mixer complete with sliding rail, hose, handset and shower head Ø200mm
Grupo ducha exterior con columna ducha, flexible, ducha y rociador Ø200mm

Gruppo doccia esterno duplex con asta saliscendi, flessibile, doccetta, braccio e soffione Ø300mm
Wall mounted shower mixer complete with sliding rail, hose, handset and shower head Ø300mm
Grupo ducha exterior con columna ducha, flexible, ducha y rociador Ø300mm

Ø150
MR154s150dxCR
MR154s150dxON
MR154s150dxBR
MR154s150dxNI
MR154s150dxOL
MR154s150dxNN
Ø200
MR154s200dxCR
MR154s200dxON
MR154s200dxBR
MR154s200dxNI
MR154s200dxOL
MR154s200dxNN
Ø300
MR154s300dxCR
MR154s300dxON
MR154s300dxBR
MR154s300dxNI
MR154s300dxOL
MR154s300dxNN



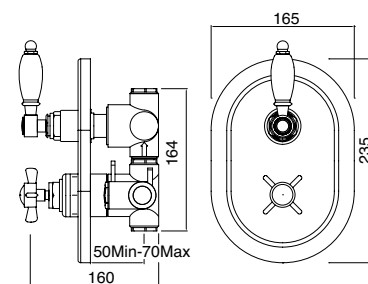
Sovrapprezzo per ugelli in silicone per soffioni
Price adjustment for silicon nozzles for shower heads
Sobrepeso por boquillas de silicona para rociadores

Ø150/200/300



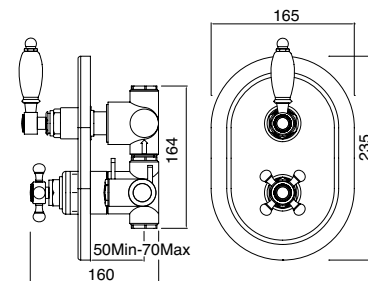
ANTICA
 Termostatico doccia da incasso
 con leva di comando a 2 vie
*Recessed shower thermostatic
 mixer with 2 ways diverter*
 Mezclador termostático ducha para
 empotrar con desviador 2 vias

AN4071CR
 AN4071ON
 AN4071BR
 AN4071NI
 AN4071OL
 AN4071NN



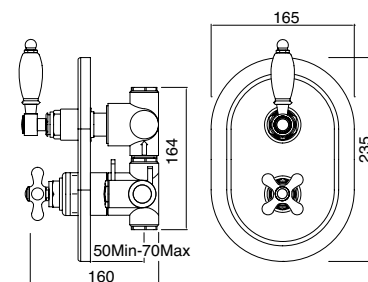
LONDRA
 Termostatico doccia da incasso
 con leva di comando a 2 vie
*Recessed shower thermostatic
 mixer with 2 ways diverter*
 Mezclador termostático ducha para
 empotrar con desviador 2 vias

LO4071CR
 LO4071ON
 LO4071BR
 LO4071NI
 LO4071OL
 LO4071NN



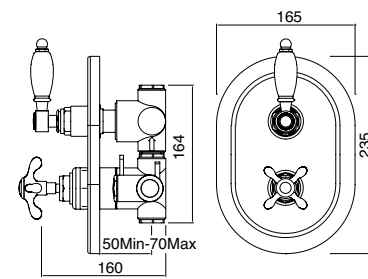
ETRURIA
 Termostatico doccia da incasso
 con leva di comando a 2 vie
*Recessed shower thermostatic
 mixer with 2 ways diverter*
 Mezclador termostático ducha para
 empotrar con desviador 2 vias

ET4071CR
 ET4071ON
 ET4071BR
 ET4071NI
 ET4071OL
 ET4071NN



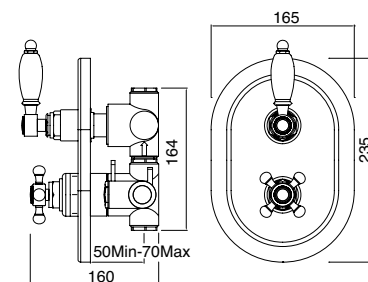
FIRENZE
 Termostatico doccia da incasso
 con leva di comando a 2 vie
*Recessed shower thermostatic
 mixer with 2 ways diverter*
 Mezclador termostático ducha para
 empotrar con desviador 2 vias

FI4071CR
 FI4071ON
 FI4071BR
 FI4071NI
 FI4071OL
 FI4071NN



PARIGI
 Termostatico doccia da incasso
 con leva di comando a 2 vie
*Recessed shower thermostatic mixer
 with 2 ways diverter*
 Mezclador termostático ducha para
 empotrar con desviador 2 vias

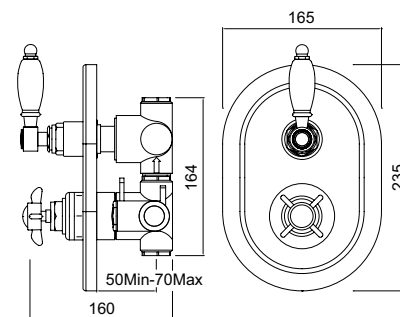
PA4071CR
 PA4071ON
 PA4071BR
 PA4071NI
 PA4071OL
 PA4071NN





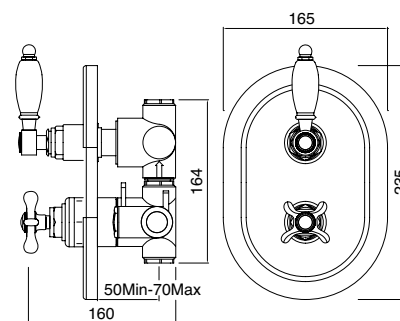
SBORDONI
 Termostatico doccia da incasso
 con leva di comando a 2 vie
*Recessed shower thermostatic
 mixer with 2 ways diverter*
 Mezclador termostático ducha para
 empotrar con desviador 2 vías

SB4071CR
 SB4071ON
 SB4071BR
 SB4071NI
 SB4071OL
 SB4071NN



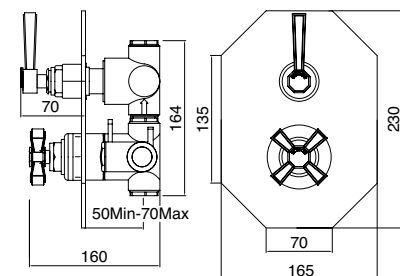
MARGHERITA
 Termostatico doccia da incasso
 con leva di comando a 2 vie
*Recessed shower thermostatic
 mixer with 2 ways diverter*
 Mezclador termostático ducha para
 empotrar con desviador 2 vías

MR4071CR
 MR4071ON
 MR4071BR
 MR4071NI
 MR4071OL
 MR4071NN



DÈCO PRESTIGE
 Termostatico doccia da incasso
 con leva di comando a 2 vie
*Recessed shower thermostatic
 mixer with 2 ways diverter*
 Mezclador termostático ducha para
 empotrar con desviador 2 vías

DP4072CR
 DP4072ON
 DP4072BR
 DP4072NI
 DP4072OL
 DP4072NN





Termostatico doccia da incasso duplex con flessibile, doccetta e gancio, braccio e soffione Ø150mm
Recessed shower thermostatic diverter mixer with hose, handset, shower arm and shower head Ø150mm
 Mezclador termostático ducha para empotrar con flexible, ducha y rociador Ø150mm

Termostatico doccia da incasso duplex con flessibile, doccetta e gancio, braccio e soffione Ø200mm
Recessed shower thermostatic diverter mixer with hose, handset, shower arm and shower head Ø200mm
 Mezclador termostático ducha para empotrar con flexible, ducha y rociador Ø200mm

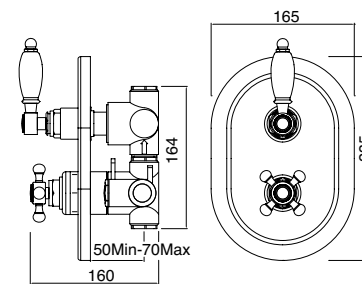
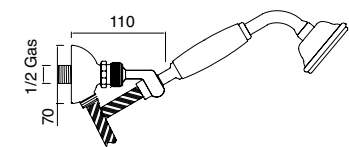
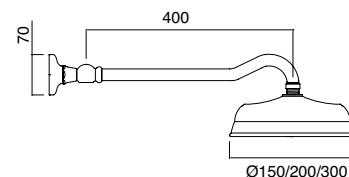
Termostatico doccia da incasso duplex con flessibile, doccetta e gancio, braccio e soffione Ø300mm
Recessed shower thermostatic diverter mixer with hose, handset, shower arm and shower head Ø300mm
 Mezclador termostático ducha para empotrar con flexible, ducha y rociador Ø300mm

*Prodotto disponibile con tutte le nostre maniglie Sbordoni su richiesta
 *This product is available with any between our Sbordoni handles upon request

Ø150
 PA4170dx150CR
 PA4170dx150ON
 PA4170dx150BR
 PA4170dx150NI
 PA4170dx150OL
 PA4170dx150NN

Ø200
 PA4170dx200CR
 PA4170dx200ON
 PA4170dx200BR
 PA4170dx200NI
 PA4170dx200OL
 PA4170dx200NN

Ø300
 PA4170dx300CR
 PA4170dx300ON
 PA4170dx300BR
 PA4170dx300NI
 PA4170dx300OL
 PA4170dx300NN



Termostatico doccia esterno duplex con asta saliscendi, doccetta, braccio e soffione Ø150mm
External shower thermostatic mixer with diverter, sliding rail, handset and shower head Ø150mm
 Mezclador termostático ducha exterior con desviación, columna ducha, flexible, ducha y rociador Ø150mm

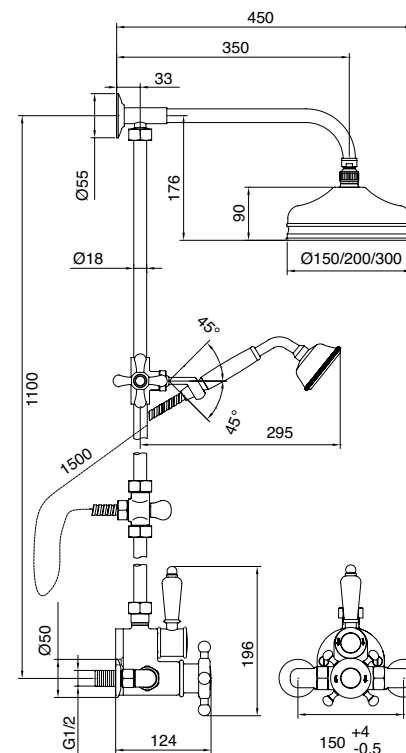
Termostatico doccia esterno duplex con asta saliscendi, doccetta, braccio e soffione Ø200mm
External shower thermostatic mixer with diverter, sliding rail, handset and shower head Ø200mm
 Mezclador termostático ducha exterior con desviación, columna ducha, flexible, ducha y rociador Ø200mm

Termostatico doccia esterno duplex con asta saliscendi, doccetta, braccio e soffione Ø300mm
External shower thermostatic mixer with diverter, sliding rail, handset and shower head Ø300mm
 Mezclador termostático ducha exterior con desviación, columna ducha, flexible, ducha y rociador Ø300mm

Ø150
 PA4171s150CR
 PA4171s150ON
 PA4171s150BR
 PA4171s150NI
 PA4171s150OL
 PA4171s150NN

Ø200
 PA4171s200CR
 PA4171s200ON
 PA4171s200BR
 PA4171s200NI
 PA4171s200OL
 PA4171s200NN

Ø300
 PA4171s300CR
 PA4171s300ON
 PA4171s300BR
 PA4171s300NI
 PA4171s300OL
 PA4171s300NN





Termostatico doccia/vasca esterno a 3 vie con asta saliscendi, doccetta bocca vasca, braccio e soffione Ø150mm

External shower/bath thermostatic 3 ways mixer, sliding rail, handset, bath spout and shower head Ø150mm

Mezclador termostático ducha y bañera exterior con desviación, columna ducha, flexible, ducha, rociador Ø150mm y boca de erogación

Termostatico doccia/vasca esterno a 3 vie con asta saliscendi, doccetta bocca vasca, braccio e soffione Ø200mm

External shower/bath thermostatic 3 ways mixer, sliding rail, handset, bath spout and shower head Ø200mm

Mezclador termostático ducha y bañera exterior con desviación, columna ducha, flexible, ducha, rociador Ø200mm y boca de erogación

Termostatico doccia/vasca esterno a 3 vie con asta saliscendi, doccetta bocca vasca, braccio e soffione Ø300mm

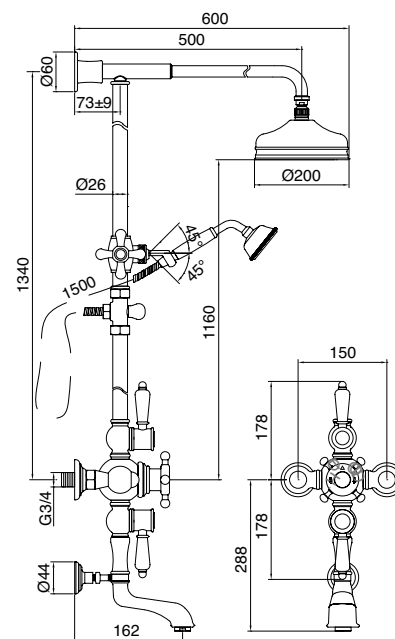
External shower/bath thermostatic 3 ways mixer, sliding rail, handset, bath spout and shower head Ø300mm

Mezclador termostático ducha y bañera exterior con desviación, columna ducha, flexible, ducha, rociador Ø300mm y boca de erogación

Ø150
PA4172s150CR
PA4172s150ON
PA4172s150BR
PA4172s150NI
PA4172s150OL
PA4172s150NN

Ø200
PA4172s200CR
PA4172s200ON
PA4172s200BR
PA4172s200NI
PA4172s200OL
PA4172s200NN

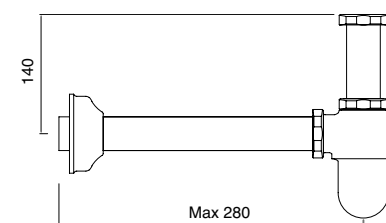
Ø300
PA4172s300CR
PA4172s300ON
PA4172s300BR
PA4172s300NI
PA4172s300OL
PA4172s300NN






Sifone lavabo a bottiglia da 1" 1/4
 1" 1/4 *Traditional bottle trap for washbasin*
 Sifón para lavabo 1" 1/4

AT205CR
 AT205ON
 AT205BR
 AT205NI
 AT205OL
 AT205NN



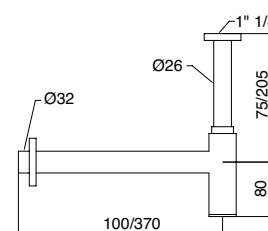
Sifone bidet a "S" da 1" 1/4
 1" 1/4 *"S" trap for bidet*
 Sifón bidé de forma "S" 1" 1/4

AT209CR
 AT209ON
 AT209BR
 AT209NI
 AT209OL
 AT209NN



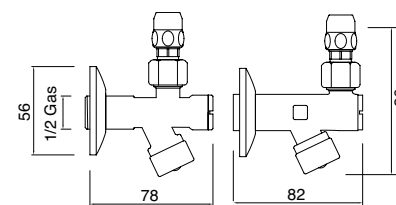
Sifone lavabo a bottiglia da 1" 1/4
 1" 1/4 *Traditional bottle trap for washbasin*
 Sifón para lavabo 1" 1/4

AT205DCR
 AT205DON
 AT205DBR
 AT205DNI
 AT205DOL
 AT205DNN



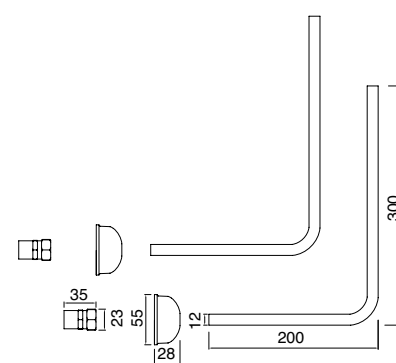
Coppia di rubinetti con filtro e snodo
 Angle supply with ball valve and filter (pair)
 Grifo de alimentación de bola con filtro (pares)

AT79/SCR
 AT79/SON
 AT79/SBR
 AT79/SNI
 AT79/SOL
 AT79/SNN




Coppia curvette sottolavabo per batterie 3 fori
 Pair of three holes basin supply tube
 Pares de escuadras para lavabos tres orificios

AT255CR
 AT255ON
 AT255BR
 AT255NI
 AT255OL
 AT255NN



Coppia di tubetti sottolavabo
 per batterie 3 fori
 Pair of connecting tubes
 for three holes basin mixers
 Pares de tubos de conexión
 para grifos tres orificios lavabo

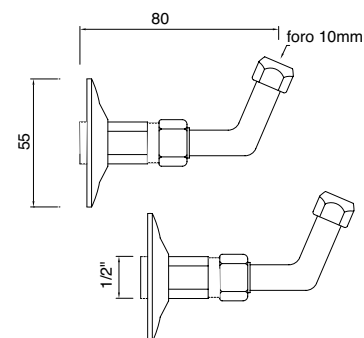
AT257CR
 AT257ON
 AT257BR
 AT257NI
 AT257OL
 AT257NN





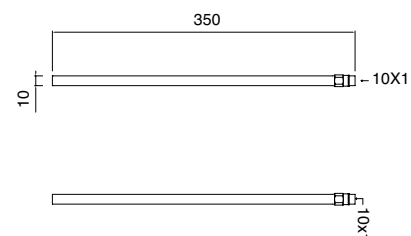
Coppia di raccordi curvi per monoforo
lavabo/bidet
*Pair of angle supply for monobloc Basin/bidet
mixers*
Pares de grifos de alintación para grifos
mezcladores lavabo

AT256CR
AT256ON
AT256BR
AT256NI
AT256OL
AT256NN



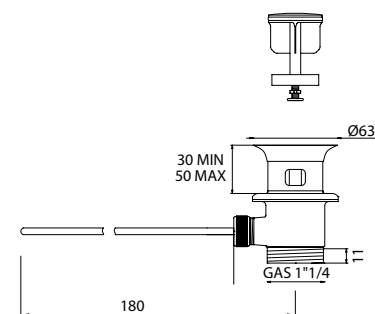
Coppia di tubetti per monoforo lavabo/bidet
*Pair of connecting tubes
for monobloc Basin/bidet mixers*
Pares de tubos de connexión
para grifos mezcladores lavabo

AT258CR
AT258ON
AT258BR
AT258NI
AT258OL
AT258NN



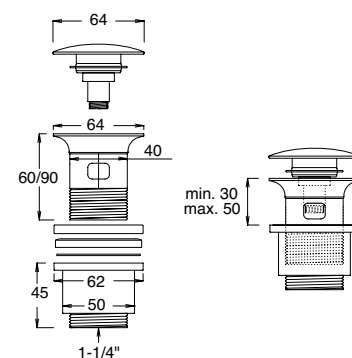
Piletta lavabo/bidet con salterello
Basin/bidet pop up waste
Válvula para lavabo/bidé

AT232CR
AT232ON
AT232BR
AT232NI
AT232OL
AT232NN



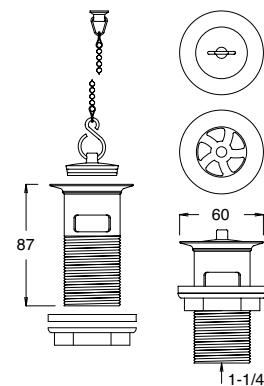
Piletta lavabo/bidet con tappo a premuta
Click clack basin/bidet waste with overflow
Válvula para lavabo/bidé


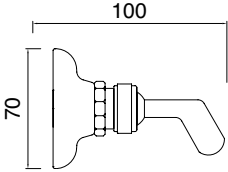

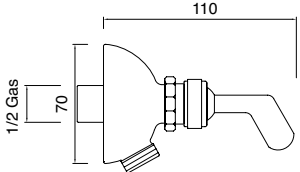

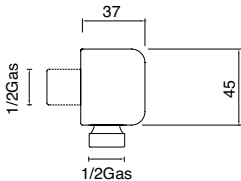


AT228CR
AT228ON
AT228BR
AT228NI
AT228OL
AT228NN



Piletta lavabo/bidet con tappo e catenella
*Basin/bidet waste complete with solid brass
plug and chain*
Válvula para lavabo/bidé

AT229CR
AT229ON
AT229BR
AT229NI
AT229OL
AT229NN

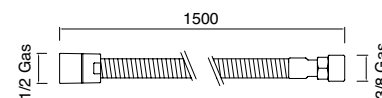


	<p>Gancio duplex da parete <i>Swivel wall bracket for shower handset</i> Soporte dúplex exterior</p>	<p>AT179CR AT179ON AT179BR AT179NI AT179OL AT179NN</p>	
	<p>Gancio duplex con presa acqua da parete <i>Concealed swivel wall bracket for shower handset with water outle</i> Soporte dúplex para empotrar con salida agua</p>	<p>AT180CR AT180ON AT180BR AT180NI AT180OL AT180NN</p>	
	<p>Presa acqua da parete <i>Concealed water outlet</i> Salida agua para empotrar</p>	<p>AT181CR AT181ON AT181BR AT181NI AT181OL AT181NN</p>	
	<p>Doccetta "A" <i>Handset type A</i> Ducha tipo A</p>	<p>AT183CR AT183ON AT183BR AT183NI AT183OL AT183NN</p>	
	<p>Doccetta "B" <i>Handset type B</i> Ducha tipo B</p>	<p>AT184CR AT184ON AT184BR AT184NI AT184OL AT184NN</p>	



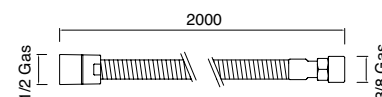
Flessibile 1/2" Fx1/2" F conico L=1500mm
Hose 1/2" Fx1/2" F L=1500mm
 Flexible 1/2" Fx1/2" F cónico L=1500mm

AT188-1500CR
 AT188-1500ON
 AT188-1500BR
 AT188-1500NI
 AT188-1500OL
 AT188-1500NN



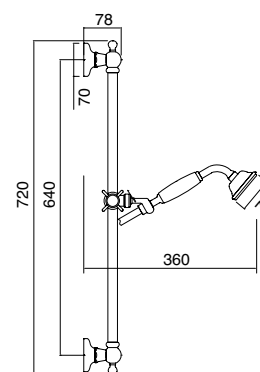
Flessibile 1/2" Fx1/2" F conico L=2000 mm
Hose 1/2" Fx1/2" F L=2000 mm
 Flexible 1/2" Fx1/2" F cónico L=2000mm

AT188-2000CR
 AT188-2000ON
 AT188-2000BR
 AT188-2000NI
 AT188-2000OL
 AT188-2000NN



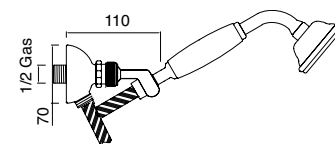
Asta doccia saliscendi c/flessibile e doccetta
Showers set with sliding rail, hose and handset
 Grupo ducha con columna, flexible y ducha

AT185CR
 AT185ON
 AT185BR
 AT185NI
 AT185OL
 AT185NN



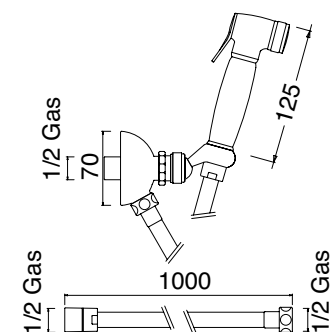
Doccetta A completa di flessibile 1000mm
 e gancio con erogazione acqua
*Handset with 1000mm hose and swivel wall
 bracket with water outlet*
 Ducha con flexible mm1000 y soporte
 con salida agua


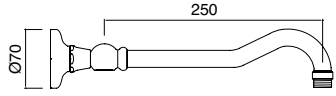

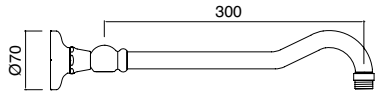

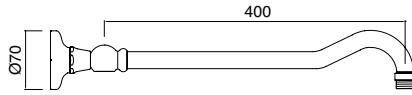

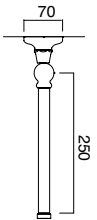

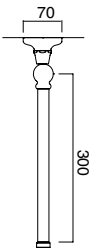

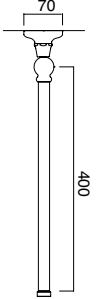
AT186CR
 AT186ON
 AT186BR
 AT186NI
 AT186OL
 AT186NN



Doccetta shut-off completa di flessibile 1000mm
 e gancio con erogazione
*Shut-off handset with 1000mm hose and swivel
 wall bracket with water outlet*
 Ducha shut-off con flexible 1000mm
 y soporte con salida agua

AT187CR
 AT187ON
 AT187BR
 AT187NI
 AT187OL
 AT187NN

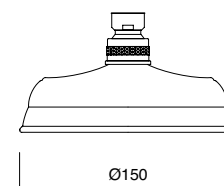


	<p>Braccio doccia L=250mm <i>Shower arm 250mm</i> Braço ducha 250mm</p>	<p>AT133-250CR AT133-250ON AT133-250BR AT133-250NI AT133-250OL AT133-250NN</p>	
	<p>Braccio doccia L=300mm <i>Shower arm 300mm</i> Braço ducha 300mm</p>	<p>AT133-300CR AT133-300ON AT133-300BR AT133-300NI AT133-300OL AT133-300NN</p>	
	<p>Braccio doccia L=400mm <i>Shower arm 400mm</i> Braço ducha 400mm</p>	<p>AT133-400CR AT133-400ON AT133-400BR AT133-400NI AT133-400OL AT133-400NN</p>	
	<p>Braccio doccia da soffitto L=250mm <i>Ceiling shower arm 250mm</i> brazo de ducha de techo L=250mm</p>	<p>AT134-250CR AT134-250ON AT134-250BR AT134-250NI AT134-250OL AT134-250NN</p>	
	<p>Braccio doccia da soffitto L=300mm <i>Ceiling shower arm 300mm</i> brazo de ducha de techo L=300mm</p>	<p>AT134-300CR AT134-300ON AT134-300BR AT134-300NI AT134-300OL AT134-300NN</p>	
	<p>Braccio doccia da soffitto L=400mm <i>Ceiling shower arm 400mm</i> brazo de ducha de techo L=400mm</p>	<p>AT134-400CR AT134-400ON AT134-400BR AT134-400NI AT134-400OL AT134-400NN</p>	



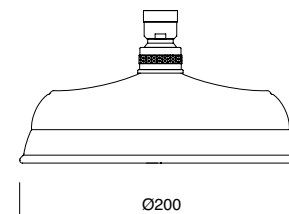
Soffione Ø150mm con snodo
Shower head Ø150mm
 Rociador con unión Ø150 mm

AT132-150CR
 AT132-150ON
 AT132-150BR
 AT132-150NI
 AT132-150OL
 AT132-150NN



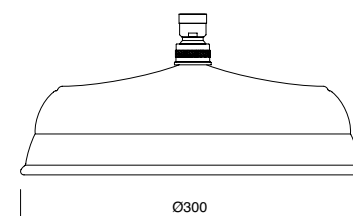
Soffione Ø200mm con snodo
Shower head Ø200mm
 Rociador con unión Ø200 mm

AT132-200CR
 AT132-200ON
 AT132-200BR
 AT132-200NI
 AT132-200OL
 AT132-200NN



Soffione Ø300mm con snodo
Shower head Ø300mm
 Rociador con unión Ø300 mm

AT132-300CR
 AT132-300ON
 AT132-300BR
 AT132-300NI
 AT132-300OL
 AT132-300NN



Sovrapprezzo per ugelli in silicone
 per soffioni
*Price adjustment for silicon nozzles
 for shower heads*
 Sobrepeso por boquillas de silicona
 para rociadores

Ø150/200/300



Coppia di colonne per gruppo vasca pavimento
Pair of columns for free standing bath mixer
 Par de columnas por grupo bañera

ATP116CCR
 ATP116CON
 ATP116CBR
 ATP116CNI
 ATP116COL
 ATP116CNN



Monocomando doccia
da incasso
Manual built in shower valve
Monomando ducha
para empotrar

leva bianca *_white lever_* palanca blanca

LI2070BCR
LI2070BON
LI2070BBR
LI2070BNI
LI2070BOL
LI2070BNN

leva nera *_black lever_* palanca negra

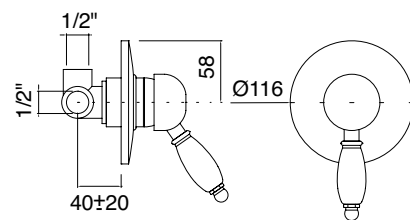
LI2070NCR
LI2070NON
LI2070NBR
LI2070NNI
LI2070NOL
LI2070NNN

leva metallo *_metal lever_* palanca metal

LI2070MCR
LI2070MON
LI2070MBR
LI2070MNI
LI2070MOL
LI2070MNN

leva Swarovski *_Swarovski lever_* palanca Swarovski

LI2070SCR
LI2070SON
LI2070SBR
LI2070SNI
LI2070SOL
LI2070SNN



Monocomando doccia
da incasso con deviatore
*Manual built in shower valve
with diverter*
Monomando ducha para
empotrar con desviador

leva bianca *_white lever_* palanca blanca

LI2062BCR
LI2062BON
LI2062BBR
LI2062BNI
LI2062BOL
LI2062BNN

leva nera *_black lever_* palanca negra

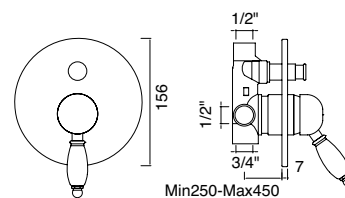
LI2062NCR
LI2062NON
LI2062NBR
LI2062NNI
LI2062NOL
LI2062NNN

leva metallo *_metal lever_* palanca metal

LI2062MCR
LI2062MON
LI2062MBR
LI2062MNI
LI2062MOL
LI2062MNN

leva Swarovski *_Swarovski lever_* palanca Swarovski

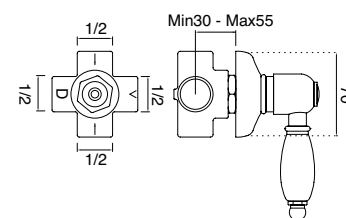
LI2062SCR
LI2062SON
LI2062SBR
LI2062SNI
LI2062SOL
LI2062SNN





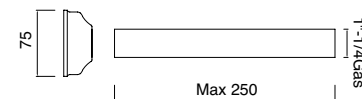
Deviatore da incasso a 4 vie
Concealed diverter 4 ways
Desviador para empotrar en 4 vías

AT193CR
AT193ON
AT193BR
AT193NI
AT193OL
AT193NN



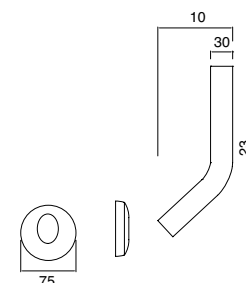
Canotto WC con rosone
Tube with rosette for WC
Tubo con rosetón para inodoro

AT202CR
AT202ON
AT202BR
AT202NI
AT202OL
AT202NN



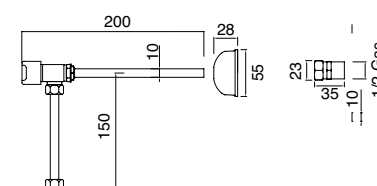
Canotto a 45° con rosone per cassetta alta
Tube at 45° with rosette for high cistern
Tubo a 45° con rosetón para cisterna alta

AT203CR
AT203ON
AT203BR
AT203NI
AT203OL
AT203NN



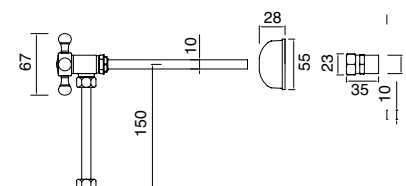
Rubinetto di adduzione acqua
per cassette esterne in ceramica
Tap for external ceramic cisterns
Grifo toma de agua para cisternas
exteriores cerámicas

AT78CR
AT78ON
AT78BR
AT78NI
AT78OL
AT78NN



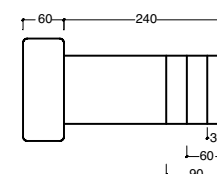
Rubinetto di adduzione acqua
per cassette esterne in ceramica
Tap for external ceramic cisterns
Grifo toma de agua para cisternas
exteriores cerámicas

AT77CR
AT77ON
AT77BR
AT77NI
AT77OL
AT77NN



Raccordo ceramico per wc scarico a parete
Extended pan connector (ceramic)
Racor ceramico para inodoros salida pared

AT204A mm 300
bianco *white* blanco
AT204AN mm 300
nero *black* negro



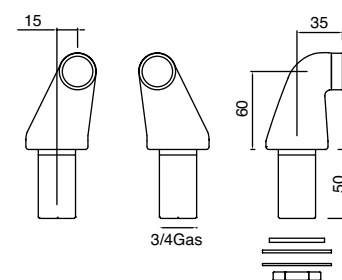
Ghiera in ceramica per raccordo ceramico
Wall ceramic rim for pan connector
Ferula en ceramica por racor inodoro

AT206
bianco *white* blanco
AT206N
nero *black* negro



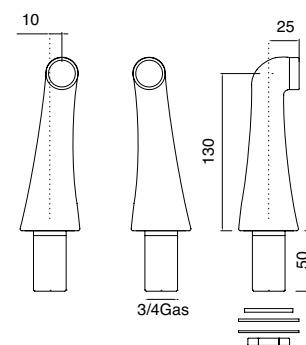
Coppia raccordi per bordovasca H=60mm
Pillar connections for deck mounted bath shower mixer H 60mm (pair)
 Racor vertical para grupo borde bañera H 60mm (pares)

AT178-60CR
 AT178-60ON
 AT178-60BR
 AT178-60NI
 AT178-60OL
 AT178-60NN



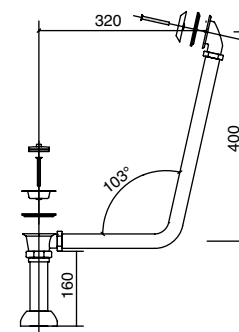
Coppia raccordi per bordovasca H=130mm
Pillar connections for deck mounted bath shower mixer H 130mm (pair)
 Racor vertical para grupo borde bañera H 130mm (pares)

AT178-130CR
 AT178-130ON
 AT178-130BR
 AT178-130NI
 AT178-130OL
 AT178-130NN



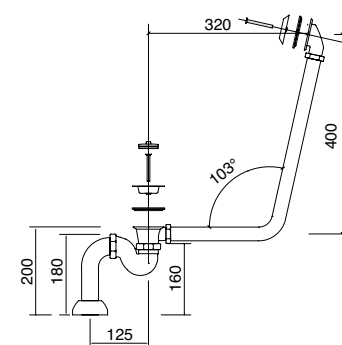
Colonna scarico vasca a vista con troppo pieno e catenella
Exposed bath waste & overflow complete with solid brass plug & chain
 Columna de desagüe exterior completa de valvula

AT80/ECR
 AT80/EON
 AT80/EBR
 AT80/ENI
 AT80/EOL
 AT80/ENN



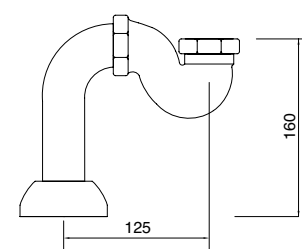
Colonna scarico vasca a vista con sifone ad 'S', troppo pieno e catenella
Exposed bath waste & overflow complete with solid brass plug & chain with classic 'S' trap
 Columna de desagüe exterior completa de valvula y sifón en 'S'

AT80/ESCR
 AT80/ESON
 AT80/ESBR
 AT80/ESNI
 AT80/ESOL
 AT80/ESNN



Sifone vasca a 'S'
Classic 'S' trap for bathtub
 Sifón en 'S' para bañera

AT80/SCR
 AT80/SON
 AT80/SBR
 AT80/SNI
 AT80/SOL
 AT80/SNN



FINITURE • FINISHES • ACABADOS

CR Cromo • Chrome • Cromo	NIO Nichel opaco • Matt Nickel • Níquel mate = NI + 5%
ON Ottone naturale • Natural brass • Latón natural	NIS Nichel spazzolato lucido • Shiny brushed Nickel • níquel cepillado brillante = NI + 10%
BR Bronzo • Bronze • Bronce	OR Oro • Gold • Dorado = OL + 15%
NI Nichel • Nickel • Níquel	ORR Oro rosa • Rose Gold • Dorado rosa = OL + 20%
OL Oro light • English gold • Oro claro	OO Ottone opaco • Matt Brass • Latón mate = OL + 5%
NN Nichel Nero • Black nickel • Níquel negro	RAO Rame opaco • Satin Copper • Cobre mate = OL + 30%
BT Brunito • Burnished • Bruñido = BR	BTS Brunito Scuro Spazzolato opaco • Matt dark brushed burnished • Bruñido escuro cepillado mate = BT + 5%

ISTRUZIONI PER L'UTILIZZO DEL LISTINO



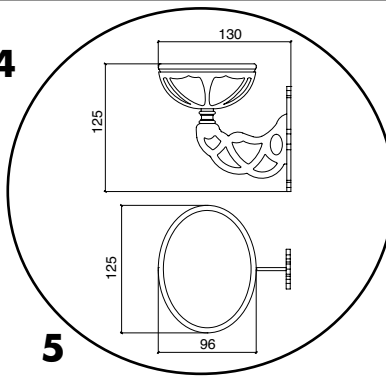
HOW TO USE THIS PRICE LIST • INSTRUCCIONES PARA EL USO DE LA LISTA DE PRECIOS

Esempio ordine: Porta sapone da muro serie CLASSICA in finitura bronzo

Example of order: series CLASSICA Wall mounted soap dish, Burnished finish

Ejemplo de pedido: Jabonera mural serie CLASSICA, acabado Bruñido

Cod.

<p>1</p> 	<p>2</p> <p>Porta sapone da muro Wall mounted soap dish Jabonera mural</p>	<p>3</p> <p>CL100CR CL100ON CL100BR CL100NI CL100OL CL100NN</p>	<p>4</p> 	<p>5</p> 
--	---	---	---	--

1) Immagine del prodotto

Image of product • Imagen del producto

2) Descrizione prodotto

Product description • Descripción producto

3) Finitura del prodotto (BR)

Product finish (BR) • Acabado del producto (BR)

4) Prezzo del prodotto

Product price • Precio del producto

5) Caratteristiche tecniche

Technical features • Características técnicas

NOTE GENERALI • GENERAL INFORMATION • INFORMACIONES GENERALES

I nostri accessori bagno sono realizzati in Italia interamente a mano da esperti artigiani del settore. A differenza di molti altri accessori disponibili ad oggi sul mercato, i nostri sono realizzati in ottone pesante, formati dall'unione di componenti fusi in stampi che rispettano i sistemi artigianali di un tempo, e protetti con uno spesso strato di finitura che spazia dal cromo fino al bronzo. Siamo fieri di poter proporre sul mercato prodotti unici dalle forme e dal design esclusivo Sbordoni. Finiture speciali disponibili su richiesta. (Vedi tabella finiture).

NOVITA' Su richiesta le nostre serie Déco, Calla, Calla Metallo sono disponibili con speciale sistema di incollaggio a muro brevettato "Nie wieder bohren". Con questo sistema non si dovranno forare i rivestimenti per installare gli accessori. Basta ordinare lo specifico kit, uno per ogni attacco a muro (art SBNVB). La tenuta garantita per attacco è di kg 10.

Our beautiful bathroom accessories are wholly manufactured in Italy by very skilled craftsmen. Unlike many other products in the market, ours are made in solid brass, cast in the time-honoured way and protected by a choice of a deep coat of sparkling finishes from chrome to bronze. We are proud to offer unique products made to our exclusive Sbordoni design. Special finishes are available on demand (see finishes chart).

NEWS Upon request our Deco, Calla, Metallic Calla ranges can be purchased with the special patented adhesive system 'Nie wieder bohren'. No drilling will be required and the guaranteed holding power per adapter is 10kg. Remember to add the specific fixing kit (art SBNVB) one for every wall fixing.

Nuestros accesorios son realizados íntegramente a mano por expertos artesanos en Italia. A diferencia de muchos otros productos, que se pueden encontrar en el mercado, nuestros accesorios son hechos con componentes en latón pesado, fundidos en moldes que respetan los sistemas productivos artesanales de hace muchos años. Están protegidos con una gruesa capa de diferentes tipos de acabado, desde el cromo hasta el bronce. Estamos orgullosos de poder ofrecer productos únicos conformes a nuestro diseño exclusivo Sbordoni. Acabados especiales están disponibles sobre demanda. (vea tabla interior => acabados)

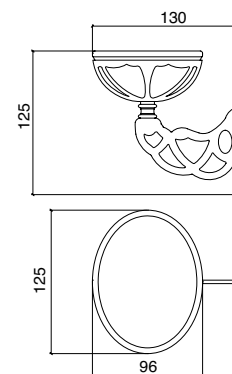
Novedad! Por demanda nuestras series Déco, Calla, Calla Metal están disponibles con el sistema de fijación sin taladro „nie wieder bohren“. Con este sistema ya no es necesario taladrar para instalar los accesorios de muro. Se debe pedir el kit de fijación sin taladro (art SBNVB), un kit para cada punto de fijación al muro. La fuerza de resistencia permanente es de 10 kg por cada punto de fijación.





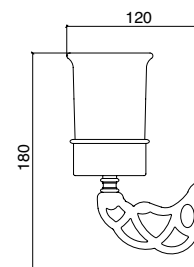
Porta sapone da muro
Wall mounted soap dish
Jabonera mural

CL100CR
CL100ON
CL100BR
CL100NI
CL100OL
CL100NN



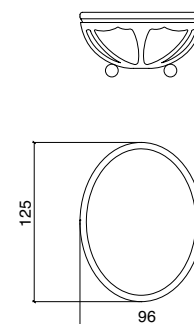
Porta spazzolino da muro
Wall mounted tumbler
Porta cepillos mural

CL101CR
CL101ON
CL101BR
CL101NI
CL101OL
CL101NN




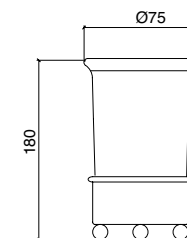
Porta sapone da appoggio
Freestanding soap dish
Jabonera

CL200CR
CL200ON
CL200BR
CL200NI
CL200OL
CL200NN



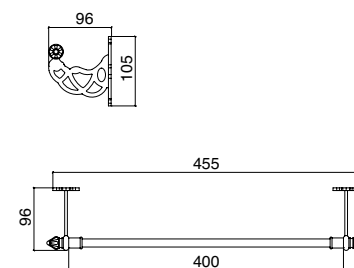
Porta bicchiere da appoggio
Free standing tumbler
Porta cepillos


CL201CR
CL201ON
CL201BR
CL201NI
CL201OL
CL201NN



Porta salviette singolo cm 40
Wall mounted single towel rail holder cm 40
Toallero mural cm 40

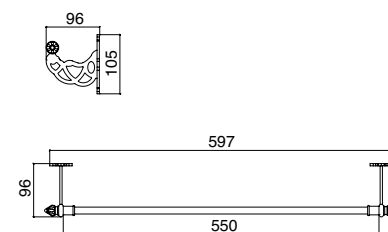
CL103CR
CL103ON
CL103BR
CL103NI
CL103OL
CL103NN





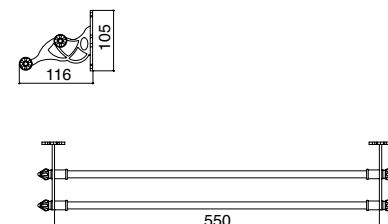
Porta salviette cm 55
Wall mounted single towel rail holder cm 55
Toallero mural cm 55

CL103ACR
 CL103AON
 CL103ABR
 CL103ANI
 CL103AOL
 CL103ANN




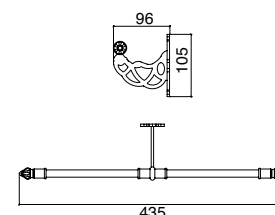
Porta salviette doppio cm 55
Wall mounted double towel rail holder cm 55
Toallero mural doble cm 55

CL104CR
 CL104ON
 CL104BR
 CL104NI
 CL104OL
 CL104NN



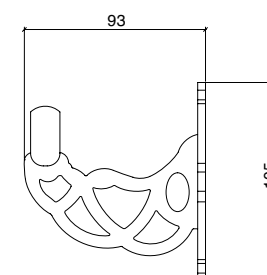
Porta salviette bidet cm 42,5
Wall mounted bidet towel rail cm 42,5
Toallero mural bidé cm 42,5

CL105CR
 CL105ON
 CL105BR
 CL105NI
 CL105OL
 CL105NN



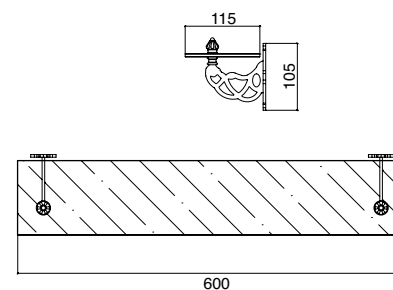
Appendiabiti singolo
Wall mounted robe hook
Colgador

CL107CR
 CL107ON
 CL107BR
 CL107NI
 CL107OL
 CL107NN



Mensola
Wall mounted glass shelf
Estante con cristal

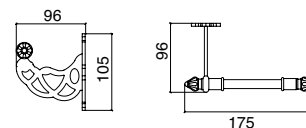
CL109CR
 CL109ON
 CL109BR
 CL109NI
 CL109OL
 CL109NN





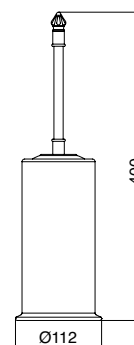
Porta rotolo da muro
Wall mounted toilet roll holder
Porta papel mural

CL102CR
CL102ON
CL102BR
CL102NI
CL102OL
CL102NN



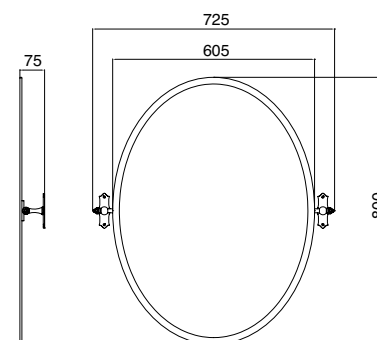
Portascopino da terra
Freestanding toilet brush
Escobillero

CL110CR
CL110ON
CL110BR
CL110NI
CL110OL
CL110NN



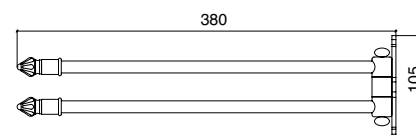
Specchio basculante ovale
con cristallo antifortunistico
Tilting oval bevelled mirror

CL112CR
CL112ON
CL112BR
CL112NI
CL112OL
CL112NN



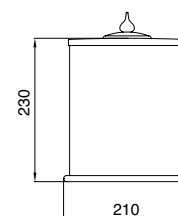
Porta salviette doppio snodato
Wall mounted double folding towel rail holder-
Toallero mural doble

CL204CR
CL204ON
CL204BR
CL204NI
CL204OL
CL204NN



Pattumiera 5l Classica
Dustbin Classica capacity 5l
Cubo de basura 5L

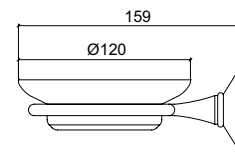
FL090CR
FL090ON
FL090BR
FL090NI
FL090OL
FL090NN





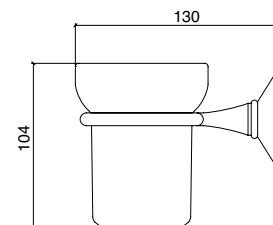
Porta sapone da muro
Wall mounted soap dish
Jabonera mural

FL100CR
 FL100ON
 FL100BR
 FL100NI
 FL100OL
 FL100NN



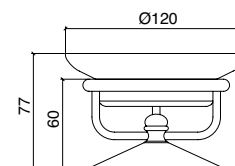
Porta spazzolino da muro
Wall mounted tumbler
Porta cepillos mural
Porta cepillos mural

FL101CR
 FL101ON
 FL101BR
 FL101NI
 FL101OL
 FL101NN



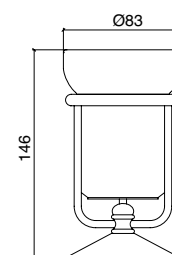
Porta sapone da appoggio
Freestanding soap dish
Jabonera

FL200CR
 FL200ON
 FL200BR
 FL200NI
 FL200OL
 FL200NN



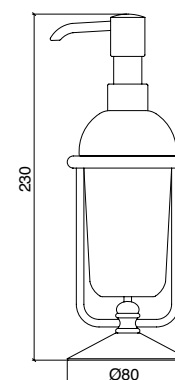
Porta bicchiere da appoggio
Free standing tumbler
Porta cepillos

FL201CR
 FL201ON
 FL201BR
 FL201NI
 FL201OL
 FL201NN



Porta dispenser da appoggio
Free standing soap dispenser
Dispenser sabon liquido

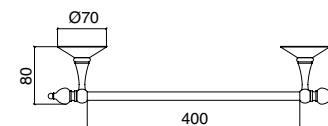
FL202CR
 FL202ON
 FL202BR
 FL202NI
 FL202OL
 FL202NN





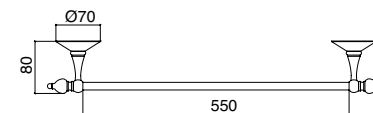
Porta salviette singolo cm 40
 Wall mounted single towel rail holder cm 40
 Toallero mural cm 40

FL103CR
 FL103ON
 FL103BR
 FL103NI
 FL103OL
 FL103NN



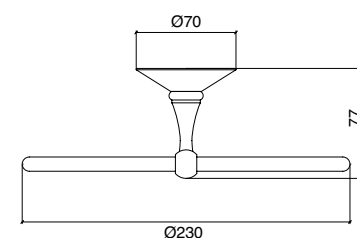
Porta salviette cm 55
 Wall mounted single towel rail holder cm 55
 Toallero mural cm 55

FL103ACR
 FL103AON
 FL103ABR
 FL103ANI
 FL103AOL
 FL103ANN



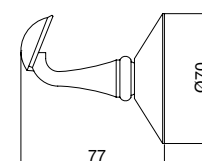
Porta salviette Anello
 Wall mounted towel ring
 Toallero mural redondo

FL106CR
 FL106ON
 FL106BR
 FL106NI
 FL106OL
 FL106NN



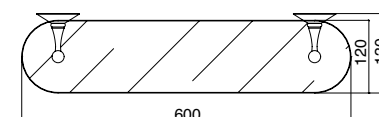
Appendiabiti singolo
 Wall mounted robe hook
 Colgador

FL107CR
 FL107ON
 FL107BR
 FL107NI
 FL107OL
 FL107NN



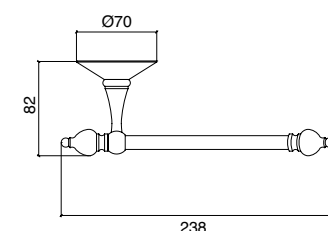
Mensola
 Wall mounted glass shelf
 Estante con cristal

FL109CR
 FL109ON
 FL109BR
 FL109NI
 FL109OL
 FL109NN



Porta rotolo da muro
 Wall mounted toilet roll holder
 Porta papel mural

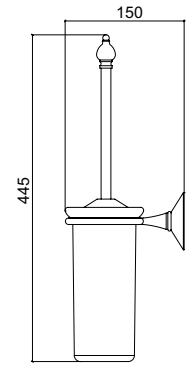
FL102CR
 FL102ON
 FL102BR
 FL102NI
 FL102OL
 FL102NN





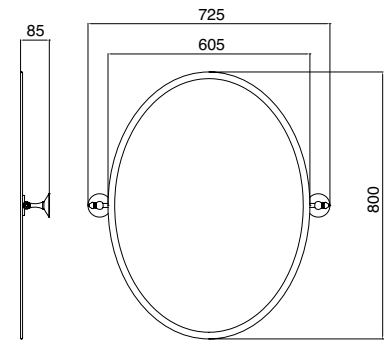
Portascopino da muro
Wall mounted toilet brush
Escobillero mural

FL111CR
FL111ON
FL111BR
FL111NI
FL111OL
FL111NN



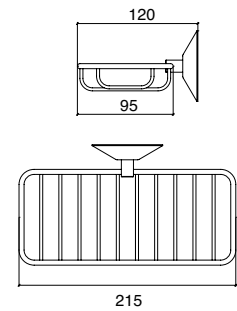
Specchio basculante ovale
con cristallo antifortunistico
Espejo basculante oval

FL112CR
FL112ON
FL112BR
FL112NI
FL112OL
FL112NN



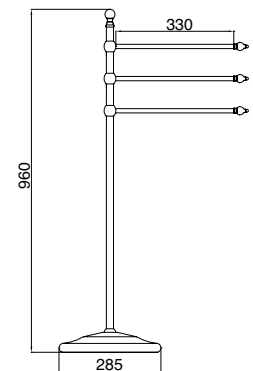
Cestello porta sapone vasca/doccia piccolo
Small shower/bath rack
Jabonera mural ducha/bañera pequeña

FL114CR
FL114ON
FL114BR
FL114NI
FL114OL
FL114NN



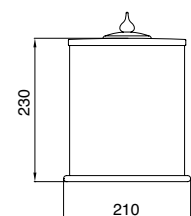
Piantana tre bracci
Freestanding towel rail
Pedestal con toallero

FL127CR
FL127ON
FL127BR
FL127NI
FL127OL
FL127NN



Pattumiera 5l Flora
Dustbin Flora capacity 5l
Cubo de basura 5L

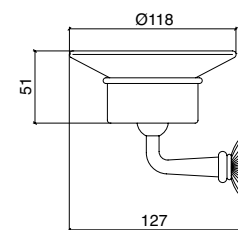
FL090CR
FL090ON
FL090BR
FL090NI
FL090OL
FL090NN





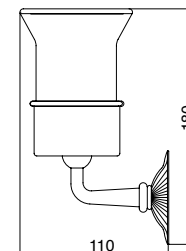
Porta sapone da muro
Wall mounted soap dish
Jabonera mural

SA100CR
 SA100ON
 SA100BR
 SA100NI
 SA100OL
 SA100NN



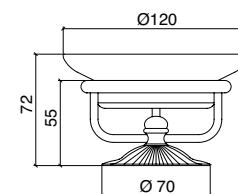
Porta spazzolino da muro
Wall mounted tumbler
Porta cepillos mural

SA101CR
 SA101ON
 SA101BR
 SA101NI
 SA101OL
 SA101NN



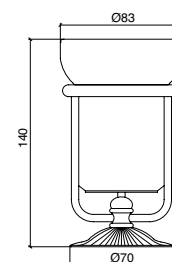
Porta sapone da appoggio
Freestanding soap dish
Jabonera

SA200CR
 SA200ON
 SA200BR
 SA200NI
 SA200OL
 SA200NN



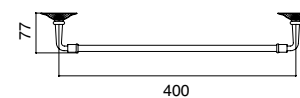
Porta bicchiere da appoggio
Free standing tumbler
Porta cepillos

SA201CR
 SA201ON
 SA201BR
 SA201NI
 SA201OL
 SA201NN



Porta salviette singolo cm 40
Wall mounted single towel rail holder cm 40
Toallero mural cm 40

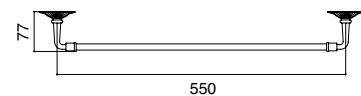
SA103CR
 SA103ON
 SA103BR
 SA103NI
 SA103OL
 SA103NN





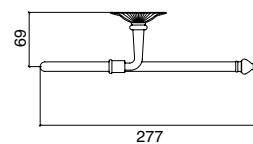
Porta salviette cm 55
 Wall mounted single towel rail holder cm 55
 Toallero mural cm 55

SA103ACR
 SA103AON
 SA103ABR
 SA103ANI
 SA103AOL
 SA103ANN



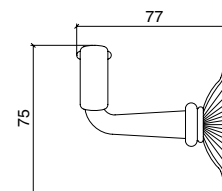
Porta salviette bidet
 Wall mounted bidet towel rail
 Toallero mural bidé

SA105CR
 SA105ON
 SA105BR
 SA105NI
 SA105OL
 SA105NN




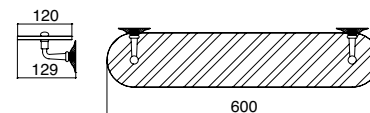
Appendiabiti singolo
 Wall mounted robe hook
 Colgador

SA107CR
 SA107ON
 SA107BR
 SA107NI
 SA107OL
 SA107NN



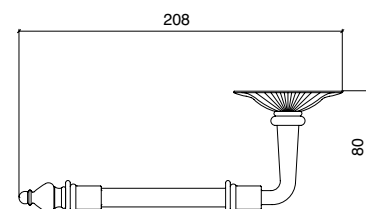
Mensola
 Wall mounted glass shelf
 Estante con cristal

SA109CR
 SA109ON
 SA109BR
 SA109NI
 SA109OL
 SA109NN



Porta rotolo da muro
 Wall mounted toilet roll holder
 Porta papel mural

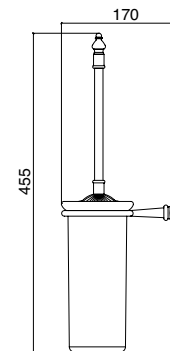
SA102CR
 SA102ON
 SA102BR
 SA102NI
 SA102OL
 SA102NN





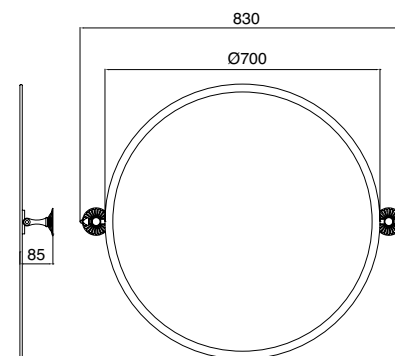
Portascopino da muro
 Wall mounted toilet brush
 Escobillero mural

SA111CR
 SA111ON
 SA111BR
 SA111NI
 SA111OL
 SA111NN



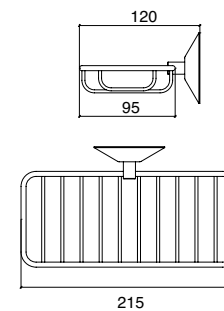
Specchio basculante tondo
 con cristallo antifortunistico
 Tilting round bevelled mirror
 Espejo basculante redondo

SA113CR
 SA113ON
 SA113BR
 SA113NI
 SA113OL
 SA113NN



Cestello porta sapone vasca/doccia piccolo
 Small shower/bath rack
 Jabonera mural ducha/bañera pequeña

SA114CR
 SA114ON
 SA114BR
 SA114NI
 SA114OL
 SA114NN



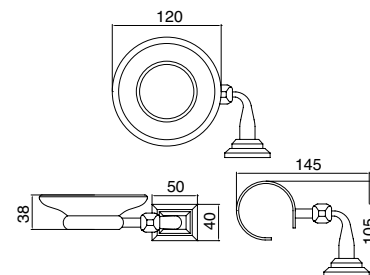
Kit incollaggio a muro con un adattatore
 Adhesive kit with one adaptor
 Sistema de pegamento con un adaptador

SBNVB



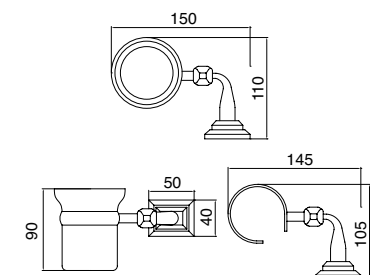
Porta sapone da muro
con bicchiere in vetro satinato
*Wall mounted soap dish
with satin glass*
Porta cepillos mural
con vaso en vidrio esmerilado

DN100CR
DN100ON
DN100BR
DN100NI
DN100OL
DN100NN



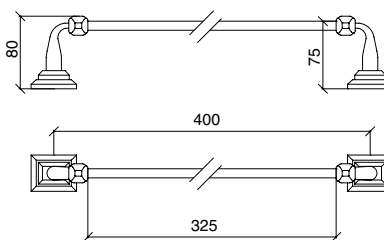
Porta sapone da muro
con bicchiere in vetro satinato
*Wall mounted tumbler
with satin glass*
Porta cepillos mural
con vaso en vidrio esmerilado

DN101CR
DN101ON
DN101BR
DN101NI
DN101OL
DN101NN



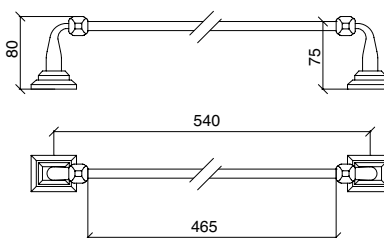
Porta salviette singolo cm 40
Wall mounted single towel holder cm40
Toallero mural cm 40

DN103CR
DN103ON
DN103BR
DN103NI
DN103OL
DN103NN



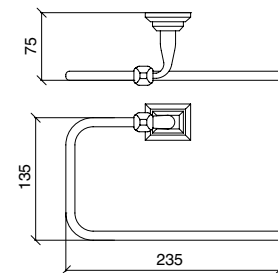
Porta salviette singolo cm 55
Wall mounted single towel holder cm55
Toallero mural cm 55

DN103ACR
DN103AON
DN103ABR
DN103ANI
DN103AOL
DN103ANN



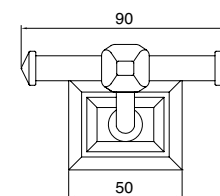
Porta salviette bidet
Wall mounted bidet towel rail
Toallero mural bidé


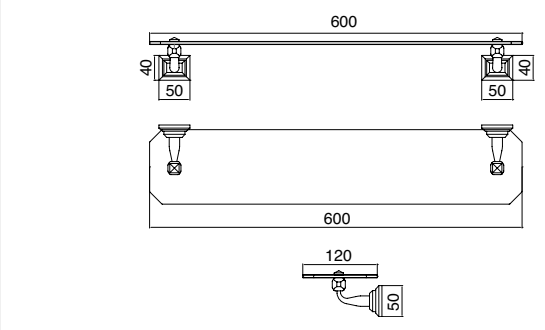

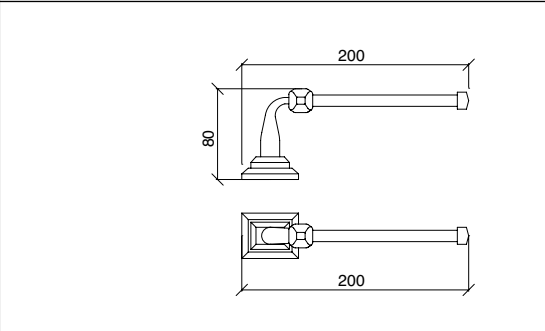

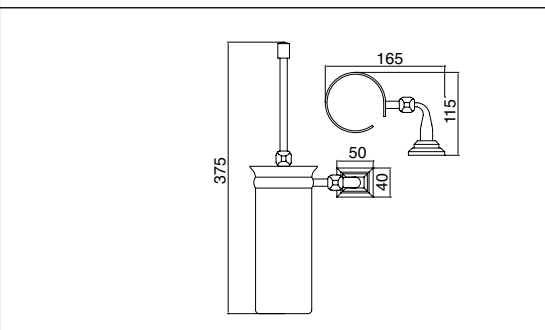

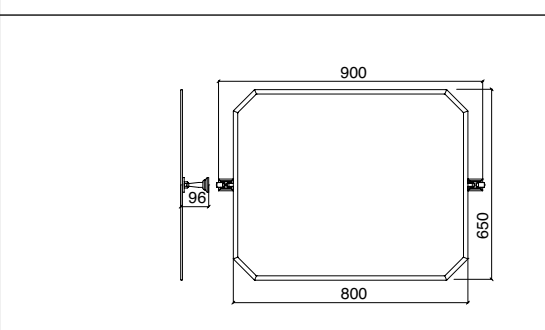

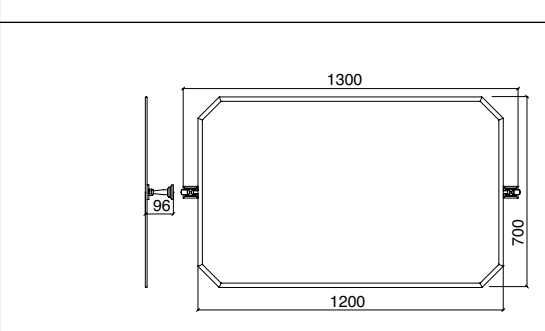
DN105CR
DN105ON
DN105BR
DN105NI
DN105OL
DN105NN



Appendi abito
Wall mounted robe hook
Colgador

DN107CR
DN107ON
DN107BR
DN107NI
DN107OL
DN107NN



	<p>Mensola <i>Wall mounted glass shelf</i> <i>Estante con cristal</i></p>	<p>DN109CR DN109ON DN109BR DN109NI DN109OL DN109NN</p>	
	<p>Porta rotolo da muro <i>Wall mounted toilet roll holder</i> <i>Porta papel mural</i></p>	<p>DN102CR DN102ON DN102BR DN102NI DN102OL DN102NN</p>	
	<p>Portascopino da muro con portascopino in vetro satinato <i>Wall mounted toilet brush</i> <i>with satin glass</i> Escobillero mural con vaso en vidrio esmerilado</p>	<p>DN111CR DN111ON DN111BR DN111NI DN111OL DN111NN</p>	
	<p>Specchio basculante ottagonale bisellato <i>Tilting octagonal bevelled mirror</i> Espejo basculante octogonal</p>	<p>DN113ACR DN113AON DN113ABR DN113ANI DN113AOL DN113ANN</p>	
	<p>Specchio basculante ottagonale bisellato <i>Tilting octagonal bevelled mirror</i> Espejo basculante octogonal</p>	<p>DN113BCR DN113BON DN113BBR DN113BNI DN113BOL DN113BNN</p>	



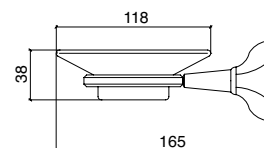
Porta sapone da muro
Wall mounted soap dish
Jabonera mural

metallo_metal_metal

DE100CR
 DE100ON
 DE100BR
 DE100NI
 DE100OL
 DE100NN

bianco_white_blanco

DE100CCR
 DE100CON
 DE100CBR
 DE100CNI
 DE100COL
 DE100CNN



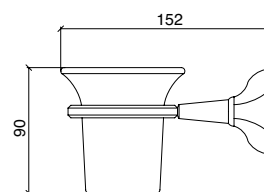
Porta spazzolino da muro
Wall mounted tumbler
Porta cepillos mural
Porta cepillos mural

metallo_metal_metal

DE101CR
 DE101ON
 DE101BR
 DE101NI
 DE101OL
 DE101NN

bianco_white_blanco

DE101CCR
 DE101CON
 DE101CBR
 DE101CNI
 DE101COL
 DE101CNN




Porta salviette singolo cm 40
Wall mounted single towel rail holder cm 40
Toallero mural cm 40

metallo_metal_metal

DE103CR
 DE103ON
 DE103BR
 DE103NI
 DE103OL
 DE103NN

bianco_white_blanco

DE103CCR
 DE103CON
 DE103CBR
 DE103CNI
 DE103COL
 DE103CNN




Porta salviette cm 55
Wall mounted single towel rail holder cm 55
Toallero mural cm 55

metallo_metal_metal

DE103ACR
 DE103AON
 DE103ABR
 DE103ANI
 DE103AOL
 DE103ANN

bianco_white_blanco

DE103ACCR
 DE103ACON
 DE103ACBR
 DE103ACNI
 DE103ACOL
 DE103ACNN





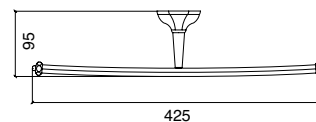
Porta salviette bidet
Wall mounted bidet towel rail
Toallero mural bidé

metallo_metal_metal

DE105CR
DE105ON
DE105BR
DE105NI
DE105OL
DE105NN

bianco_white_bianco

DE105CCR
DE105CON
DE105CBR
DE105CNI
DE105COL
DE105CNN



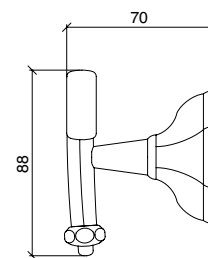
Appendiabiti singolo
Wall mounted robe hook
Colgador

metallo_metal_metal

DE107CR
DE107ON
DE107BR
DE107NI
DE107OL
DE107NN

bianco_white_bianco

DE107CCR
DE107CON
DE107CBR
DE107CNI
DE107COL
DE107CNN



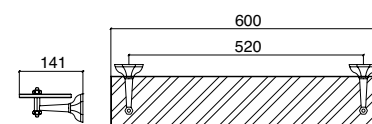
Mensola
Wall mounted glass shelf
Estante con cristal

metallo_metal_metal

DE109CR
DE109ON
DE109BR
DE109NI
DE109OL
DE109NN

bianco_white_bianco

DE109CCR
DE109CON
DE109CBR
DE109CNI
DE109COL
DE109CNN



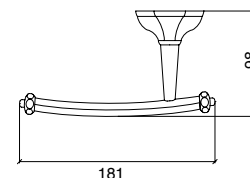
Porta rotolo da muro
Wall mounted toilet roll holder
Porta papel mural

metallo_metal_metal

DE102CR
DE102ON
DE102BR
DE102NI
DE102OL
DE102NN

bianco_white_bianco

DE102CCR
DE102CON
DE102CBR
DE102CNI
DE102COL
DE102CNN





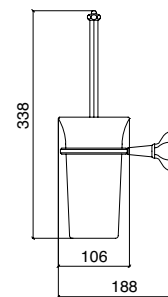
Portascopino da muro
Wall mounted toilet brush
Escobillero mural

metallo_metal_metal

DE111CR
 DE111ON
 DE111BR
 DE111NI
 DE111OL
 DE111NN

bianco_white_blanco

DE111CCR
 DE111CON
 DE111CBR
 DE111CNI
 DE111COL
 DE111CNN



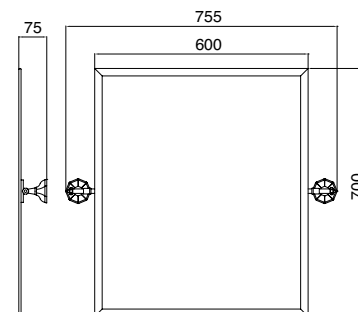
Specchio basculante quadrato
 con cristallo antifornitistico
Tilting square bevelled mirror
Espejo basculante cuadrado

metallo_metal_metal

DE113ACR
 DE113AON
 DE113ABR
 DE113ANI
 DE113AOL
 DE113ANN

bianco_white_blanco

DE113ACCR
 DE113ACON
 DE113ACBR
 DE113ACNI
 DE113ACOL
 DE113ACNN



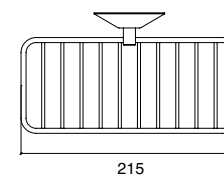
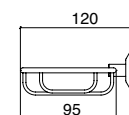
Cestello porta sapone vasca/doccia piccolo
Small shower/bath rack
Jabonera mural ducha/bañera pequeña

metallo_metal_metal

DE114CR
 DE114ON
 DE114BR
 DE114NI
 DE114OL
 DE114NN

bianco_white_blanco

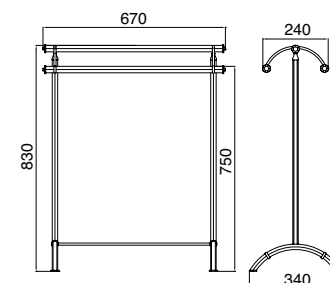
DE114CCR
 DE114CON
 DE114CBR
 DE114CNI
 DE114COL
 DE114CNN



Piantana a capretta Déco
Déco free standing towel rail
Toallero Déco triple de apoyo

metallo_metal_metal

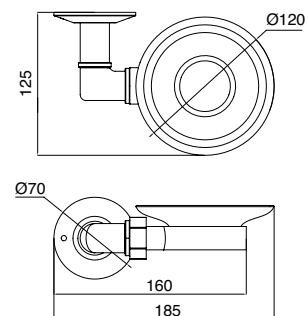
DE130CR
 DE130ON
 DE130BR
 DE130NI
 DE130OL
 DE130NN





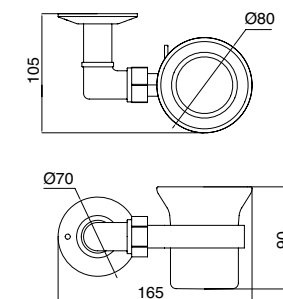
Porta sapone da muro
Wall mounted soap dish
Jabonera mural

NY100CR
NY100ON
NY100BR
NY100NI
NY100OL
NY100NN



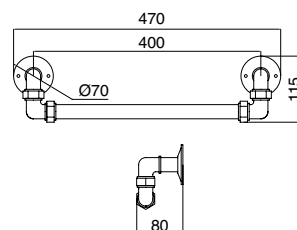
Porta spazzolino da muro
Wall mounted tumbler
Porta cepillos mural

NY101CR
NY101ON
NY101BR
NY101NI
NY101OL
NY101NN



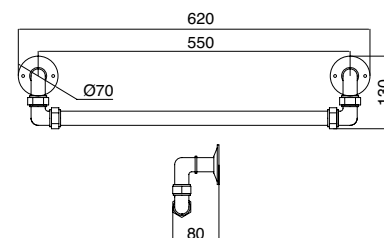
Porta salviette singolo cm 40
Wall mounted single towel rail holder 40cm
Toallero mural cm 40

NY103CR
NY103ON
NY103BR
NY103NI
NY103OL
NY103NN



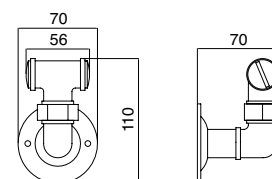
Porta salviette singolo cm 55
Wall mounted single towel rail holder 55cm
Toallero mural cm 55

NY103ACR
NY103AON
NY103ABR
NY103ANI
NY103AOL
NY103ANN



Appendiabiti singolo
Wall mounted robe hook
Colgador

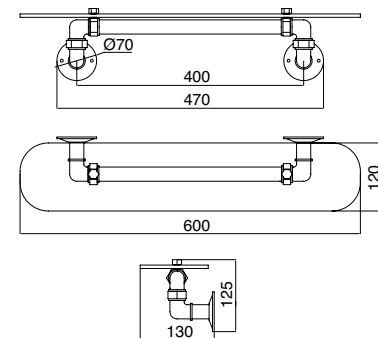
NY107CR
NY107ON
NY107BR
NY107NI
NY107OL
NY107NN





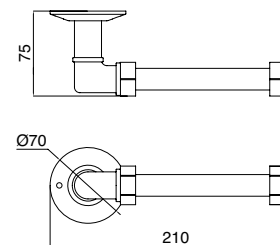
Mensola
Wall mounted glass shelf
Estante con cristal

NY109CR
NY109ON
NY109BR
NY109NI
NY109OL
NY109NN



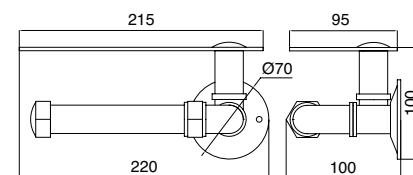
Porta rotolo da muro
Wall mounted toilet roll holder
Porta papel mural

NY102CR
NY102ON
NY102BR
NY102NI
NY102OL
NY102NN



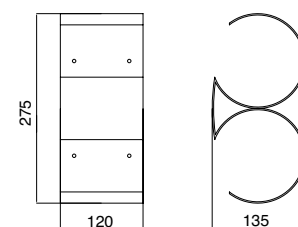
Porta rotolo da muro con porta telefono
Wall mounted toilet roll holder with phone shelf
Porta papel mural con soporte movil

NY302CR
NY302ON
NY302BR
NY302NI
NY302OL
NY302NN



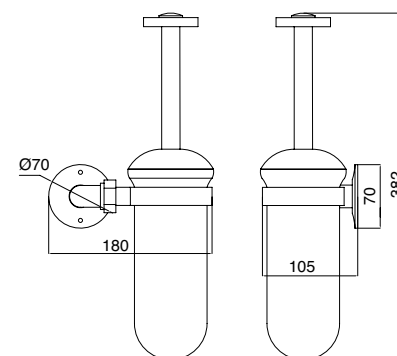
Porta rotolo di riserva
Spare roll holder
Porta papel de repuesto

NY402CR
NY402ON
NY402BR
NY402NI
NY402OL
NY402NN



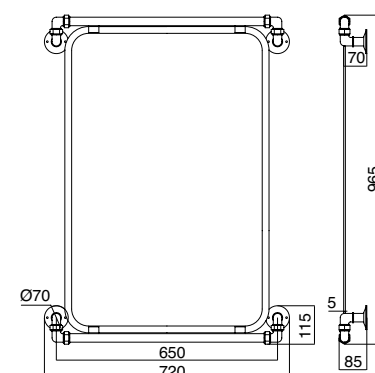
Portascopino da muro
Wall mounted toilet brush
Escobillero mural

NY111CR
NY111ON
NY111BR
NY111NI
NY111OL
NY111NN



Specchio a muro fisso New York
New York wall hung fixed mirror
Espejo mural fijo New York

NY313CR
NY313ON
NY313BR
NY313NI
NY313OL
NY313NN



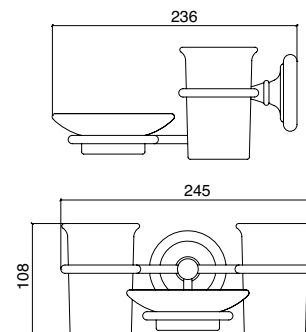


Porta spazzolini doppio e porta sapone singolo
Wall mounted double tumbler and soap dish
 Porta cepillos doble y jabonera mural

bianco *white* blanco
 KA098CR
 KA098ON
 KA098BR
 KA098NI
 KA098OL
 KA098NN

nero *black* negro
 KA098NCR
 KA098NON
 KA098NBR
 KA098NNI
 KA098NOL
 KA098NNN

metallo *metal* metal
 KA098MCR
 KA098MON
 KA098MBR
 KA098MNI
 KA098MOL
 KA098MNN

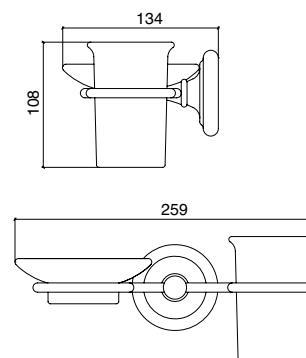


Porta sapone e porta spazzolino da muro
Wall mounted tumbler and soap dish
 Porta cepillos y jabonera mural

bianco *white* blanco
 KA099CR
 KA099ON
 KA099BR
 KA099NI
 KA099OL
 KA099NN

nero *black* negro
 KA099NCR
 KA099NON
 KA099NBR
 KA099NNI
 KA099NOL
 KA099NNN

metallo *metal* metal
 KA099MCR
 KA099MON
 KA099MBR
 KA099MNI
 KA099MOL
 KA099MNN

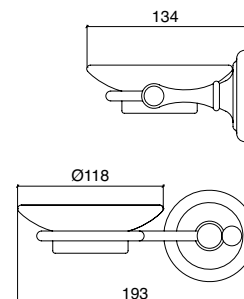


Porta sapone da muro
Wall mounted soap dish
 Jabonera mural

bianco *white* blanco
 KA100CR
 KA100ON
 KA100BR
 KA100NI
 KA100OL
 KA100NN

nero *black* negro
 KA100NCR
 KA100NON
 KA100NBR
 KA100NNI
 KA100NOL
 KA100NNN

metallo *metal* metal
 KA100MCR
 KA100MON
 KA100MBR
 KA100MNI
 KA100MOL
 KA100MNN




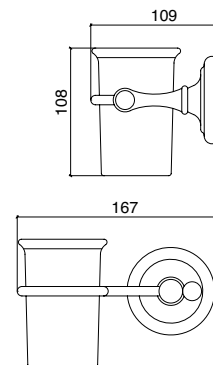


Porta spazzolino da muro
 Wall mounted tumbler
 Porta cepillos mural
 Porta cepillos mural

bianco *white* blanco
 KA101CR
 KA101ON
 KA101BR
 KA101NI
 KA101OL
 KA101NN

nero *black* negro
 KA101NCR
 KA101NON
 KA101NBR
 KA101NNI
 KA101NOL
 KA101NNN

metallo *metal* metal
 KA101MCR
 KA101MON
 KA101MBR
 KA101MNI
 KA101MOL
 KA101MNN

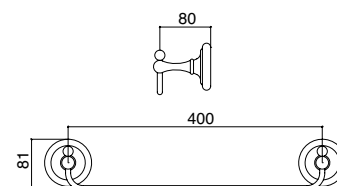


Porta salviette singolo cm 40
 Wall mounted single towel rail holder cm 40
 Toallero mural cm 40

bianco *white* blanco
 KA103CR
 KA103ON
 KA103BR
 KA103NI
 KA103OL
 KA103NN

nero *black* negro
 KA103NCR
 KA103NON
 KA103NBR
 KA103NNI
 KA103NOL
 KA103NNN

metallo *metal* metal
 KA103MCR
 KA103MON
 KA103MBR
 KA103MNI
 KA103MOL
 KA103MNN

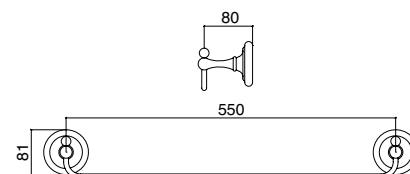


Porta salviette cm 55
 Wall mounted single towel rail holder cm 55
 Toallero mural cm 55

bianco *white* blanco
 KA103ACR
 KA103AON
 KA103ABR
 KA103ANI
 KA103AOL
 KA103ANN

nero *black* negro
 KA103ANCR
 KA103ANON
 KA103ANBR
 KA103ANNI
 KA103ANOL
 KA103ANNN

metallo *metal* metal
 KA103AMCR
 KA103AMON
 KA103AMBR
 KA103AMNI
 KA103AMOL
 KA103AMNN





Porta salviette doppio cm 55
 Wall mounted double towel rail holder cm 55
 Toallero mural doble cm 55

bianco *white* blanco

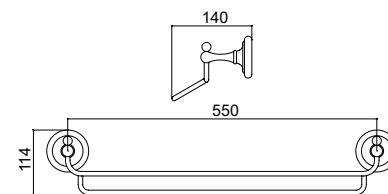
KA104CR
 KA104ON
 KA104BR
 KA104NI
 KA104OL
 KA104NN

nero *black* negro

KA104NCR
 KA104NON
 KA104NBR
 KA104NNI
 KA104NOL
 KA104NNN

metallo *metal* metal

KA104MCR
 KA104MON
 KA104MBR
 KA104MNI
 KA104MOL
 KA104MNN



Porta salviette Anello
 Wall mounted towel ring
 Toallero mural redondo

bianco *white* blanco

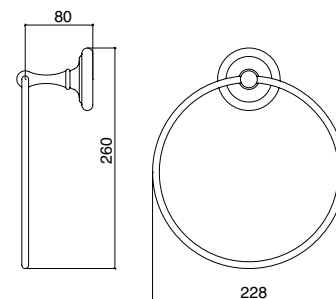
KA106CR
 KA106ON
 KA106BR
 KA106NI
 KA106OL
 KA106NN

nero *black* negro

KA106NCR
 KA106NON
 KA106NBR
 KA106NNI
 KA106NOL
 KA106NNN

metallo *metal* metal

KA106MCR
 KA106MON
 KA106MBR
 KA106MNI
 KA106MOL
 KA106MNN



Appendiabiti singolo
 Wall mounted robe hook
 Colgador

bianco *white* blanco

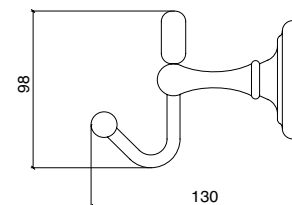
KA107CR
 KA107ON
 KA107BR
 KA107NI
 KA107OL
 KA107NN

nero *black* negro

KA107NCR
 KA107NON
 KA107NBR
 KA107NNI
 KA107NOL
 KA107NNN

metallo *metal* metal

KA107MCR
 KA107MON
 KA107MBR
 KA107MNI
 KA107MOL
 KA107MNN



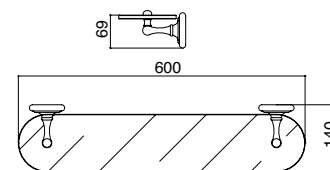


Mensola
Wall mounted glass shelf
Estante con cristal

bianco *white* blanco
KA109CR
KA109ON
KA109BR
KA109NI
KA109OL
KA109NN

nero *black* negro
KA109NCR
KA109NON
KA109NBR
KA109NNI
KA109NOL
KA109NNN

metallo *metal* metal
KA109MCR
KA109MON
KA109MBR
KA109MNI
KA109MOL
KA109MNN

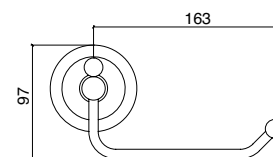


Porta rotolo da muro
Wall mounted toilet roll holder
Porta papel mural

bianco *white* blanco
KA102CR
KA102ON
KA102BR
KA102NI
KA102OL
KA102NN

nero *black* negro
KA102NCR
KA102NON
KA102NBR
KA102NNI
KA102NOL
KA102NNN

metallo *metal* metal
KA102MCR
KA102MON
KA102MBR
KA102MNI
KA102MOL
KA102MNN

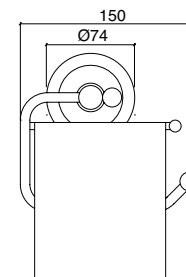


Porta rotolo da muro con coperchio
Wall mounted toilet roll holder with cover
Porta papel mural con tapa de latón

bianco *white* blanco
KA102CCR
KA102CON
KA102CBR
KA102CNI
KA102COL
KA102CNN

nero *black* negro
KA102CNCR
KA102CNON
KA102CNBR
KA102CNNI
KA102CNOL
KA102CNNN

metallo *metal* metal
KA102CMCR
KA102CMON
KA102CMBR
KA102CMNI
KA102CMOL
KA102CMNN

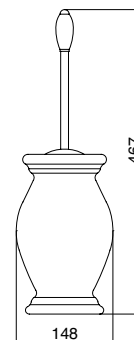




Portascopino da terra
Freestanding toilet brush
Escobillero

bianco *white* blanco
KA110CR
KA110ON
KA110BR
KA110NI
KA110OL
KA110NN

nero *black* negro
KA110NCR
KA110NON
KA110NBR
KA110NNI
KA110NOL
KA110NNN

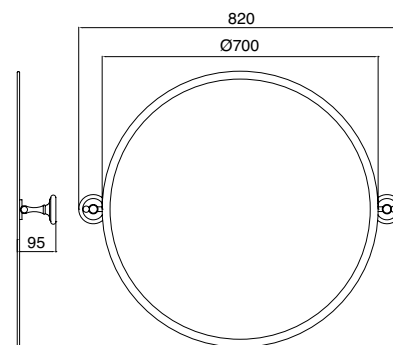


Specchio basculante tondo
con cristallo antifratturistico
Tilting round bevelled mirror
Espejo basculante redondo

bianco *white* blanco
KA113CR
KA113ON
KA113BR
KA113NI
KA113OL
KA113NN

nero *black* negro
KA113NCR
KA113NON
KA113NBR
KA113NNI
KA113NOL
KA113NNN

metallo *metal* metal
KA113MCR
KA113MON
KA113MBR
KA113MNI
KA113MOL
KA113MNN

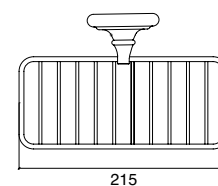
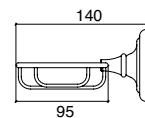


Cestello porta sapone vasca/doccia piccolo
Small shower/bath rack
Jabonera mural ducha/bañera pequeña

bianco *white* blanco
KA114CR
KA114ON
KA114BR
KA114NI
KA114OL
KA114NN

nero *black* negro
KA114NCR
KA114NON
KA114NBR
KA114NNI
KA114NOL
KA114NNN

metallo *metal* metal
KA114MCR
KA114MON
KA114MBR
KA114MNI
KA114MOL
KA114MNN





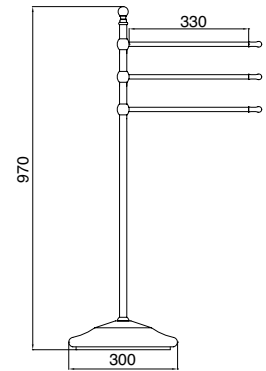
Piantana tre bracci base e finali in cerámica
Towel holder stand
Pedestal con toallero

bianco *white blanco*

KA127CR
KA127ON
KA127BR
KA127NI
KA127OL
KA127NN

nero *black negro*

KA127NCR
KA127NON
KA127NBR
KA127NNI
KA127NOL
KA127NNN





Porta sapone da appoggio
Freestanding soap dish
Jabonera

HY200
bianco_white_blanco

HY200N
nero_black_negro



Porta spazzolini in cerámica da appoggio
Ceramic freestanding tumbler holder
Porta cepillos cerámica

HY201
bianco_white_blanco

HY201N
nero_black_negro



Dispenser sapone in cerámica da appoggio cromo
Ceramic freestanding soap dispenser chrome
Dispensador jabon cerámica cromo

HY202CR
bianco_white_blanco

HY202NCR
nero_black_negro



Dispenser sapone in cerámica da appoggio oro
Ceramic freestanding soap dispenser gold
Dispensador jabon cerámica oro

HY202OL
bianco_white_blanco


HY202NOL
nero_black_negro



barattolo in cerámica da appoggio
Canister with lid
Bote cerámica

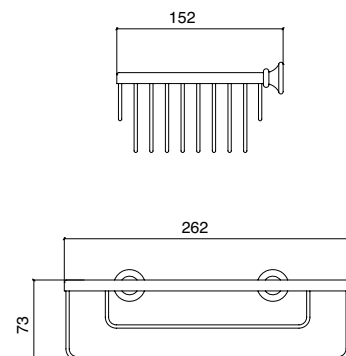
HY203
bianco_white_blanco

HY203N
nero_black_negro



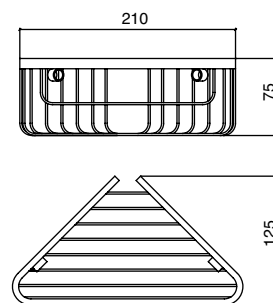
Cestello porta sapone vasca/doccia
Shower/bath rack
Jabonera mural ducha/bañera

SB115CR
SB115BR
SB115NI
SB115OL
SB115NN



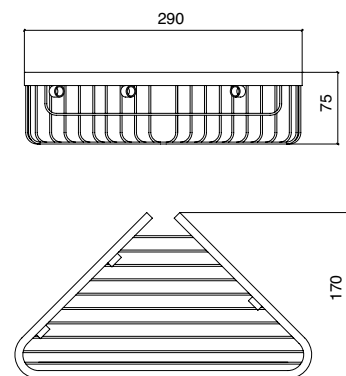
Cestello triangolare piccolo
Small corner shower/bath rack
Jabonera mural ducha/bañera angular pequeña

SB016CR
SB016BR
SB016NI
SB016OL
SB016NN



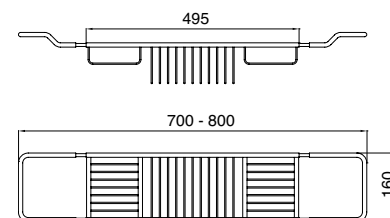
Cestello triangolare grande
Big corner shower/bath rack
Jabonera mural ducha/bañera angular grande

SB117CR
SB117BR
SB117NI
SB117OL
SB117NN



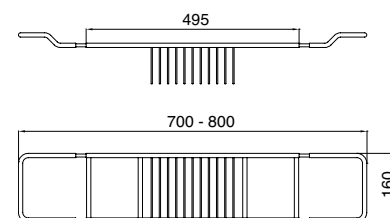
Griglia vasca (no ott.lucido)
Bath rack
Porta objetos para bañera

SB118CR
SB118BR
SB118NI
SB118OL
SB118NN



Griglia vasca con cerámica
Bath rack with ceramics supports
con soportes ceramicos

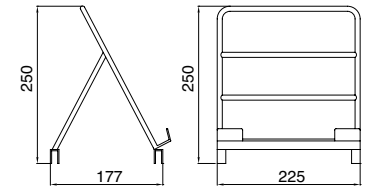
SB118ACR
SB118ABR
SB118ANI
SB118AOL
SB118ANN





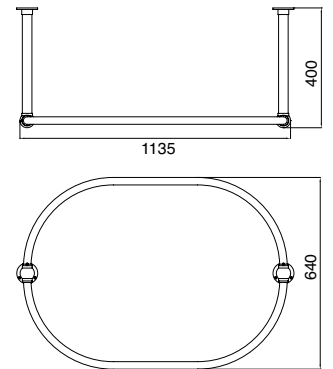
Leggio per griglia vasca Art. SB118
*Reading desk complementary
 to Sbordoni bath rack Art. SB118*
 Atril complementar a porta objetos
 para bañera Sbordoni Art. SB118

SB330CR
 SB330BR
 SB330NI
 SB330OL
 SB330NN



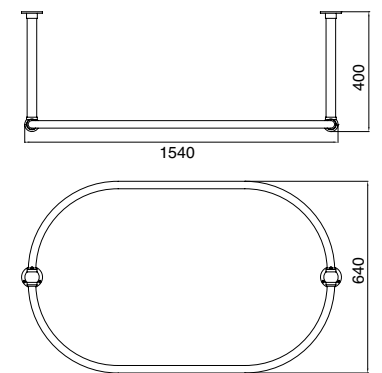
Anello tenda vasca 110x64xH40cm
Bath curtain rail 110x64xH40cm
 Anillo cortinas para bañera 110x64xH40cm

AN119CR
 AN119ON
 AN119BR
 AN119NI
 AN119OL
 AN119NN



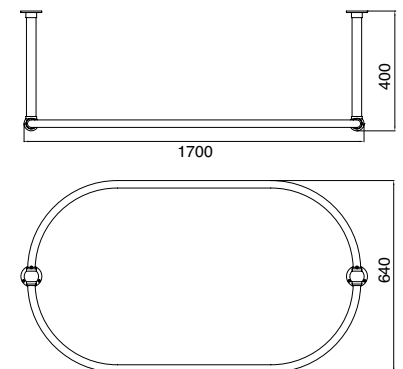
Anello tenda vasca 154x64xH40cm
Bath curtain rail 154x64xH40cm
 Anillo cortinas para bañera 154x64xH40cm

AN120CR
 AN120ON
 AN120BR
 AN120NI
 AN120OL
 AN120NN



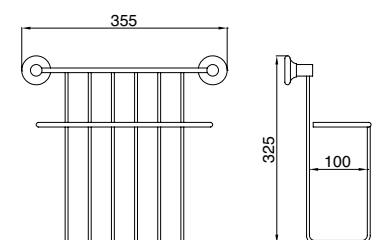
Anello tenda vasca 170x64xH40cm
Bath curtain rail 170x64xH40cm
 Anillo cortinas para bañera 170x64xH40cm

AN121CR
 AN121ON
 AN121BR
 AN121NI
 AN121OL
 AN121NN



Porta riviste
Wall mounted magazine rack
 Revistero mural


SB122CR
 SB122ON
 SB122BR
 SB122NI
 SB122OL
 SB122NN





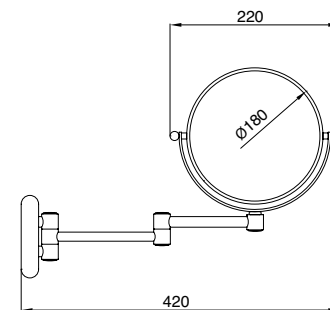
Specchio classico da appoggio
Free standing mirror
Espejo con pedestal

SB123CR
SB123ON
SB123BR
SB123NI
SB123OL
SB123NN



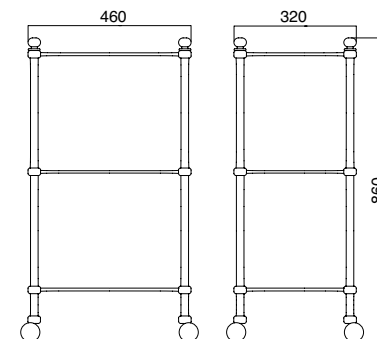
Specchio a parete snodabile
Wall mounted mirror
Espejo mural

SB124CR
SB124ON
SB124BR
SB124NI
SB124OL
SB124NN



Carrello con tre ripiani in vetro
Glass table with wheels
Mesa con estantes en cristal y ruedas

SB350CR
SB350ON
SB350BR
SB350NI
SB350OL
SB350NN



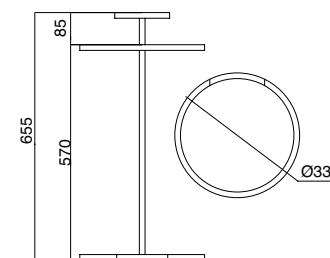
Tavolino verniciato con ripiano in vetro
Side table with glass shelf
Mesilla con estante en cristal

SB060NO
nero opaco *_matt black_*
negro mate

SB060NL
nero lucido *_shiny black_*
negro brillo

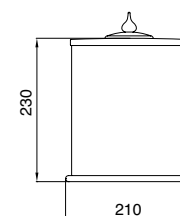
SB060OO
Ottone opaco verniciato *_varnished_*
matt brass laton mate pintado

SB060BL
bianco lucido *_shiny white_*
blanco brillo



Pattumiera 5l Flora
Flora dust bean 5l
Cubo de basura gama Flora de 5 litros

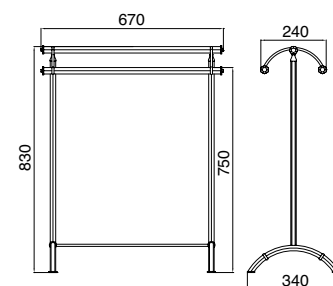
FL090CR
FL090ON
FL090BR
FL090NI
FL090OL
FL090NN





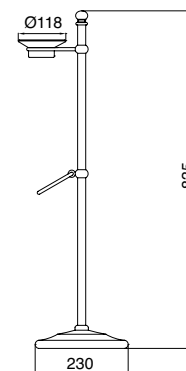
Piantana a capretta Déco
Déco free standing towel rail
Toallero Déco triple de apoyo

DE130CR
DE130ON
DE130BR
DE130NI
DE130OL
DE130NN



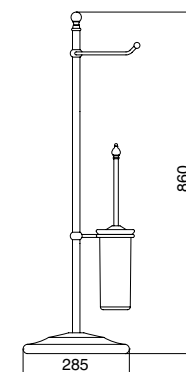
Piantana sapone-salvietta
Towel holder and soap dish stand
Pedestal con jabonera y toallero

SB126CR
SB126ON
SB126BR
SB126NI
SB126OL
SB126NN



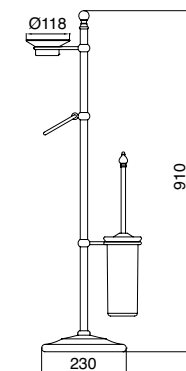
Piantana carta-scopino
Toilet brush and toilet roll holder stand
Pedestal con porta papel y escobillero

SB128CR
SB128ON
SB128BR
SB128NI
SB128OL
SB128NN



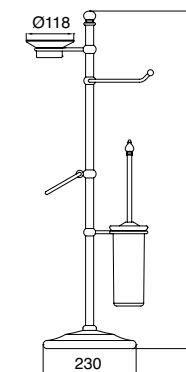
Piantana sapone-salvietta-scopino
Toilet brush and toilet roll holder and soap dish stand
Pedestal con jabonera, toallero y escobillero

SB129CR
SB129ON
SB129BR
SB129NI
SB129OL
SB129NN



Piantana carta-sapone-salvietta-scopino
Roll-soap-towel-brush- holder
Pedestal con jabonera-porta papel-toallero escobillero

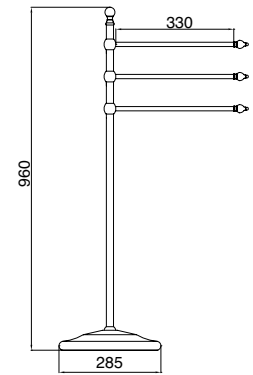
SB131CR
SB131ON
SB131BR
SB131NI
SB131OL
SB131NN





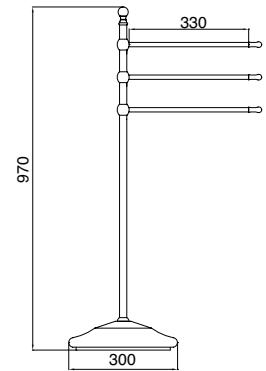
Piantana porta salviette tre bracci
Towel holder stand
Pedestal con toallero

SB127CR
SB127ON
SB127BR
SB127NI
SB127OL
SB127NN



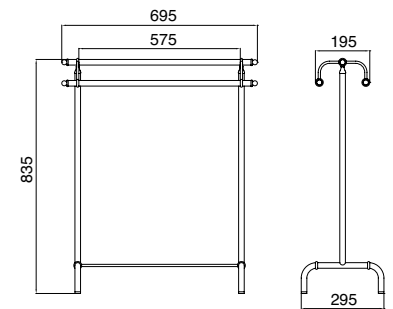
Piantana tre bracci base e finali in cerámica
Towel holder stand
Pedestal con toallero

KA127CR
KA127ON
KA127BR
KA127NI
KA127OL
KA127NN



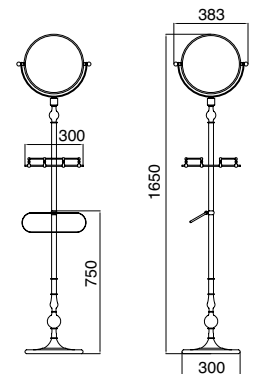
Piantana a capretta
Free standing towel rail
Toallero triple de apojo

SB130CR
SB130ON
SB130BR
SB130NI
SB130OL
SB130NN



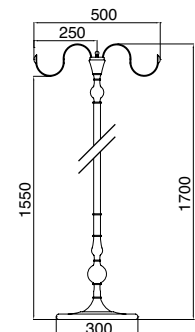
Piantana con specchio da pavimento
Free standing mirror with shelf and towel rail
Pedestal con espejo, estante y toallero

LB034CR
LB034ON
LB034BR
LB034NI
LB034OL
LB034NN



Appendiabiti da pavimento Gemini
a 5 bracci
Freestanding Gemini clothes hanger
with 5 arms
Percha de suelo con 5 brazos

GE700CR
GE700ON
GE700BR
GE700NI
GE700OL
GE700NN



ILLUMINAZIONE

FINITURE • FINISHES • ACABADOS

CR Cromo • Chrome • Cromo	NIO Nichel opaco • Matt Nickel • Níquel mate = NI + 5%
ON Ottone naturale • Natural brass • Latón natural	NIS Nichel spazzolato lucido • Shiny brushed Nickel • níquel cepillado brillante = NI + 10%
BR Bronzo • Bronze • Bronce	OR Oro • Gold • Dorado = OL + 15%
NI Nichel • Nickel • Níquel	ORR Oro rosa • Rose Gold • Dorado rosa = OL + 20%
OL Oro light • English gold • Oro claro	OO Ottone opaco • Matt Brass • Latón mate = OL + 5%
NN Nichel Nero • Black nickel • Níquel negro	RAO Rame opaco • Satin Copper • Cobre mate = OL + 30%
BT Brunito • Burnished • Bruñido = BR	BTS Brunito Scuro Spazzolato opaco • Matt dark brushed burnished • Bruñido escuro cepillado mate = BT + 5%


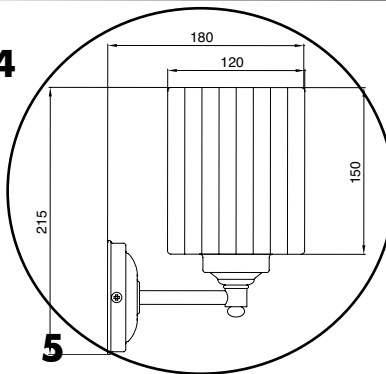
ISTRUZIONI PER L'UTILIZZO DEL LISTINO

HOW TO USE THIS PRICE LIST • INSTRUCCIONES PARA EL USO DE LA LISTA DE PRECIOS

Esempio ordine: Applique Leda con paralume in nastro bianco in finitura bronzo

Example of order: Leda wall light with White shade, Burnished finish

Ejemplo de pedido: Lampara Leda con sombra blanco, acabado Bruñido

1	2	3	4	5
	<p>Applique Leda con paralume in nastro bianco Leda wall light with White shade Lampara Leda con sombra blanco</p>	<p>VA230CR VA230ON VA230BR VA230NI VA230OL VA230NN</p>		

1) Immagine del prodotto

Image of product • Imagen del producto

2) Descrizione prodotto

Product description • Descripción producto

3) Finitura del prodotto (BR)

Product finish (BR) • Acabado del producto (BR)

4) Prezzo del prodotto

Product price • Precio del producto

5) Caratteristiche tecniche

Technical features • Características técnicas

NOTE GENERALI • GENERAL INFORMATION • INFORMACIONES GENERALES

I nostri apparecchi illuminanti sono realizzati interamente in Italia con sistemi produttivi artigianali, con materiali pregiati e con estrema cura. (Vedi tabella finiture). Questi apparecchi sono stati testati da specifici laboratori ed hanno ottenuto la certificazione in classe IP20.

L'abbinamento dell'apposito kit consente di raggiungere la classificazione IP21

Esempio: art DE030CR-IP21 Applique Déco Cromo con kit protezione IP21 - **NORMATIVA CEI EN 60529**

IP20 - PROTETTO CONTRO I CORPI SOLIDI DI DIMENSIONI SUPERIORI A 12MM

IP21 - PROTETTO CONTRO I CORPI SOLIDI DI DIMENSIONI SUPERIORI A 12MM E PROTETTO CONTRO LA CADUTA VERTICALE DI GOCCE D'ACQUA - **PRODOTTO ADATTO ALLA ZONA 3**

Our lights have been wholly manufactured in Italy, with great care and from quality materials (see finishes chart). These lamps have been rigorously tested and rated at Ip20.

*In combination with the specific protection kit, the device can achieve Ip21 rating. - **REGULATION CEI EN 60529***

Example: art. DE030CR-IP21 Déco wall light Chrome with Ip21 protection kit

Ip20- PROTECTION AGAINST SOLID AGENTS LARGER THAN 12MM

*Ip21 - PROTECTION AGAINST SOLID AGENTS LARGER THAN 12MM AND PROTECTION AGAINST VERTICAL WATER SPILLAGE - **PRODUCT SUITABLE FOR ZONE 3***

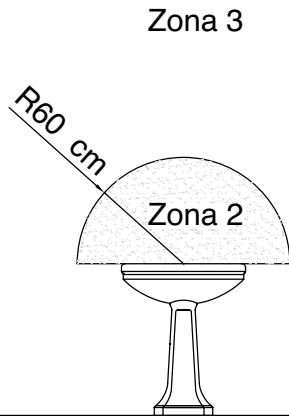
Nuestras lamparas han sido producidas en Italia con mucho cuidado, sistemas de producción artesanales y materiales valiosos. (La carta de acabados puede ser consultada en la parte interna de la cubierta). Los aparatos han sido testados en laboratorios específicos y alcanzaron la certificación IP20. La combinación con el kit específico permite alcanzar la certificación IP21

Normativa CEI EN 60529 - Ejemplo: art DE030CR-IP21 Lampara Déco Cromo con kit para certificación IP21

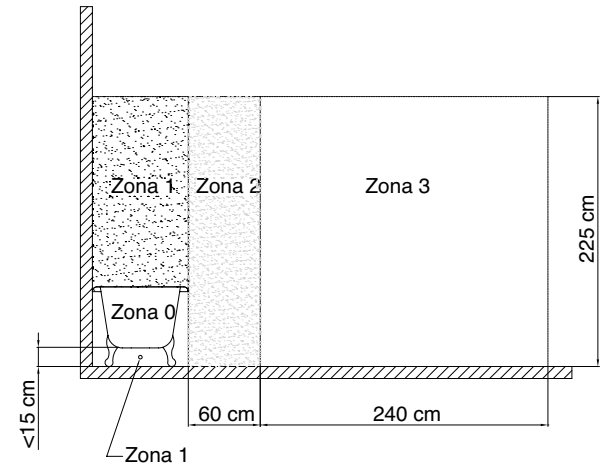
IP20 - PROTEGIDO CONTRA LOS CUERPOS SOLIDOS DE MEDIDA SUPERIOR A 12MM

IP21- PROTEGIDO CONTRA LOS CUERPOS SOLIDOS DE MEDIDA SUPERIOR A 12MM Y CONTRA LAS GOTAS DE AGUA CAYENDO VERTICALES - **PRODUCTO ADECUADO POR ZONA 3**

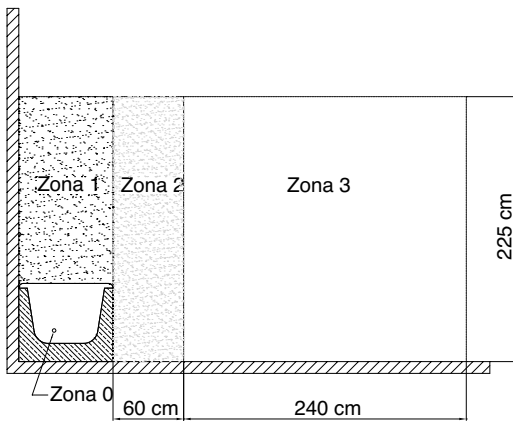
ZONE DI ILLUMINAZIONE LIGHTING ZONES • ZONAS DE ILLUMINACIÓN



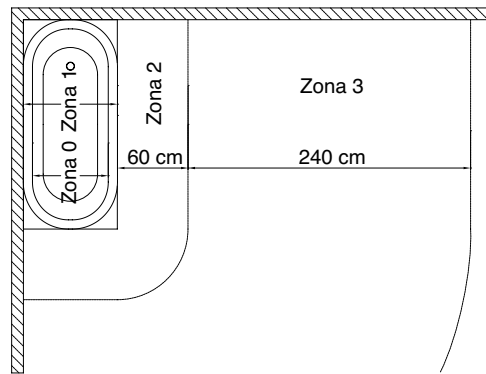
Zona lavabo
Washbasin zone • Zona lavabo



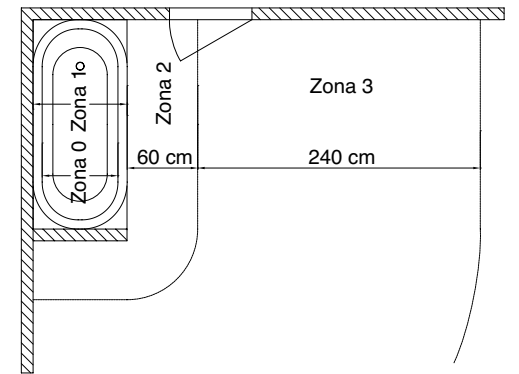
Zona vasca su piedi
Freestanding bathtub zone • Zona bañera freestanding



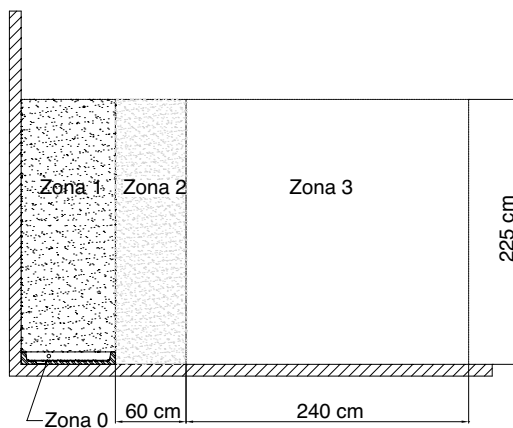
Zona vasca
Built in bathtub zone • Zona bañera empotrada



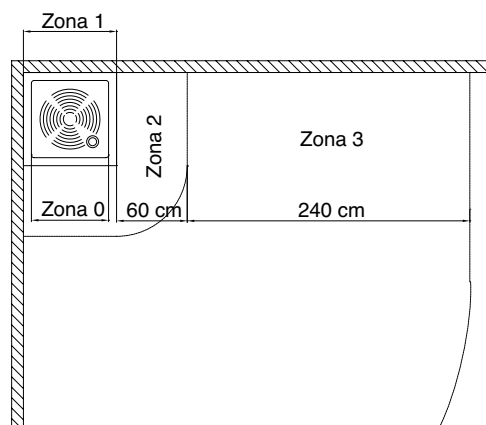
Zona vasca in pianta
Built in bathtub zone • Zona bañera empotrada



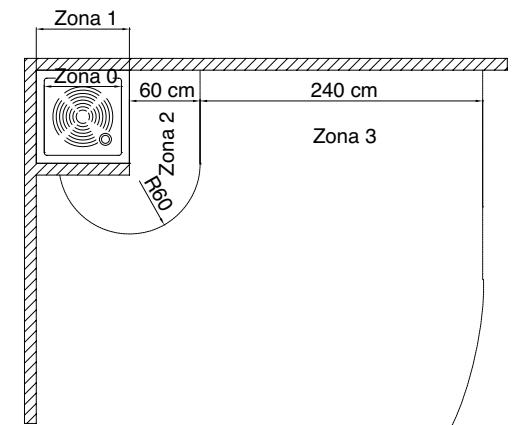
Zona vasca con porta adiacente in pianta
Bathtub zone with door • Zona bañera empotrada



Zona doccia
Shower zone • Zona ducha



Zona doccia in pianta
Shower zone • Zona ducha

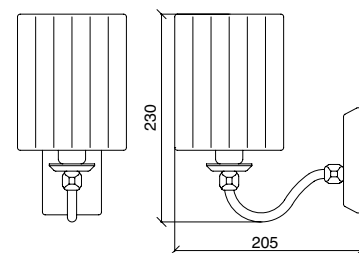


Zona doccia in nicchia in pianta
Niche shower zone • Zona ducha en receso



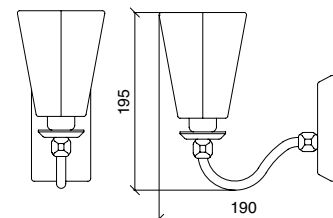
Applique Dania con paralume in naastro bianco
Dania wall light with white shade
 Lampara Dania con sombra blanco

DN130CR
 DN130ON
 DN130BR
 DN130NI
 DN130OL
 DN130NN



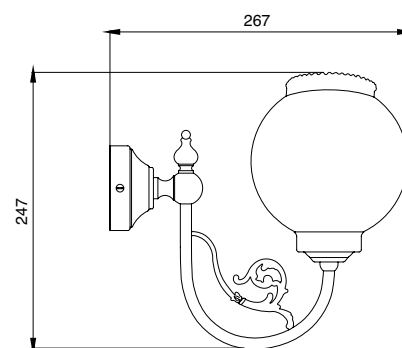
Applique Diana con vetro opale bianco
Diana wall light with white opal shade
 Lampara Diana con vidrio blanco

DN030CR
 DN030ON
 DN030BR
 DN030NI
 DN030OL
 DN030NN



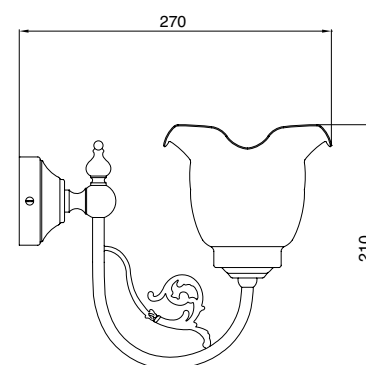
Applique Lia con vetro sfera satinato decorato
Lia wall light with satin glass shade
 Lampara Lia con vidrio mate decorado

LI030CR
 LI030ON
 LI030BR
 LI030NI
 LI030OL
 LI030NN



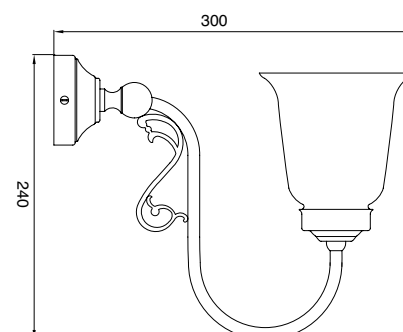
Applique Lilia con vetro satinato
Lilia wall light with satin glass shade
 Lampara Lilia con vidrio mate

LI130CR
 LI130ON
 LI130BR
 LI130NI
 LI130OL
 LI130NN



Applique Dora con vetro bianco latte
Dora wall light with glass shade
 Lampara Dora con vidrio

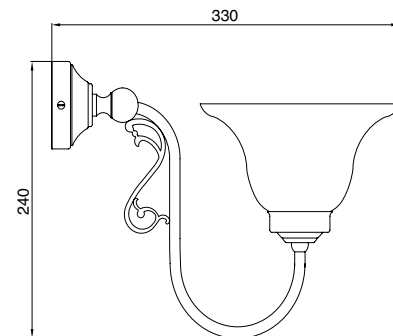
DO030CR
 DO030ON
 DO030BR
 DO030NI
 DO030OL
 DO030NN





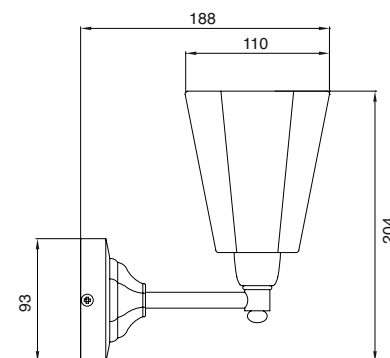
Applique Fausta con vetro bianco latte
Fausta wall light with glass shade
 Lampara Fausta con vidrio

DO130CR
 DO130ON
 DO130BR
 DO130NI
 DO130OL
 DO130NN



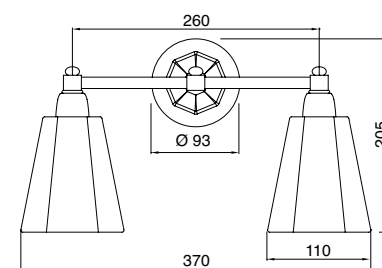
Applique Déco con vetro opale bianco
Déco wall light with white opal shade
 Lampara Déco con vidrio blanco

DE030CR
 DE030ON
 DE030BR
 DE030NI
 DE030OL
 DE030NN



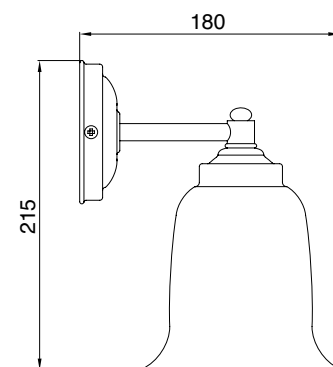
Applique Déco doppia con 2 vetri opale bianco
Déco double wall light with 2 white opal shades
 Lampara Déco con dos brazos y vidrios blancos

DE032CR
 DE032ON
 DE032BR
 DE032NI
 DE032OL
 DE032NN



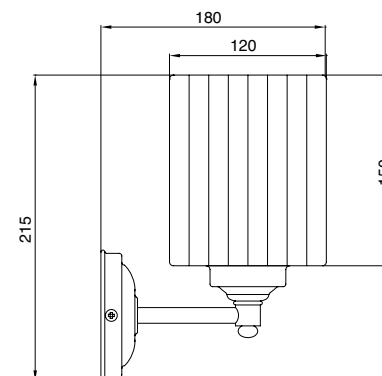
Applique Valentina con vetro matt
Valentina wall light with matt glass shade
 Lampara Valentina con vidrio mate

VA030CR
 VA030ON
 VA030BR
 VA030NI
 VA030OL
 VA030NN



Applique Leda con paralume in nastro bianco
Leda wall light with white shade
 Lampara Leda con sombra blanco

VA230CR
 VA230ON
 VA230BR
 VA230NI
 VA230OL
 VA230NN

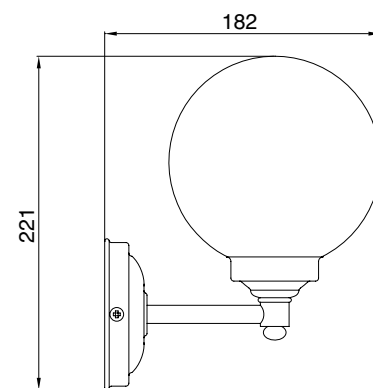




Applique Sofia con vetro sfera bianco latte
Sofia wall light with glass shade
 Lampara Sofia con vidrio

* articolo disponibile anche con protezione IP44
Item available with IP44 rating
 articulo disponible con proteccion IP44 bajo pedido

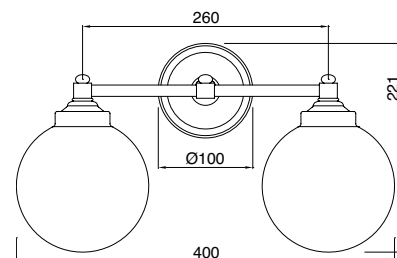
VA130CR
 VA130ON
 VA130BR
 VA130NI
 VA130OL
 VA130NN



Applique Sofia doppia con 2 vetri
 sfera bianco latte
Sofia double wall light with 2 glass shades
 Lampara Sofia con dos brazos y vidrios

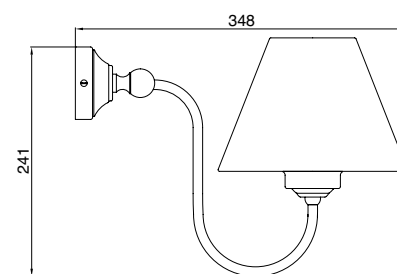
* articolo disponibile anche con protezione IP44
Item available with IP44 rating
 articulo disponible con proteccion IP44 bajo pedido

VA132CR
 VA132ON
 VA132BR
 VA132NI
 VA132OL
 VA132NN



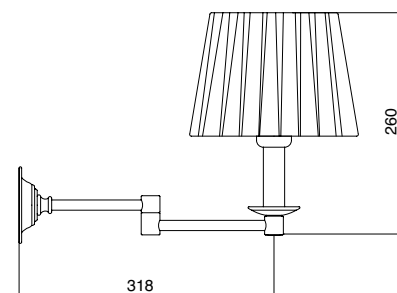
Applique Claudia con paralume bianco
Claudia wall light with white shade
 Lampara Claudia con sombra blanco

CL030CR
 CL030ON
 CL030BR
 CL030NI
 CL030OL
 CL030NN



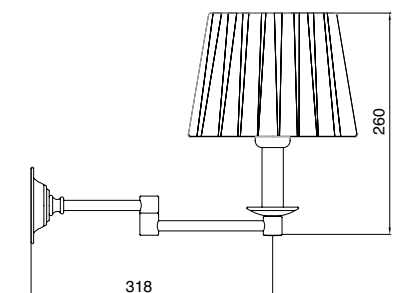
Applique Greta con paralume in nastro bianco
Greta wall light with white shade
 Lampara Greta con sombra blanco

GR030CR
 GR030ON
 GR030BR
 GR030NI
 GR030OL
 GR030NN



Applique Greta con paralume in nastro nero
Greta wall light with black shade
 Lampara Greta con sombra negro

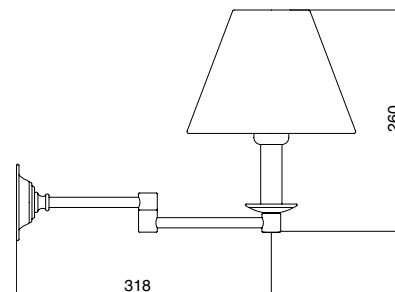
GR130CR
 GR130ON
 GR130BR
 GR130NI
 GR130OL
 GR130NN





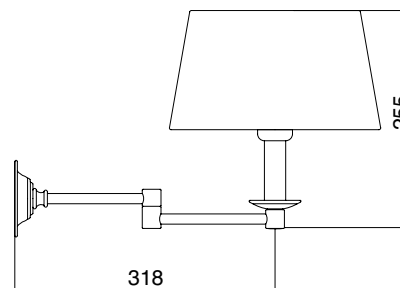
Applique Grazia con paralume in lino bianco
Grazia wall light with white linen shade
 Lampara Grazia con sombra en lino blanco

GR230CR
 GR230ON
 GR230BR
 GR230NI
 GR230OL
 GR230NN



Applique Erica con paralume nero
Erica wall light with black shade
 Lampara Erica con sombra negro

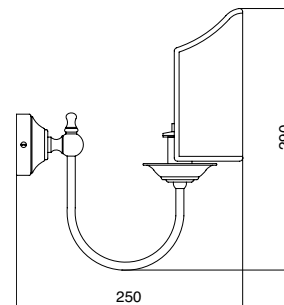
GR330CR
 GR330ON
 GR330BR
 GR330NI
 GR330OL
 GR330NN





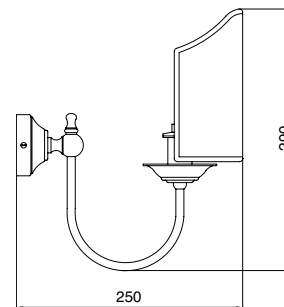
Applique Fabia con ventola lino bianco e nastro raso fango
Fabia wall light with white linen shade with gray satin ribbon
 Lampara Fabia con sombra en lino blanco y cinta de raso gris

FA030CR
 FA030ON
 FA030BR
 FA030OL
 FA030NI
 FA030NN



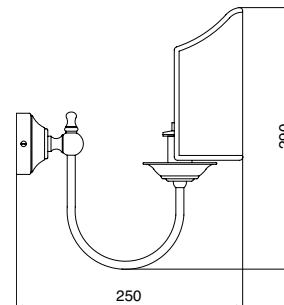
Applique Fabia con ventola lino fango e nastro raso bianco
Fabia wall light with gray linen shade with white satin ribbon
 Lampara Fabia con sombra en lino gris y cinta de raso bianco

FA031CR
 FA031ON
 FA031BR
 FA031OL
 FA031NI
 FA031NN



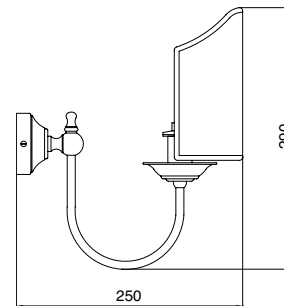
Applique Fabia con ventola lino bianco e nastro raso nero
Fabia wall light with white linen shade with black satin ribbon
 Lampara Fabia con sombra en lino blanco y cinta de raso negro

FA032CR
 FA032ON
 FA032BR
 FA032OL
 FA032NI
 FA032NN



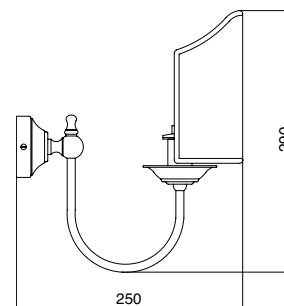
Applique Fabia con ventola lino nero e nastro raso nero
Fabia wall light with black linen shade with black satin ribbon
 Lampara Fabia con sombra en lino negro y cinta de raso negro

FA033CR
 FA033ON
 FA033BR
 FA033OL
 FA033NI
 FA033NN



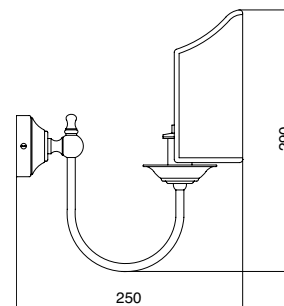
Applique Fabia con ventola seta corda e nastro raso corda
Fabia wall light with beige silk shade with beige satin ribbon
 Lampara Fabia con sombra en seda beige y cinta de raso beige

FA034CR
 FA034ON
 FA034BR
 FA034OL
 FA034NI
 FA034NN



Applique Fabia con ventola seta bosco e nastro raso bosco
Fabia wall light with brown silk shade with brown satin ribbon
 Lampara Fabia con sombra en seda marrón y cinta de raso marrón

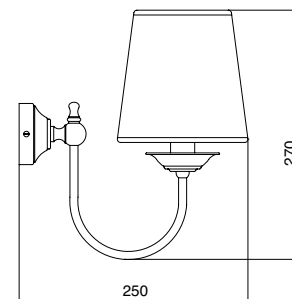
FA035CR
 FA035ON
 FA035BR
 FA035OL
 FA035NI
 FA035NN





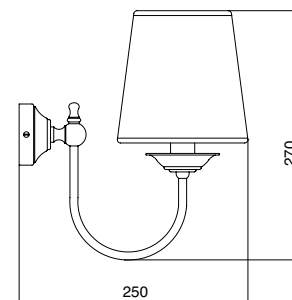
Applique Fabiola con paralume cotone bianco
Fabiola wall light with white cotton shade
 Lampara Fabiola con sombra en algodón blanco

FA130CR
 FA130ON
 FA130BR
 FA130OL
 FA130NI
 FA130NN



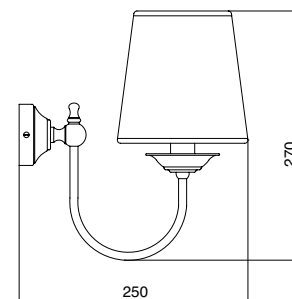
Applique Fabiola con paralume shantung avorio
Fabiola wall light with ivory shantung shade
 Lampara Fabiola con sombra en shantung color marfil

FA131CR
 FA131ON
 FA131BR
 FA131OL
 FA131NI
 FA131NN



Applique Fabiola con paralume cotone grigio perla
Fabiola wall light with pearl gray cotton shade
 Lampara Fabiola con sombra en algodón color gris perla

FA132CR
 FA132ON
 FA132BR
 FA132OL
 FA132NI
 FA132NN



Piantana Libra con 2 paralumi lino bianco
Libra floor light with 2 white linen shades
 Lampara de pie con 2 sombras en lino blanco

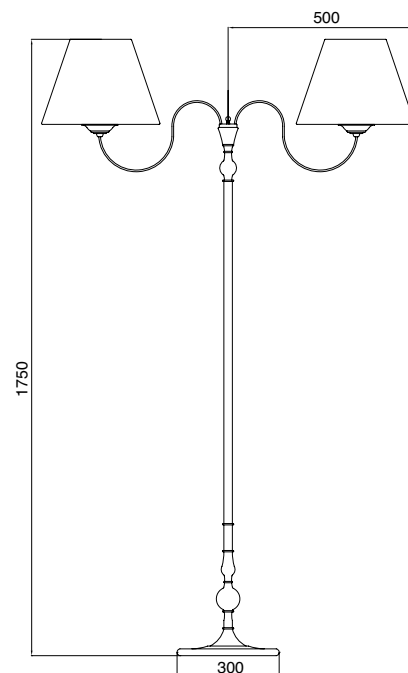
LB030CR
 LB030ON
 LB030BR
 LB030NI
 LB030OL
 LB030NN

Piantana Libra con 2 paralumi lino fango
Libra floor light with 2 gray linen shades
 Lampara de pie con 2 sombras en lino gris

LB031CR
 LB031ON
 LB031BR
 LB031NI
 LB031OL
 LB031NN

Piantana Libra con 2 paralumi lino nero
Libra floor light with 2 black linen shades
 Lampara de pie con 2 sombras en lino negro

LB032CR
 LB032ON
 LB032BR
 LB032NI
 LB032OL
 LB032NN



Kit protezione IP21 da abbinare a lampade IP20
Kit for IP21 protection to be added to IP20 lamps
 Kit de protección IP21 para añadir a las lamparas IP20

IP21

Kit protezione IP44
Kit for IP44 protection
 Kit de protección IP44

IP44

Lampada da quadro
Portrait lamp
Lampada sobre cuadro

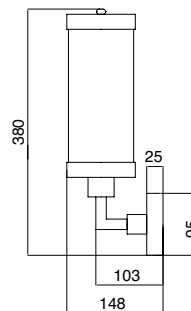


SB0001CR
SB0001ON
SB0001BR
SB0001NI
SB0001OL
SB0001NN



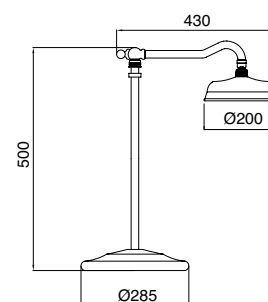
Applique New York con vetro satinato
New York wall light with opal shade
Lampara New York con vidrio blanco mate

NY030CR
NY030ON
NY030BR
NY030NI
NY030OL
NY030NN



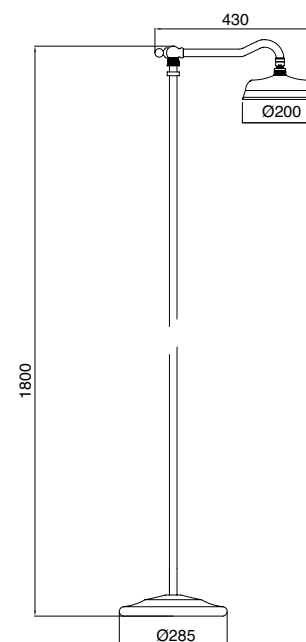
Lampada soffione da tavolo
Shower head over counter lamp
Lampara ducha sobre mesa

SB0004CR
SB0004ON
SB0004BR
SB0004NI
SB0004OL
SB0004NN



Lampada soffione da pavimento
Shower head freestanding lamp
Lampara ducha de suelo

SB0005CR
SB0005ON
SB0005BR
SB0005NI
SB0005OL
SB0005NN



TERMOARREDO

FINITURE • FINISHES • ACABADOS

CR Cromo • <i>Chrome</i> • Cromo	NIO Nichel opaco • <i>Matt Nickel</i> • Níquel mate = NI + 5%
ON Ottone naturale • <i>Natural brass</i> • Latón natural	NIS Nichel spazzolato lucido • <i>Shiny brushed Nickel</i> • níquel cepillado brillante = NI + 10%
BR Bronzo • <i>Bronze</i> • Bronce	OR Oro • <i>Gold</i> • Dorado = OL + 15%
NI Nichel • <i>Nickel</i> • Níquel	ORR Oro rosa • <i>Rose Gold</i> • Dorado rosa = OL + 20%
OL Oro light • <i>English gold</i> • Oro claro	OO Ottone opaco • <i>Matt Brass</i> • Latón mate = OL + 5%
NN Nichel Nero • <i>Black nickel</i> • Níquel negro	RAO Rame opaco • <i>Satin Copper</i> • Cobre mate = OL + 30%
BT Brunito • <i>Burnished</i> • Bruñido = BR	BTS Brunito Scuro Spazzolato opaco • <i>Matt dark brushed burnished</i> • Bruñido escuro cepillado mate = BT + 5%

ISTRUZIONI PER L'UTILIZZO DEL LISTINO


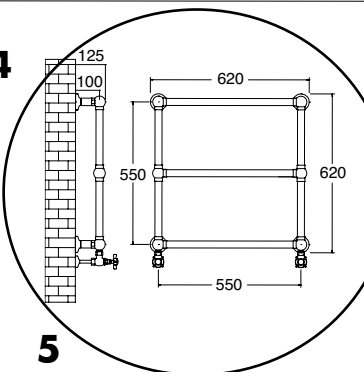
HOW TO USE THIS PRICE LIST • INSTRUCCIONES PARA EL USO DE LA LISTA DE PRECIOS

Esempio ordine: Radiatore scaldarreda da parete H620xL620 in finitura bronzo

Example of order: Wall hung towel warmer H620xL620, Burnished finish

Ejemplo de pedido: Toallero térmico a pared H620xL620, acabado Bruñido

Cod.

<p>1</p> 	<p>2</p> <p>Radiatore scaldarreda da parete H620xL620 Wall hung towel warmer H620xL620 Toallero térmico a pared H620xL620</p>	<p>3</p> <p>SBSPAR3/1CR SBSPAR3/1ON SBSPAR3/1BR SBSPAR3/1NI SBSPAR3/1OL SBSPAR3/1NN</p>	<p>4</p> <p>5</p> 
--	--	--	--

1) Immagine del prodotto

Image of product • Imagen del producto

2) Descrizione prodotto

Product description • Descripción producto

3) Finitura del prodotto (BR)

Product finish (BR) • Acabado del producto (BR)

4) Prezzo del prodotto

Product price • Precio del producto

5) Caratteristiche tecniche

Technical features • Características técnicas

NOTE GENERALI • GENERAL INFORMATION • INFORMACIONES GENERALES

I nostri pregiati termoarredo sono realizzati in Italia interamente a mano da esperti artigiani del settore. A differenza di molti altri termoarredo, disponibili ad oggi sul mercato, i nostri sono realizzati in ottone pesante, protetti con uno spesso strato di finitura che spazia dal cromo fino al bronzo. L'artigianalità dei nostri prodotti ci consente estrema flessibilità per soddisfare anche richieste speciali su misura. Finiture speciali disponibili su richiesta. (Vedi tabella finiture). Tutti i termoarredo sono testati a 10 ATM. Se non diversamente specificato nell'ordine i nostri termoarredo hanno attacchi standard per tubo Rame Ø 12mm. Adattatori per altre tipologie e diametro di tubo disponibili su richiesta.

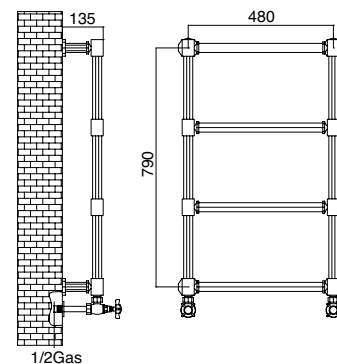
Our beautiful towel warmers are wholly manufactured in Italy by very skilled craftsmen. Unlike many other products in the market, ours are made in solid brass and protected by a deep, sparkling coat of different finishes going from chrome to bronze. The close control of our towel warmers manufacture provide us with great flexibility and we can also satisfy requests for made to measure products. Special finishes available on demand (see finishes chart). The towel warmers are tested at 10 ATM. Our towel warmers carry connections for copper pipes Ø 12mm. If not otherwise specified in the order sheet. Special adaptors and different diameters available upon request.

Nuestros toalleros térmicos son realizadas en Italia enteramente a mano por expertos artesanos. A diferencia de muchos otros productos que se pueden encontrar en el mercado, nuestros son hechos con latón pesado y protegidos con una gruesa capa de acabado de tipos variados. La artesanialidad de nuestros toalleros térmico nos permite flexibilidad para satisfacer también demandas de productos personalizados. Acabados especiales disponibles a pedido. Nuestros toalleros llevan conexiones para tubos de cobre Ø 12 mm. Otras conexiones disponibles bajo petición. (La carta de acabados puede ser consultada en la parte interna de la cubierta). Los toalleros son testados a 10 ATM.



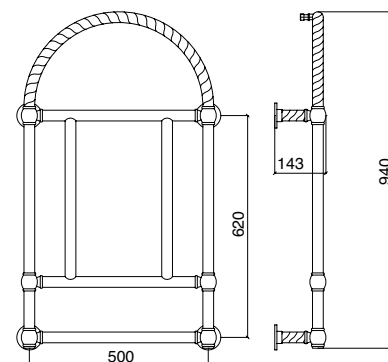
Termoarredo Déco tubo esagonale h 87x 57cm
Wall hung Déco towel warmer with hexagonal tube H87x57 cm
 Toallero térmico a pared tubo hexagonal cm h87x 57

DESPAR4/2CR
 DESPAR4/2ON
 DESPAR4/2BR
 DESPAR4/2NI
 DESPAR4/2OL
 DESPAR4/2NN



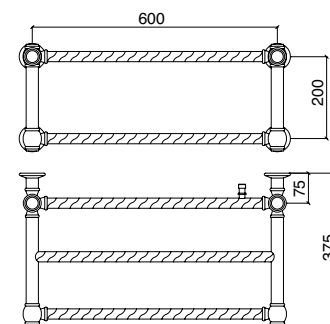
Radiatore scaldarreda da parete con arco e tubo a corda
Wall hung towel warmer with upper arch and rope-like tube
 Toallero térmico con arco superior y tubo trezado

SBSPARACCR
 SBSPARACON
 SBSPARACBR
 SBSPARACNI
 SBSPARACOL
 SBSPARACNN



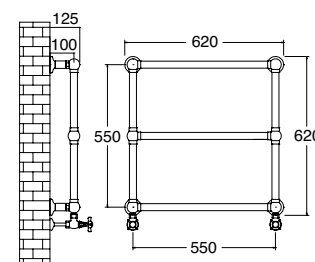
Radiatore scaldarreda da parete con mensola e tubo a corda
Wall hung towel warmer with shelf and rope-like tube
 Toallero térmico con estante y tubo trezado

SBSPARMENCCR
 SBSAPRMENCON
 SBSPARMENCBR
 SBSPARMENCNI
 SBSPARMENCOL
 SBSPARMENCNN



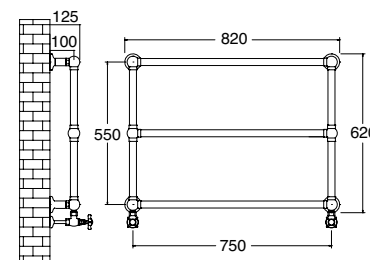
Radiatore scaldarreda da parete H620xL620
Wall hung towel warmer H620xL620
 Toallero térmico a pared H620xL620

SBSPAR3/1CR
 SBSPAR3/1ON
 SBSPAR3/1BR
 SBSPAR3/1NI
 SBSPAR3/1OL
 SBSPAR3/1NN



Radiatore scaldarreda da parete H620xL820
Wall hung towel warmer H620xL820
 Toallero térmico a pared H620xL820

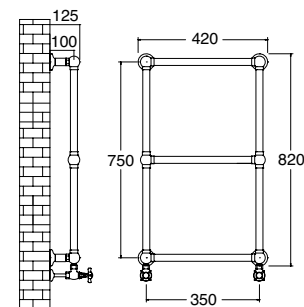
SBSPAR3/2CR
 SBSPAR3/2ON
 SBSPAR3/2BR
 SBSPAR3/2NI
 SBSPAR3/2OL
 SBSPAR3/2NN





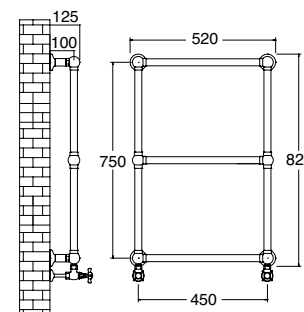
Radiatore scaldarreda da parete H820xL420
Wall hung towel warmer H820xL420
 Toallero térmico a pared H820xL420

SBSPAR3/3CR
 SBSPAR3/3ON
 SBSPAR3/3BR
 SBSPAR3/3NI
 SBSPAR3/3OL
 SBSPAR3/3NN



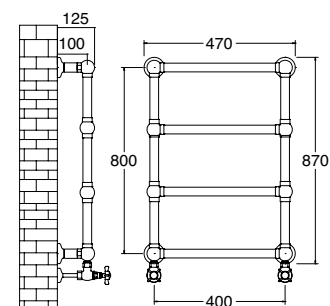
Radiatore scaldarreda da parete H820xL520
Wall hung towel warmer H820xL520
 Toallero térmico a pared H820xL520

SBSPAR3/4CR
 SBSPAR3/4ON
 SBSPAR3/4BR
 SBSPAR3/4NI
 SBSPAR3/4OL
 SBSPAR3/4NN



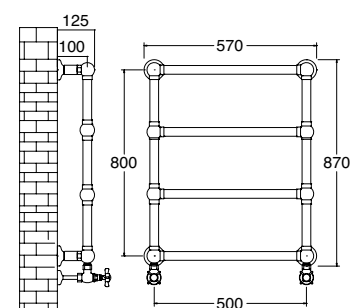
Radiatore scaldarreda da parete H870xL470
Wall hung towel warmer H870xL470
 Toallero térmico a pared H870xL470

SBSPAR4/1CR
 SBSPAR4/1ON
 SBSPAR4/1BR
 SBSPAR4/1NI
 SBSPAR4/1OL
 SBSPAR4/1NN



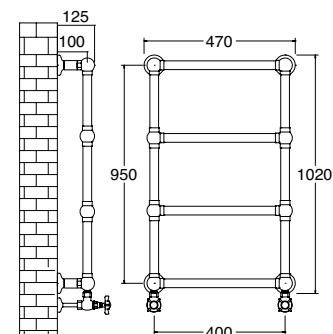
Radiatore scaldarreda da parete H870xL570
Wall hung towel warmer H870xL570
 Toallero térmico a pared H870xL570

SBSPAR4/2CR
 SBSPAR4/2ON
 SBSPAR4/2BR
 SBSPAR4/2NI
 SBSPAR4/2OL
 SBSPAR4/2NN



Radiatore scaldarreda da parete H1020xL470
Wall hung towel warmer H1020xL470
 Toallero térmico a pared H1020xL470

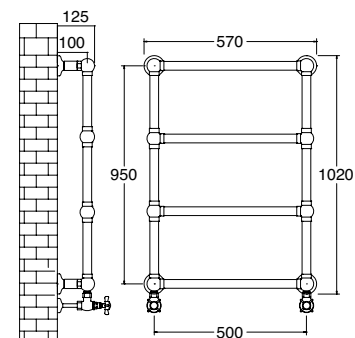
SBSPAR4/3CR
 SBSPAR4/3ON
 SBSPAR4/3BR
 SBSPAR4/3NI
 SBSPAR4/3OL
 SBSPAR4/3NN





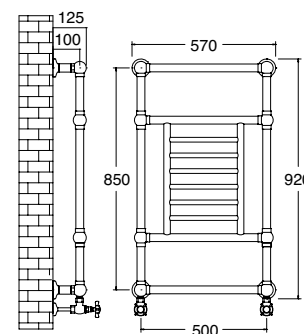
Radiatore scaldarreda da parete H1020xL570
Wall hung towel warmer H1020xL570
 Toallero térmico a pared H1020xL570

SBSPAR4/4CR
 SBSPAR4/4ON
 SBSPAR4/4BR
 SBSPAR4/4NI
 SBSPAR4/4OL
 SBSPAR4/4NN



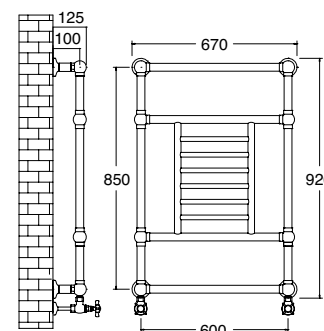
Radiatore scaldarreda da parete H920xL570
Wall hung towel warmer H920xL570
 Toallero térmico a pared H920xL570

SBSPAR4/GR/1CR
 SBSPAR4/GR/1ON
 SBSPAR4/GR/1BR
 SBSPAR4/GR/1NI
 SBSPAR4/GR/1OL
 SBSPAR4/GR/1NN



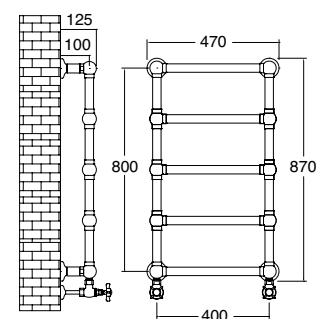
Radiatore scaldarreda da parete H920xL670
Wall hung towel warmer H920xL670
 Toallero térmico a pared H920xL670

SBSPAR4/GR/2CR
 SBSPAR4/GR/2ON
 SBSPAR4/GR/2BR
 SBSPAR4/GR/2NI
 SBSPAR4/GR/2OL
 SBSPAR4/GR/2NN



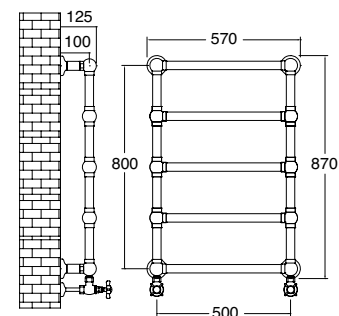
Radiatore scaldarreda da parete H870xL470
Wall hung towel warmer H870xL470
 Toallero térmico a pared H870xL470

SBSPAR5/1CR
 SBSPAR5/1ON
 SBSPAR5/1BR
 SBSPAR5/1NI
 SBSPAR5/1OL
 SBSPAR5/1NN



Radiatore scaldarreda da parete H870xL570
Wall hung towel warmer H870xL570
 Toallero térmico a pared H870xL570

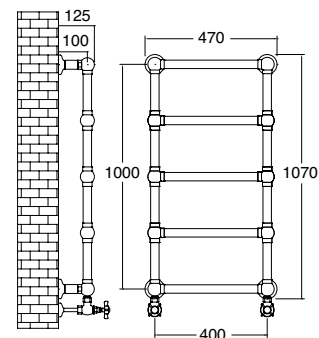
SBSPAR5/2CR
 SBSPAR5/2ON
 SBSPAR5/2BR
 SBSPAR5/2NI
 SBSPAR5/2OL
 SBSPAR5/2NN





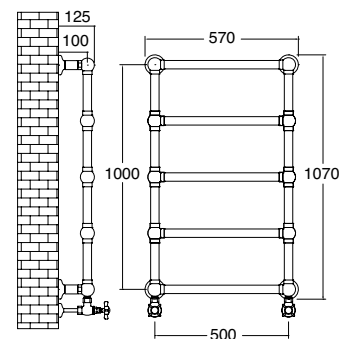
Radiatore scaldarreda da parete H1070xL470
Wall hung towel warmer H1070xL470
 Toallero térmico a pared H1070xL470

SBSPAR5/3CR
 SBSPAR5/3ON
 SBSPAR5/3BR
 SBSPAR5/3NI
 SBSPAR5/3OL
 SBSPAR5/3NN



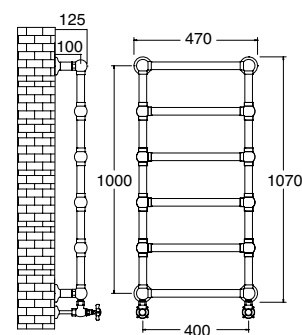
Radiatore scaldarreda da parete H1070xL570
Wall hung towel warmer H1070xL570
 Toallero térmico a pared H1070xL570

SBSPAR5/4CR
 SBSPAR5/4ON
 SBSPAR5/4BR
 SBSPAR5/4NI
 SBSPAR5/4OL
 SBSPAR5/4NN



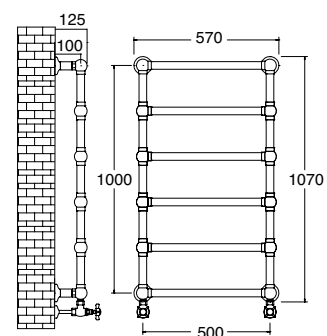
Radiatore scaldarreda da parete H1070xL470
Wall hung towel warmer H1070xL470
 Toallero térmico a pared H1070xL470

SBSPAR6/1CR
 SBSPAR6/1ON
 SBSPAR6/1BR
 SBSPAR6/1NI
 SBSPAR6/1OL
 SBSPAR6/1NN



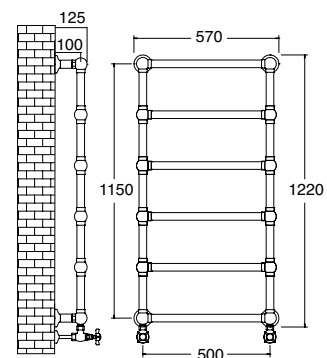
Radiatore scaldarreda da parete H1070xL570
Wall hung towel warmer H1070xL570
 Toallero térmico a pared H1070xL570

SBSPAR6/2CR
 SBSPAR6/2ON
 SBSPAR6/2BR
 SBSPAR6/2NI
 SBSPAR6/2OL
 SBSPAR6/2NN



Radiatore scaldarreda da parete H1220xL570
Wall hung towel warmer H1220xL570
 Toallero térmico a pared H1220xL570

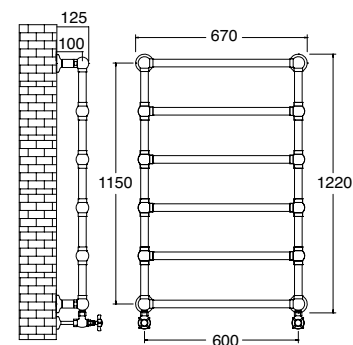
SBSPAR6/3CR
 SBSPAR6/3ON
 SBSPAR6/3BR
 SBSPAR6/3NI
 SBSPAR6/3OL
 SBSPAR6/3NN





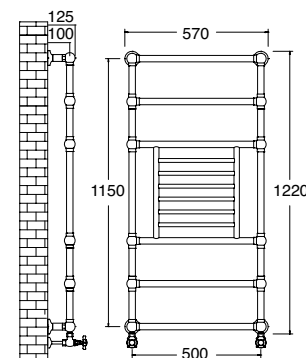
Radiatore scaldarreda da parete H1220xL670
Wall hung towel warmer H1220xL670
 Toallero térmico a pared H1220xL670

SBSPAR6/4CR
 SBSPAR6/4ON
 SBSPAR6/4BR
 SBSPAR6/4NI
 SBSPAR6/4OL
 SBSPAR6/4NN



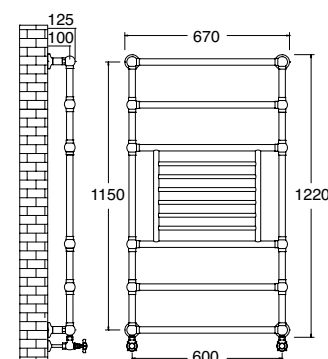
Radiatore scaldarreda da parete H1220xL570
Wall hung towel warmer H1220xL570
 Toallero térmico a pared H1220xL570

SBSPAR6/GR/1CR
 SBSPAR6/GR/1ON
 SBSPAR6/GR/1BR
 SBSPAR6/GR/1NI
 SBSPAR6/GR/1OL
 SBSPAR6/GR/1NN



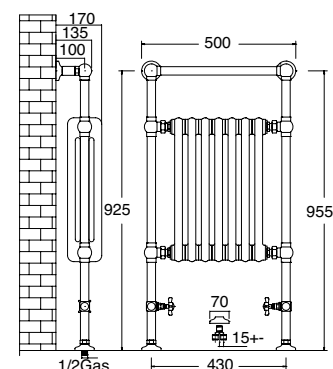
Radiatore scaldarreda da parete H1220xL670
Wall hung towel warmer H1220xL670
 Toallero térmico a pared H1220xL670

SBSPAR6/GR/2CR
 SBSPAR6/GR/2ON
 SBSPAR6/GR/2BR
 SBSPAR6/GR/2NI
 SBSPAR6/GR/2OL
 SBSPAR6/GR/2NN



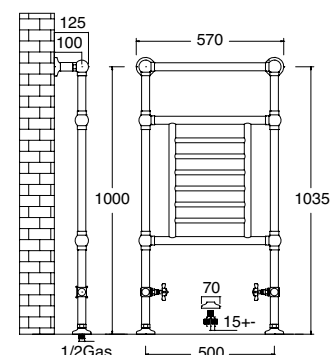
Radiatore scaldarreda da pavimento H955xL500
 con corpo centrale in alluminio
*Floor to wall towel warmer H955xL500 with
 aluminium central element*
 Toallero térmico suelo-pared H955xL500 con
 cuerpo de aluminio central

SBSPAV3/1GCR
 SBSPAV3/1GON
 SBSPAV3/1GBR
 SBSPAV3/1GNI
 SBSPAV3/1GOL
 SBSPAV3/1GNN



Radiatore scaldarreda da pavimento H1035xL570
Floor to wall towel warmer H1035xL570
 Toallero térmico suelo-pared H1035xL570

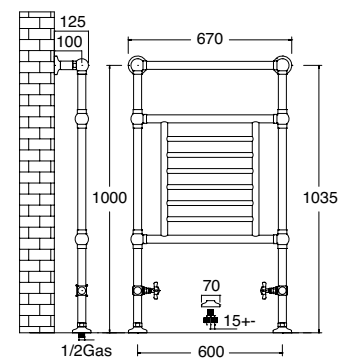
SBSPAV3/GR/1CR
 SBSPAV3/GR/1ON
 SBSPAV3/GR/1BR
 SBSPAV3/GR/1NI
 SBSPAV3/GR/1OL
 SBSPAV3/GR/1NN





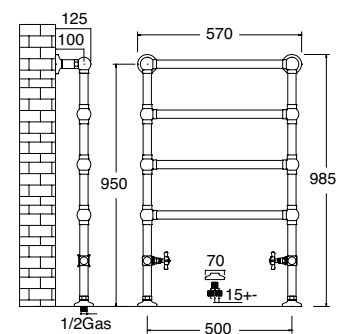
Radiatore scaldarreda da pavimento H1035xL670
 Floor to wall towel warmer H1035xL670
 Toallero térmico suelo-pared H1035xL670

SBSPAV3/GR/2CR
 SBSPAV3/GR/2ON
 SBSPAV3/GR/2BR
 SBSPAV3/GR/2NI
 SBSPAV3/GR/2OL
 SBSPAV3/GR/2NN



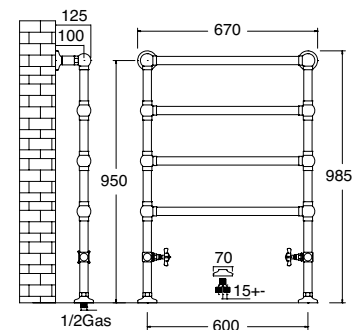
Radiatore scaldarreda da pavimento H985xL570
 Floor to wall towel warmer H985xL570
 Toallero térmico suelo-pared H1035xL570

SBSPAV4/1CR
 SBSPAV4/1ON
 SBSPAV4/1BR
 SBSPAV4/1NI
 SBSPAV4/1OL
 SBSPAV4/1NN



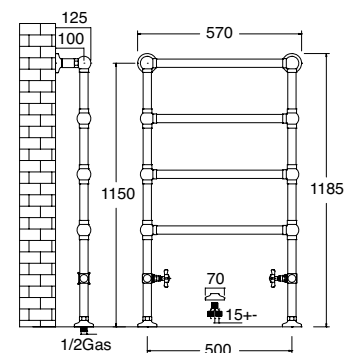
Radiatore scaldarreda da pavimento H985xL670
 Floor to wall towel warmer H985xL670
 Toallero térmico suelo-pared H985xL670

SBSPAV4/2CR
 SBSPAV4/2ON
 SBSPAV4/2BR
 SBSPAV4/2NI
 SBSPAV4/2OL
 SBSPAV4/2NN



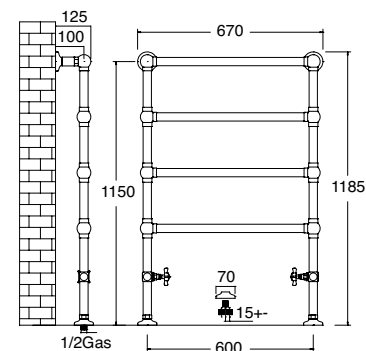
Radiatore scaldarreda da pavimento H1185xL570
 Floor to wall towel warmer H1185xL570
 Toallero térmico suelo-pared H1185xL570

SBSPAV4/3CR
 SBSPAV4/3ON
 SBSPAV4/3BR
 SBSPAV4/3NI
 SBSPAV4/3OL
 SBSPAV4/3NN



Radiatore scaldarreda da pavimento H1185xL670
 Floor to wall towel warmer H1185xL670
 Toallero térmico suelo-pared H1185xL670

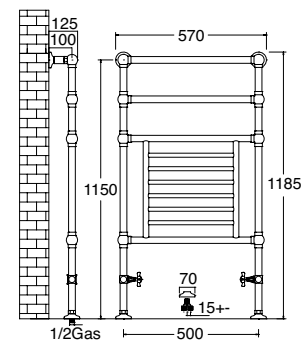
SBSPAV4/4CR
 SBSPAV4/4ON
 SBSPAV4/4BR
 SBSPAV4/4NI
 SBSPAV4/4OL
 SBSPAV4/4NN





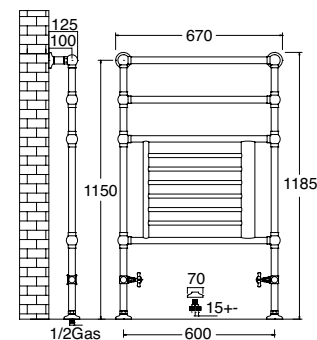
Radiatore scaldarreda da pavimento H1185xL570
Floor to wall towel warmer H1185xL570
 Toallero térmico suelo-pared H1185xL570

SBSPAV4/GR/1CR
 SBSPAV4/GR/1ON
 SBSPAV4/GR/1BR
 SBSPAV4/GR/1NI
 SBSPAV4/GR/1OL
 SBSPAV4/GR/1NN



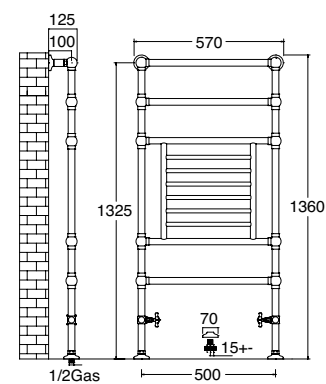
Radiatore scaldarreda da pavimento H1185xL670
Floor to wall towel warmer H1185xL670
 Toallero térmico suelo-pared H1185xL670

SBSPAV4/GR/2CR
 SBSPAV4/GR/2ON
 SBSPAV4/GR/2BR
 SBSPAV4/GR/2NI
 SBSPAV4/GR/2OL
 SBSPAV4/GR/2NN



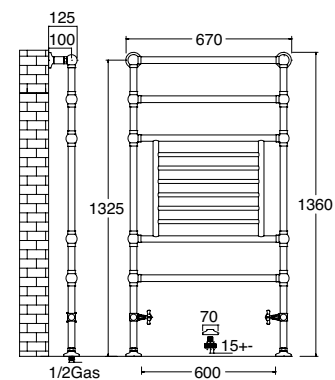
Radiatore scaldarreda da pavimento H1360xL570
Floor to wall towel warmer H1360xL570
 Toallero térmico suelo-pared H1360xL570

SBSPAV5/GR/1CR
 SBSPAV5/GR/1ON
 SBSPAV5/GR/1BR
 SBSPAV5/GR/1NI
 SBSPAV5/GR/1OL
 SBSPAV5/GR/1NN



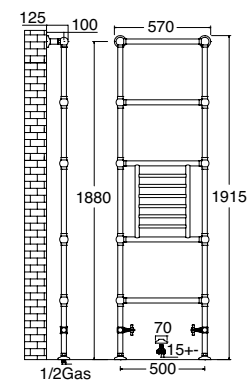
Radiatore scaldarreda da pavimento H1360xL670
Floor to wall towel warmer H1360xL670
 Toallero térmico suelo-pared H1360xL670

SBSPAV5/GR/2CR
 SBSPAV5/GR/2ON
 SBSPAV5/GR/2BR
 SBSPAV5/GR/2NI
 SBSPAV5/GR/2OL
 SBSPAV5/GR/2NN



Radiatore scaldarreda da pavimento H1915xL570
Floor to wall towel warmer H1915xL570
 Toallero térmico suelo-pared H1915xL570

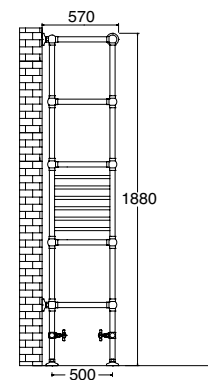
SBSPAV5/DGRCR
 SBSPAV5/DGRON
 SBSPAV5/DGRBR
 SBSPAV5/DGRNI
 SBSPAV5/DGROL
 SBSPAV5/DGRNN





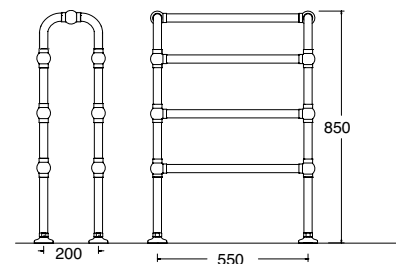
Radiatore scaldarreda a bandiera da pavimento
H1880xL570
Flag towel warmer H1880xL570
Toallero Termico en bandera H1880xL570

SBSPAV5/DGRBCR
SBSPAV5/DGRBON
SBSPAV5/DGRBBR
SBSPAV5/DGRBNI
SBSPAV5/DGRBOL
SBSPAV5/DGRBNN



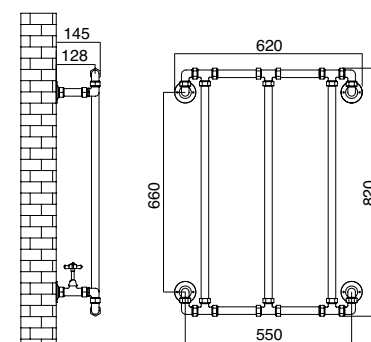
Radiatore scaldarreda a Cavalletto
H850xL550xI200
Heated towel Horse H850xL550xI200
Toallero Termico H850xL550xI200

SBSPAVCAVCR
SBSPAVCAVON
SBSPAVCAVBR
SBSPAVCAVNI
SBSPAVCAVOL
SBSPAVCAVNN



Termoarredo stile industriale verticale
con valvole
Vertical Industrial towel warmer with valves
Toallero Termico Industrial con valvulas

NYSPARVCR
NYSPARVON
NYSPARVBR
NYSPARVNI
NYSPARVOL
NYSPARVNN



Misure speciali e versione orizzontale disponibili su richiesta
Horizontal version and special dimentionis avalable upon order
Version horizontal y medidas especiales disponibles bajo pedido

Resistenza per funzionamento elettrico
Resistance for electrical functioning
Resistencia para función eléctrica

SBAT211

Resistenza per funzionamento
con termostato elettrico
Resistance for electrical functioning with display
Resistencia para función eléctrica con pantalla

SBAT212

Per funzione mista idro/elettrica
For water+electrical functioning
Para función idro/electrica

DUAL

Differenza per installazione in perpendicolare
Price adjustment for flag installation
 Diferencia para instalación perpendicular

BandieraCR
 BandieraON
 BandieraBR
 BandieraNI
 BandieraOL
 BandieraNN

Differenza per inserimento mensola
 Max ingombro 300mm
Price adjustment for shelf addition
Maximum depth 300mm
 Diferencia para inserción estante
 Maxima profundidad 300mm

MensolaCR
 MensolaON
 MensolaBR
 MensolaNI
 MensolaOL
 MensolaNN



Cover in ottone per resistenza elettrica semplice
Brass cover for resistance
for electrical functioning
 Cobertura por resistencia eléctrica

SBCOVERCR
 SBCOVERON
 SBCOVERBR
 SBCOVERNI
 SBCOVEROL
 SBCOVERNN

RADIATORI IN GHISA

Radiators - Radiadores


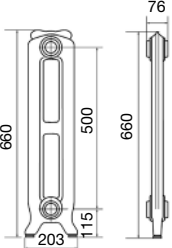



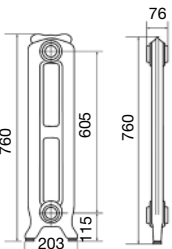
NOTE GENERALI • GENERAL INFORMATION • INFORMACIONES GENERALES

I radiatori Art Nouveau sono prodotti in ghisa. I prezzi si riferiscono al singolo elemento. I radiatori sono componibili nel numero di elementi desiderati fino ad un massimo di 20 elementi inclusi i laterali. Per batterie superiori a 14 elementi verrà inserito un elemento laterale nel centro per dare maggiore stabilità al radiatore. Si consiglia pertanto, per batterie con più di 14 elementi, di ordinare un numero dispari di elementi. Il prezzo si calcola moltiplicando il costo del singolo elemento per il numero di elementi desiderati. I radiatori possono essere realizzati nella colorazione bianco smaltato (RAL 9010) considerando un sovrapprezzo del 35% rispetto al prezzo standard. I nostri radiatori sono certificati CE e rispettano la normativa EN442.

The Art Nouveau Radiators are manufactured in cast iron. The prices refer to single elements. The radiators can be assembled in groups to a maximum 20 elements including lateral elements. For radiators bigger than 14 elements an additional lateral element will be added in the middle to give more stability to the radiator itself. We recommend you order radiators of more than 14 elements in an odd number of sections. The price is calculated multiplying the cost of a single element times the number of desired elements. The radiators can be produced in white colour (RAL 9010) adding a 35% to the standard cast iron price. Our radiators are CE approved and comply with EN 442 regulation.

Los Radiadores Art Nouveau son producidos en hierro colado. Los precios indicados se refieren a el elemento singulo. Los radiadores son componibles en la cantidad de unidades deseada hasta un máximo de 20 unidades, laterales incluidos. Por baterías superior a 14 unidades, un elemento lateral será insertado en el centro para darsele mayor estabilidad a el radiador, por lo cual, por baterías con mas que 14 elementos, se aconseja pedir un numero de unidades impar. El precio se calula multiplicando el precio del elemento singulo por el numero de elementos deseados. Los radiadores se pueden producir también en blanco brillante (Ral 9010) añadiendo el 35% a el precio standard. Nuestro radiadores son certificados CE y respetan la normativa EN442.

Cod.

	<p>Radiatore Art Nouveau 2 colonne decorato elemento esterno mm 660 <i>Art Nouveau 2 columns decorated radiator external element. mm 660</i> Radiador decorado 2 columnas elemento exterior mm 660</p>	<p>RAD2660L</p>	
	<p>Radiatore Art Nouveau 2 colonne decorato elemento interno mm 660 <i>Art Nouveau 2 columns decorated radiator internal element. mm 660</i> Radiador decorado 2 columnas elemento interior mm 660</p>	<p>RAD2660I</p>	
	<p>Radiatore Art Nouveau 2 colonne decorato elemento esterno mm 760 <i>Art Nouveau 2 columns decorated radiator external element mm 760</i> Radiador decorado 2 columnas elemento exterior mm 760</p>	<p>RAD2760L</p>	



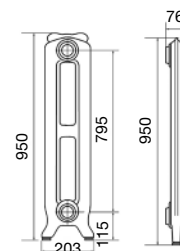
Radiatore Art Nouveau 2 colonne decorato
elemento interno mm 760
*Art Nouveau 2 columns decorated radiator
internal element mm 760*
Radiador decorado 2 columnas elemento
interior mm 760

RAD2760I



Radiatore Art Nouveau 2 colonne
decorato elemento esterno mm 950
*Art Nouveau 2 columns decorated radiator
external element mm 950*
Radiador decorado 2 columnas elemento
exterior mm 950

RAD2950L



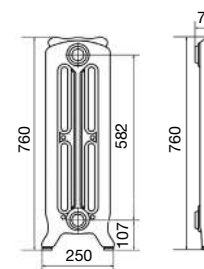
Radiatore Art Nouveau 2 colonne
decorato elemento interno mm 950
*Art Nouveau 2 columns decorated radiator
internal element mm 950*
Radiador decorado 2 columnas elemento
interior mm 950

RAD2950I



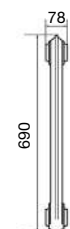
Radiatore Art Nouveau 3 colonne
decorato elemento esterno mm 760
*Art Nouveau 3 columns decorated radiator
external element mm 760*
Radiador decorado 3 columnas elemento
exterior mm 760

RAD3760L



Radiatore Art Nouveau 3 colonne
decorato elemento interno mm 760
*Art Nouveau 3 columns decorated radiator
internal element mm 760*
Radiador decorado 3 columnas elemento
interior mm 760

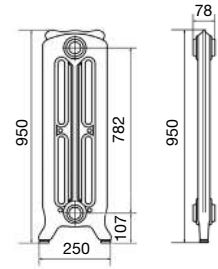
RAD3760I





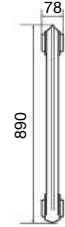
Radiatore Art Nouveau 3 colonne
decorato elemento esterno mm 950
*Art Nouveau 3 columns decorated radiator
external element mm 950*
Radiador decorado 3 columnas elemento
exterior mm 950

RAD3950L



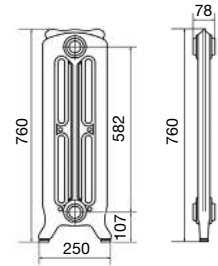
Radiatore Art Nouveau 3 colonne
decorato elemento interno mm 950
*Art Nouveau 3 columns decorated radiator
internal element mm 950*
Radiador decorado 3 columnas elemento
interior mm 950

RAD3950I



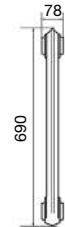
Radiatore Art Nouveau 3 colonne
liscio elemento esterno mm 760
*Art Nouveau 3 columns plain radiator
external element mm 760*
Radiador 3 columnas elemento
exterior mm 760

RAL3760L



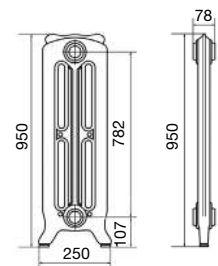
Radiatore Art Nouveau 3 colonne
liscio elemento interno mm 760
*Art Nouveau 3 columns plain radiator
internal element mm 760*
Radiador 3 columnas elemento
interior mm 760

RAL3760I



Radiatore Art Nouveau 3 colonne
liscio elemento esterno mm 950
*Art Nouveau 3 columns plain radiator
external element mm 950*
Radiador 3 columnas elemento
exterior mm 950

RAL3950L





Radiatore Art Nouveau 3 colonne
liscio elemento interno mm 950
*Art Nouveau 3 columns plain radiator
internal element mm 950*
Radiador 3 columnas elemento
interior mm 950

RAL3950I



Sovrapprezzo per colorazione Ral bianco
White Ral 9010 colour
Aumento de precio para color Blanco Ral 9010

----- -B

+35%



Kit completo in finitura anticata e brunita
composto da valvola squadra attacco ferro da 1/2",
detentore squadro attacco ferro da 1/2",
valvolina di sfiato da 1/2" e tappino cieco da 1/2"
*Old style kit for 1/2" iron connection complete
with angle valve, angle lockshield valve, 1/2" air
vent and 1/2" little blank plug.*
Kit completo con acabado bronce con valvula
escuadra ataque hierro 1/2", receptor escuadro
ataque hierro 1/2", válvula de ventilación 1/2"
y tapon ciego 1/2".

KIT-LIB1/2
anticato_antique

KIT-LIB1/2BR
bronzo_burnished



Kit completo con finitura anticata e brunita
composto da regolatore caldo/freddo con manico
in legno, 13 x 7 cm, attacco ferro da 1/2",
detentore squadro attacco ferro da 1/2",
valvolina di sfiato da 1/2" e tappino cieco da 1/2"
*Old style kit for 1/2" iron connection complete
with angle hot/cold valve with wooden handle
13x7cm, angle lockshield valve, 1/2" air vent
and 1/2" little blank plug.*
Kit completo acabado bronce con regulador cali-
ente/frio con maneta de madera 13x7 cm, valvula
escuadra ataque hierro 1/2", receptor
escuadro ataque hierro 1/2", válvula de
ventilación 1/2" y tapon ciego 1/2".

KIT-LIB
anticato_antique

KIT-LIBBR
bronzo_burnished



Kit completo in finitura anticata e brunita
omposto da valvola squadra attacco ferro da 3/4",
detentore squadro attacco ferro da 3/4",
valvolino di sfiato da 1/2" e tappino cieco da 1/2"
*Old style kit for 3/4" iron connection complete
with angle valve, angle lockshield valve, 1/2"
air vent and 1/2" little blank plug.*
Kit completo con acabado bronce con valvula
escuadra ataque hierro 3/4", receptor escuadro
ataque hierro 3/4", válvula de ventilación 1/2"
y tapon ciego 1/2".

KIT-LIB3/4
anticato_antique

KIT-LIB3/4BR
bronzo_burnished

SPECCHI

Mirrors - Espejos

FINITURE • FINISHES • ACABADOS

OR Oro • Gold • Dorado
OI Oro Invecchiato • Antique Gold • Dorado antiguo
OG Oro Grinzoso • Wrinkled Gold • Dorado arrugado
AR Argento • Silver • Plata
AI Argento Invecchiato • Antique Silver • Plata antiguo
AG Argento Grinzoso • Wrinkled Silver • Plata arrugado
AM Argento Mecca • Silver Mecca • Plata y dorado

AGU Argento guazzo • Silver • Plata charco
BO Bianco Opaco • Matt white • Blanco mate
BL Bianco Lucido • Shiny White • Blanco brillante
NO Nero Opaco • Matt Black • Negro mate
NL Nero Lucido • Shiny Black • Negro brillante
GR Grigio Piombo • Dark Grey • Gris plomo


ISTRUZIONI PER L'UTILIZZO DEL LISTINO

HOW TO USE THIS PRICE LIST • INSTRUCCIONES PARA EL USO DE LA LISTA DE PRECIOS

Esempio ordine: Tiffany 70X70 cm Argento Invecchiato

Example of order: Tiffany 70X70 cm Silver Mecca

Ejemplo de pedido: Tiffany 70X70 cm Plata y dorado

	Cod.	Coefficiente_Coefficient_Coefficiente
1 	Tiffany 70X70 cm	2,75
	374AOR	2,75 5
	374AAR	2,75
	374AOI	2,75
	374AAI	2,75
	374ABO	2,60
	374ANO	2,60
	374ARAL	2,60

1) Immagine del prodotto

Image of product • Imagen del producto

2) Descrizione prodotto

Product description • Descripción producto

3) Finitura del prodotto (AI)

Product finish (AI) • Acabado del producto (AI)

4) Prezzo del prodotto

Product price • Precio del producto

5) Coefficiente per misure fuori standard

Coefficient for made to measure dimensions

Coefficiente para tamaños personalizados

NOTE GENERALI • GENERAL INFORMATION • INFORMACIONES GENERALES

I nostri specchi sono rigorosamente prodotti in Italia da esperti artigiani del mestiere. I prodotti sono realizzati con aste di legno. Le finiture sono di pregio ed eventuali piccole imperfezioni sono da ricondurre alla lavorazione a mano delle stesse. Gli specchi, fatta eccezione per le forme ovali, hanno vetri molati. Il retro è rifinito con velluto raso beige ed i ganci sono due per essere appesi sia in orizzontale che in verticale. L'artigianalità di questi articoli ci consente di poterli realizzare, su richiesta, in qualsiasi dimensione. Per calcolare il prezzo di uno specchio su misura dovrete utilizzare il Coefficiente indicato nell'ultima colonna di destra del listino, e svolgere il seguente calcolo: (base+altezza)x coefficiente. Per esempio, se volete acquistare lo specchio Cellini (art. 531) 120x80 : (120+80) x 2,8=

Qualora la colonna coefficiente sia vuota, lo specchio è disponibile solo nelle misure standard elencate.

Our mirrors are wholly manufactured in Italy by skilled craftsmen. The items are made of wooden frames. The external finishes are precious and are a testament to the artisan production process. Our mirrors, with the exception of the oval shaped mirrors, have bevelled edges to the glass. The back side is protected with beige velvet and comes with hooks for hanging the mirror vertically or horizontally. The close control of our production process provide us with great flexibility and we can also satisfy special requests for made to measure mirrors. In order to calculate the price of a made to measure mirror you should use the coefficient indicated in the last column of the following pages, and make the following calculation: for example you want to purchase a Cellini mirror (art.531) 120x80: you should sum 120+80 and multiply by the coefficient to find the retail cost ie (120+80) x 2,8= Where the coefficient column is empty, it means that the mirror is available only in the standard dimensions.

Nuestros espejos son producidos en Italia mediante sistemas artesanos. Los productos son realizados con marcos de madera. Los acabados son preciosos y reflejan la artesanía de la producción. Los espejos, excepto en las formas ovales, llevan vidros molados. El reverso es acabado con terciopelo beige y lleva dos ganchos para poder instalar el espejo horizontal o vertical. La artesanía de nuestros productos nos permite flexibilidad para satisfacer también demandas de productos personalizados de cualquier tamaño. Para calcular el precio de un espejo a medida tendrais que utilizar el coeficiente que podeis encontrar en la ultima columna a la derecha, y desarrollar el siguiente cálculo: (base+altura) x coeficiente. Por ejemplo, si queréis calcular el precio del espejo Cellini (art. 531) 120x80: (120+80)x 2,8=

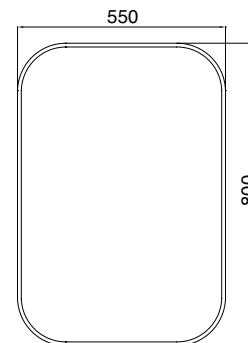
Si la columna del coeficiente es vacía, el espejo es disponible únicamente en las medidas estandar listadas.



Specchio Duca D'aosta 55xh80 cm
con profilo in ottone
*Duca D'aosta mirror 55xh80 cm
with brass profiles*
Espejo Duca D'Aosta cm 55xh80
con perfil en latón

*Specchi con misure speciali disponibili su richiesta
**Made-to -measure dimensions available upon request*
*Espejos con dimensiones a medida disponibles bajo pedido

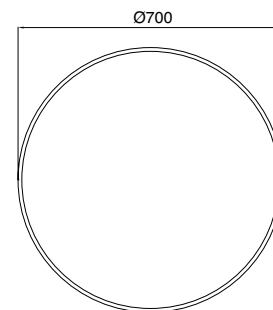
DA300CR
DA300ON
DA300BR
DA300NI
DA300OL
DA300NN



Specchio Duca D'aosta Ø70 cm
con profilo in ottone
*Duca D'aosta mirror Ø70 cm
with brass profiles*
Espejo Duca D'Aosta Ø70
con perfil en latón

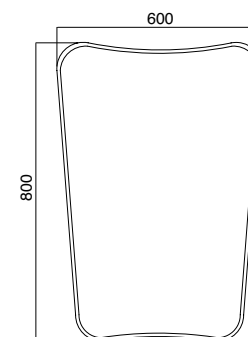
*Specchi con misure speciali disponibili su richiesta
**Made-to -measure dimensions available upon request*
*Espejos con dimensiones a medida disponibles bajo pedido

DA400CR
DA400ON
DA400BR
DA400NI
DA400OL
DA400NN



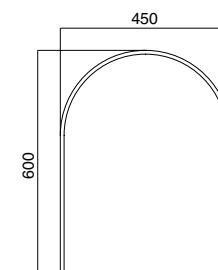
Specchio Aurora 800x600 mm

DA600CR
DA600ON
DA600BR
DA600NI
DA600OL
DA600NN



Specchio Duca d'Aosta ad arco 450x600 mm

DA500CR
DA500ON
DA500BR
DA500NI
DA500OL
DA500NN



Specchio Loira molato 70xh90 cm
rilegato con profilo in ottone
*Bevelled Loira mirror 70xh90 cm
with brass profiles*
Espejo Loira biselado cm70xh 90
con perfiles en latón

SB014O
ottone_brass_latón
SB014A
alpaca_alpaca




Specchio Savoia con profilo in ottone ed inserti in vetrofloat 100xh65 cm
Savoia mirror with brass profiles and insert made of float-glass 100xh65 cm
 Espejo Savoia con perfiles en latón y insertos en vidrio flotado cm 100xh65

*Specchi con misure speciali disponibili su richiesta
 **Made-to -measure dimensions available upon request*
 *Espejos con dimensiones a medida disponibles bajo pedido

SB002O
 ottone_brass_latón

SB002A
 alpaca_alpaca

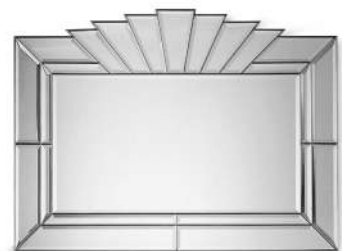


Specchio Lorena con profilo in ottone ed inserti in vetrofloat 110xh80 cm
Lorena mirror with brass profiles and insert made of float-glass 110xh80 cm
 Espejo Lorena con perfiles en latón y insertos en vidrio flotado cm 110xh80

*Specchi con misure speciali disponibili su richiesta
 **Made-to -measure dimensions available upon request*
 *Espejos con dimensiones a medida disponibles bajo pedido

SB013O
 ottone_brass_latón

SB013A
 alpaca_alpaca



Specchio Alsazia con profilo in ottone ed inserti in vetrofloat 120xh90 cm
Alsazia mirror with brass profiles and insert made of float-glass 120xh90 cm
 Espejo Alsazia con perfiles en latón y insertos en vidrio flotado cm 120xh90

*Specchi con misure speciali disponibili su richiesta
 **Made-to -measure dimensions available upon request*
 *Espejos con dimensiones a medida disponibles bajo pedido

SB027O
 ottone_brass_latón

SB027A
 alpaca_alpaca




Specchio Ardena molato 70xh90 cm rilegato con profilo in ottone
Bevelled Ardena mirror 70xh90 cm with brass profiles
 Espejo Ardena biselado cm70xh 90 con perfiles en latón

SB019O
 ottone_brass_latón

SB019A
 alpaca_alpaca

Tiffany 70X70 cm




374AOR	5
374AAR	5
374AOI	5
374AAI	5
374ABO	5
374ANO	5
374ARAL	5



Tiffany 100X70 cm

374OR	5
374AR	5
374OI	5
374AI	5
374BO	5
374NO	5
374RAL	5




Decò 70X70 cm

245AOG	5,55
245AAG	5,55
245ABL	5,55
245ANL	5,55
245AGR	5,55



Decò 100X70 cm

245OG	5,55
245AG	5,55
245BL	5,55
245NL	5,55
245GR	5,55



Canova 70X70 cm

105AOR	4,75
105AAR	4,75
105AOI	4,75
105AAI	4,75
105ABO	4,75
105ANO	4,75
105AGR	4,75
105ARAL	4,75



Canova 100X70 cm

105OR	4,75
105AR	4,75
105OI	4,75
105AI	4,75
105BO	4,95
105NO	4,95
105GR	4,95
105RAL	4,95



Bernini 70X90 cm

106OG
106AG
106BL
106NL



Francese 72X92 cm

710OR
710AR
710OI
710AI
710AM
710BL
710NL
710BO
710NO
710RAL



Francese Ovale 70X90 cm

711OR
711AR
711OI
711AI
711AM
711BL
711NL
711BO
711NO
711RAL



Ghiberti

683OR
683AR
683OI
683AI
683BL
683NL
683BO
683NO
683RAL



New York

NY313CR
NY313ON
NY313BR
NY313NI
NY313OL
NY313NN

NEW Canaletto 70X70 cm



626AOR	5,5
626AAR	5,5
626AOI	5,5
626AAI	5,5
626AAM	5,5

NEW Canaletto 100X70 cm




626OR	5
626AR	5
626OI	5
626AI	5
626AM	5

Brunelleschi 70x70



817AOR
817AAR
817AOI
817AAI
817ABL
817ANL
817ABO
817ANO
817ARAL

Brunelleschi 70x100



817OR
817AR
817OI
817AI
817BL
817NL
817BO
817NO
817RAL

Donatello 70x70



554AOR
554AAR
554AOI
554AAI
554ABL
554ANL
554ABO
554ANO
554ARAL



Donatello 70x100

554OR
554AR
554OI
554AI
554BL
554NL
554BO
554NO
554RAL



Cellini 70X70 cm

531AOR
531AAR
531AOI
531AAI

5,5
5,5
5,5
5,5



Cellini 100X70 cm

531OR
531AR
531OI
531AI

5,5
5,5
5,5
5,5



Botticelli 70X70 cm

532AOR
532AAR
532AOI
532AAI

5,5
5,5
5,5
5,5



Botticelli 100X70 cm

532OR
532AR
532OI
532AI

5,5
5,5
5,5
5,5



Rococò 94X74 cm

970AOI
970AAI
970ABL
970ANL
970ABO
970ANO



Rococò 118X74 cm

970OI
970AI
970BL
970NL
970BO
970NO

FABACEE



Carta - Paper - Papel	Decoro - Decor - Decoro	Cod.
Fabacee Rose	Paper	FABROC
Fabacee Rose	Canvas	FABROT
Fabacee Rose	Brushed	FABROB
Fabacee Rose	Plaster	FABROI
Fabacee Rose	Wood	FABROL
Fabacee Rose	Wet zone	FABROW
Fabacee Light Blue	Paper	FABLBC
Fabacee Light Blue	Canvas	FABLBT
Fabacee Light Blue	Brushed	FABLBB
Fabacee Light Blue	Plaster	FABLBI
Fabacee Light Blue	Wood	FABLBL
Fabacee Light Blue	Wet zone	FABLW

CROCUS



Carta - Paper - Papel	Decoro - Decor - Decoro	Cod.
Crocus Blue	Paper	CROBLC
Crocus Blue	Canvas	CROBLT
Crocus Blue	Brushed	CROBLB
Crocus Blue	Plaster	CROBLI
Crocus Blue	Wood	CROBLL
Crocus Blue	Wet zone	CROBLW
Crocus Graphite	Paper	CROGRC
Crocus Graphite	Canvas	CROGRT
Crocus Graphite	Brushed	CROGRB
Crocus Graphite	Plaster	CROGRI
Crocus Graphite	Wood	CROGRL
Crocus Graphite	Wet zone	CROGRW
Crocus Bronze	Paper	CROBRC
Crocus Bronze	Canvas	CROBRT
Crocus Bronze	Brushed	CROBRB
Crocus Bronze	Plaster	CROBRI
Crocus Bronze	Wood	CROBRL
Crocus Bronze	Wet zone	CROBRW

ASTER



Carta - Paper - Papel	Decoro - Decor - Decoro	Cod.
Aster Rose	Paper	ASTROC
Aster Rose	Canvas	ASTROT
Aster Rose	Brushed	ASTROB
Aster Rose	Plaster	ASTROI
Aster Rose	Wood	ASTROL
Aster Rose	Wet zone	ASTROW
Aster Beige	Paper	ASTBEC
Aster Beige	Canvas	ASTBET
Aster Beige	Brushed	ASTBEB
Aster Beige	Plaster	ASTBEI
Aster Beige	Wood	ASTBEL
Aster Beige	Wet zone	ASTBEW

MAYFLOWERS



Carta - Paper - Papel	Decoro - Decor - Decoro	Cod.
Mayflowers	Paper	MAYC
Mayflowers	Canvas	MAYT
Mayflowers	Brushed	MAYB
Mayflowers	Plaster	MAYI
Mayflowers	Wood	MAYL
Mayflowers	Wet zone	MAYW

PEONIE




Carta - Paper - Papel	Decoro - Decor - Decoro	Cod.
Peonie	Paper	PEOC
Peonie	Canvas	PEOT
Peonie	Brushed	PEOB
Peonie	Plaster	PEOI
Peonie	Wood	PEOL
Peonie	Wet zone	PEOW

BAROCCO



Carta - Paper - Papel	Decoro - Decor - Decoro	Cod.
Barocco Anthracite	Paper	BARANC
Barocco Anthracite	Canvas	BARANT
Barocco Anthracite	Brushed	BARANB
Barocco Anthracite	Plaster	BARANI
Barocco Anthracite	Wood	BARANL
Barocco Anthracite	Wet zone	BARANW
Barocco Light Blue	Paper	BARLBC
Barocco Light Blue	Canvas	BARLBT
Barocco Light Blue	Brushed	BARLBB
Barocco Light Blue	Plaster	BARLBI
Barocco Light Blue	Wood	BARLBL
Barocco Light Blue	Wet zone	BARLBW

DÉCO



Carta - Paper - Papel	Decoro - Decor - Decoro	Cod.
Déco	Paper	DECC
Déco	Canvas	DECT
Déco	Brushed	DECB
Déco	Plaster	DECI
Déco	Wood	DECL
Déco	Wet zone	DECW



METYLAN VIOLA HENKEL

Colla consigliata
Recommended glue
pegamento recomendado

INDICE ANALITICO _ Analytical index _ indice analítico

Cod.	Pag.	Cod.	Pag.	Cod.	Pag.	Cod.	Pag.	Cod.	Pag.
4001	83	00-02PW	82, 84	374ABO	229	5506/3	54	710RAL	231
4002	84	0002	18, 31, 46, 55	374AI	230	554AAI	232	711AI	231
4006	85	01-CAT	63	374ANO	229	554AAI	233	711AM	231
4007	85	01N-CAT	63	374AOI	229	554AAR	232	711AR	231
4009	86	02-CAT	63	374AOR	229	554AAR	233	711BL	231
4010	87	02N-CAT	63	374AR	230	554ABL	232	711BO	231
4011	87	03-CAT	63	374ARAL	229	554ABL	233	711NL	231
4012	81	03N-CAT	63	374BO	230	554ABO	232	711NO	231
4013	87	04-CAT	63	374NO	230	554ANL	232	711OI	231
5003	89	04N-CAT	63	374OI	230	554ANO	232	711OR	231
5004	90	05-CAT	63	374OR	230	554AOI	232	711RAL	231
5005	90	05N-CAT	63	374RAL	230	554AOR	232	7200/1	21
5006	91	06-07P1CR	85	3999CR	81	554ARAL	232	7200/3	21
5007	89	06-07P1G	85	3999G	81	5700/1	34	817AAI	232
5022	45	06-07P1W	85	3999W	81	5700/3	34	817AAR	232
5033	45	06-07PW	85	4000	82	5758/1	38	817ABL	232
5044	45	06-CAT	63	4000A	82	5758/3	38	817ABO	232
5058	59	06-L	64	4000B	82	5765/1	37	817AI	232
5059	59	06-LN	64	4001A	83	5765/3	37	817ANL	232
5060	59	06N-CAT	63	4001AP	83	5770/1	36	817ANO	232
5061	59	07-L	64	4001APB	83	5770/3	36	817AOI	232
5063	59	07-LN	64	4001P	83	5771	34	817AOR	232
5064	60	09PCR	86	4001PB	83	5775/1	35	817AR	232
5065	60	09PG	86	4002A	84	5775/3	35	817ARAL	232
5066	60	09PW	86	4002B	84	5901/1	39	817BL	232
5067	60	105AAI	230	4006A	85	5901/3	39	817BO	232
5068	60	105AAR	230	4006P	85	5903/1	39	817NL	232
5069	60	105ABO	230	4006PB	85	5903/3	39	817NO	232
5107	39	105AGR	230	4010FR	87	626AAI	232	817OI	232
5109	39	105AI	230	4013P	87	626AAM	232	817OR	232
5128	40	105ANO	230	4013W	87	626AAR	232	817RAL	232
5129	41	105AOI	230	5003L	89	626AI	232	9006/1	12
5130	43	105AOR	230	5004L	90	626AM	232	9006/3	12
5177	42	105AR	230	5005L	90	626AOI	232	9028C	61
5179	42	105ARAL	230	5007L	89	626AOR	232	9029C	61
5306	46	105BO	230	5055	59	626AR	232	9029L	14
5309	46	105GR	230	5055A	59	626OI	232	9029LC	61
5324	55	105NO	230	5128C	62	626OR	232	9030C	61
5398	55	105OI	230	5129C	62	683AI	231	9030LL	16
5520	54	105OR	230	5129L	41	683AM	231	9030LLC	61
5521	54	105RAL	230	5130C	62	683AR	231	9065/1	10
5771	35, 36, 37, 38, 51, 52, 53	106AG	231	5130L	43	683BL	231	9065/3	10
7001	23, 24	106BL	231	5130LL	44	683BO	231	9090/1	9
7020	25	106NL	231	5304/1	54	683NL	231	9090/3	9
7021	25	106OG	231	5304/3	54	683NO	231	9200/1	8
7024	31	12PCR	81	5305/1	54	683OI	231	9200/3	8
7028	26	12PG	81	5305/3	54	683OR	231	970AAI	234
7029	27	12PW	81	531AAI	233	683RAL	231	970ABL	234
7030	29	13-L	64	531AAR	233	7001/1	22	970ABO	234
7032	28	13-LN	64	531AI	233	7001/3	22	970AI	234
7034	28	14-L	64	531AOI	233	7028C	62	970ANL	234
7098	31	14-LN	64	531AOR	233	7029C	62	970ANO	234
7100	22	15-L	64	531AR	233	7029L	27	970AOI	234
9001	10	15-LN	64	531OI	233	7030C	63	970BL	234
9020	12	16-L	64	531OR	233	7030L	29	970BO	234
9021	12	16-LN	64	532AAI	233	7030LL	30	970NL	234
9024	15	17-L	64	532AAR	233	7050/1	24	970NO	234
9025	15	17-LN	64	532AI	233	7050/3	24	970OI	234
9026	18	1PBR	51, 52	532AOI	233	7064/1	24	AB75NI	109
9028	12	1PCR	51, 52	532AOR	233	7064/3	24	ABN76NI	110
9029	14	1PNI	51, 52	532AR	233	7070/1	23	AN116BR	111
9030	15	1PNN	51, 52	532OI	233	7070/3	23	AN116cBR	111
9036	18	1POL	51, 52	532OR	233	7070M	23	AN116cCR	111
9050	11	245AAG	230	5352/1	53	7096/1	25	AN116cNI	111
-TBI	81, 82, 83, 84, 85, 86, 87	245ABL	230	5352/3	53	7096/3	25	AN116cNN	111
-TRAL	81, 82, 83, 84, 85, 86, 87	245AG	230	5359/1	53	7100M	22	AN116cOL	111
-TSP	81, 82, 83, 84, 85, 86, 87	245AGR	230	5359/3	53	710AI	231	AN116cON	111
00-01PCR	82, 83, 84	245ANL	230	5359M	53	710AM	231	AN116CR	111
00-01PG	82, 83, 84	245AOG	230	5365/1	52	710AR	231	AN116NI	111
00-01PW	82, 83, 84	245BL	230	5365/3	52	710BL	231	AN116NN	111
00-02P1CR	82, 83, 84	245GR	230	5365M	52	710BO	231	AN116OL	111
00-02P1G	82, 83, 84, 86	245NL	230	5369/1	51	710NL	231	AN116ON	111
00-02P1W	82, 83, 84, 86	245OG	230	5369/3	51	710NO	231	AN116pBR	111
00-02PCR	82, 84	374AAI	229	5369M	51	710OI	231	AN116pCR	111
00-02PG	82, 84	374AAR	229	5506/1	54	710OR	231	AN116pNI	111

INDICE ANALITICO _ Analytical index _ indice analítico

Cod.	Pag.	Cod.	Pag.	Cod.	Pag.	Cod.	Pag.	Cod.	Pag.
AN116pNN	111	AN138BR	110	AN154s300dxCR	112	AT133150CR	151	AT184OL	168
AN116pOL	111	AN138CR	110	AN154s300dxNI	112	AT133150NI	151	AT184ON	168
AN116pON	111	AN138NI	110	AN154s300dxNN	112	AT133150NN	151	AT185BR	169
AN116s150dxBR	113	AN138NN	110	AN154s300dxOL	112	AT133150OL	151	AT185CR	169
AN116s150dxCR	113	AN138OL	110	AN154s300dxON	112	AT133150ON	151	AT185NI	169
AN116s150dxNI	113	AN138ON	110	AN154s300NI	112	AT133200BR	151	AT185NN	169
AN116s150dxNN	113	AN140BR	111	AN154s300NN	112	AT133200CR	151	AT185OL	169
AN116s150dxOL	113	AN140CR	111	AN154s300OL	112	AT133200NI	151	AT185ON	169
AN116s150dxON	113	AN140NI	111	AN154s300ON	112	AT133200NN	151	AT186BR	169
AN116s200dxBR	113	AN140NN	111	AN4071BR	113, 162	AT133200OL	151	AT186CR	169
AN116s200dxCR	113	AN140OL	111	AN4071CR	113, 162	AT133200ON	151	AT186NI	169
AN116s200dxNI	113	AN140ON	111	AN4071NI	113, 162	AT133300BR	151	AT186NN	169
AN116s200dxNN	113	AN142maBR	109	AN4071NN	113, 162	AT133300CR	151	AT186OL	169
AN116s200dxOL	113	AN142maCR	109	AN4071OL	113, 162	AT133300NI	151	AT186ON	169
AN116s200dxON	113	AN142maNI	109	AN4071ON	113, 162	AT133300NN	151	AT187BR	169
AN116s300dxBR	113	AN142maNN	109	AN4071ON	162	AT133300OL	151	AT187CR	169
AN116s300dxCR	113	AN142maOL	109	AN75BR	109	AT133300ON	151	AT187NI	169
AN116s300dxNI	113	AN142maON	109	AN75CR	109	AT134-250BR	170	AT187NN	169
AN116s300dxNN	113	AN142pBR	109	AN75NN	109	AT134-250CR	170	AT187OL	169
AN116s300dxOL	113	AN142pCR	109	AN75OL	109	AT134-250NI	170	AT187ON	169
AN116s300dxON	113	AN142pNI	109	AN75ON	109	AT134-250NN	170	AT188-1500BR	169
AN117BR	110	AN142pNN	109	AN76BR	110	AT134-250OL	170	AT188-1500CR	169
AN117CR	110	AN142pOL	109	AN76CR	110	AT134-250ON	170	AT188-1500NI	169
AN117DBR	110	AN142pON	109	AN76NN	110	AT134-300BR	170	AT188-1500NN	169
AN117DCR	110	AN142saBR	109	AN76OL	110	AT134-300CR	170	AT188-1500OL	169
AN117DNI	110	AN142saCR	109	AN76ON	110	AT134-300NI	170	AT188-1500ON	169
AN117DNN	110	AN142saNI	109	ASTBEB	236	AT134-300NN	170	AT188-2000BR	169
AN117DOL	110	AN142saNN	109	ASTBEC	236	AT134-300OL	170	AT188-2000CR	169
AN117DON	110	AN142saOL	109	ASTBEI	236	AT134-300ON	170	AT188-2000NI	169
AN117NI	110	AN142saON	109	ASTBEL	236	AT134-400BR	170	AT188-2000NN	169
AN117NN	110	AN146BR	110	ASTBET	236	AT134-400CR	170	AT188-2000OL	169
AN117OL	110	AN146CR	110	ASTBEW	236	AT134-400NI	170	AT188-2000ON	169
AN117ON	110	AN146NI	110	ASTROB	236	AT134-400NN	170	AT193BR	173
AN119BR	93, 200	AN146NN	110	ASTROC	236	AT134-400OL	170	AT193CR	173
AN119CR	93, 200	AN146OL	110	ASTROI	236	AT134-400ON	170	AT193NI	173
AN119NI	93, 200	AN146ON	110	ASTROL	236	AT178-130BR	174	AT193NN	173
AN119NN	93, 200	AN151BR	111	ASTROT	236	AT178-130CR	174	AT193OL	173
AN119OL	93, 200	AN151CR	111	ASTROW	236	AT178-130NI	174	AT193ON	173
AN119ON	93, 200	AN151NI	111	AT132-150BR	171	AT178-130NN	174	AT202BR	173
AN120BR	93, 200	AN151NN	111	AT132-150CR	171	AT178-130OL	174	AT202CR	173
AN120CR	93, 200	AN151OL	111	AT132-150NI	171	AT178-130ON	174	AT202NI	173
AN120NI	93, 200	AN151ON	111	AT132-150NN	171	AT178-60BR	174	AT202NN	173
AN120NN	93, 200	AN154dxBR	112	AT132-150OL	171	AT178-60CR	174	AT202OL	173
AN120OL	93, 200	AN154dxCR	112	AT132-150ON	171	AT178-60NI	174	AT202ON	173
AN120ON	93, 200	AN154dxNI	112	AT132-200BR	171	AT178-60NN	174	AT203BR	173
AN121BR	93, 200	AN154dxNN	112	AT132-200CR	171	AT178-60OL	174	AT203CR	173
AN121CR	93, 200	AN154dxOL	112	AT132-200NI	171	AT178-60ON	174	AT203NI	173
AN121NI	93, 200	AN154dxON	112	AT132-200NN	171	AT179BR	168	AT203NN	173
AN121NN	93, 200	AN154s150BR	112	AT132-200OL	171	AT179CR	168	AT203OL	173
AN121OL	93, 200	AN154s150CR	112	AT132-200ON	171	AT179NI	168	AT203ON	173
AN121ON	93, 200	AN154s150dxBR	112	AT132-300BR	171	AT179NN	168	AT204A	173
AN136-150dxBR	113	AN154s150dxCR	112	AT132-300CR	171	AT179OL	168	AT204AN	173
AN136-150dxCR	113	AN154s150dxNI	112	AT132-300NI	171	AT179ON	168	AT205BR	166
AN136-150dxNI	113	AN154s150dxNN	112	AT132-300NN	171	AT180BR	168	AT205CR	166
AN136-150dxNN	113	AN154s150dxOL	112	AT132-300OL	171	AT180CR	168	AT205DBR	166
AN136-150dxOL	113	AN154s150dxON	112	AT132-300ON	171	AT180NI	168	AT205DCR	166
AN136-150dxON	113	AN154s150NI	112	AT133-250BR	170	AT180NN	168	AT205DNI	166
AN136-200dxBR	113	AN154s150NN	112	AT133-250CR	170	AT180OL	168	AT205DNN	166
AN136-200dxCR	113	AN154s150OL	112	AT133-250NI	170	AT180ON	168	AT205DOL	166
AN136-200dxNI	113	AN154s150ON	112	AT133-250NN	170	AT181BR	168	AT205DON	166
AN136-200dxNN	113	AN154s200BR	112	AT133-250OL	170	AT181CR	168	AT205NI	166
AN136-200dxOL	113	AN154s200CR	112	AT133-250ON	170	AT181NI	168	AT205NN	166
AN136-200dxON	113	AN154s200dxBR	112	AT133-300BR	170	AT181NN	168	AT205OL	166
AN136-300dxBR	113	AN154s200dxCR	112	AT133-300CR	170	AT181OL	168	AT205ON	166
AN136-300dxCR	113	AN154s200dxNI	112	AT133-300NI	170	AT181ON	168	AT206	173
AN136-300dxNI	113	AN154s200dxNN	112	AT133-300NN	170	AT183BR	168	AT206N	173
AN136-300dxNN	113	AN154s200dxOL	112	AT133-300OL	170	AT183CR	168	AT209BR	166
AN136-300dxOL	113	AN154s200dxON	112	AT133-300ON	170	AT183NI	168	AT209CR	166
AN136-300dxON	113	AN154s200NI	112	AT133-400BR	170	AT183NN	168	AT209NI	166
AN137bBR	109	AN154s200NN	112	AT133-400CR	170	AT183OL	168	AT209NN	166
AN137bCR	109	AN154s200OL	112	AT133-400NI	170	AT183ON	168	AT209OL	166
AN137bNI	109	AN154s200ON	112	AT133-400NN	170	AT184BR	168	AT209ON	166
AN137bNN	109	AN154s300BR	112	AT133-400OL	170	AT184CR	168	AT228BR	167
AN137bOL	109	AN154s300CR	112	AT133-400ON	170	AT184NI	168	AT228CR	167
AN137bON	109	AN154s300dxBR	112	AT133150BR	151	AT184NN	168	AT228NI	167

INDICE ANALITICO _ Analytical index _ indice analítico

Cod.	Pag.	Cod.	Pag.	Cod.	Pag.	Cod.	Pag.	Cod.	Pag.
AT228NN	167	AT80/EON	92, 174	C110TNI	105	CL103ACR	177	CROBRB	235
AT228OL	167	AT80/ESBR	90, 92, 174	C110TOL	105	CL103ANI	177	CROBRC	235
AT228ON	167	AT80/ESCR	90, 92, 174	C120SBR	105	CL103ANN	177	CROBRI	235
AT229BR	167	AT80/ESNI	90, 92, 174	C120SCR	105	CL103AOL	177	CROBRL	235
AT229CR	167	AT80/ESNN	90, 92, 174	C120SDBR	105	CL103AON	177	CROBRT	235
AT229NI	167	AT80/ESOL	90, 92, 174	C120SDCR	105	CL103BR	176	CROBRW	235
AT229NN	167	AT80/ESON	90, 92, 174	C120SDNI	105	CL103CR	176	CROGRB	235
AT229OL	167	AT80/SBR	174	C120SDOL	105	CL103NI	176	CROGRC	235
AT229ON	167	AT80/SCR	174	C120SNI	105	CL103NN	176	CROGRI	235
AT232BR	167	AT80/SNI	174	C120SOL	105	CL103OL	176	CROGRL	235
AT232CR	167	AT80/SNN	174	C120TBR	105	CL103ON	176	CROGRT	235
AT232NI	167	AT80/SOL	174	C120TCR	105	CL104BR	177	CROGRW	235
AT232NN	167	AT80/SON	174	C120TDBR	105	CL104CR	177	DA300BR	228
AT232OL	167	ATP116CBR	171	C120TDCR	105	CL104NI	177	DA300CR	228
AT232ON	167	ATP116CCR	171	C120TDNI	105	CL104NN	177	DA300NI	228
AT255BR	166	ATP116CNI	171	C120TDOL	105	CL104OL	177	DA300NN	228
AT255CR	166	ATP116CNN	171	C120TNI	105	CL104ON	177	DA300OL	228
AT255NI	166	ATP116COL	171	C120TOL	105	CL105BR	177	DA300ON	228
AT255NN	166	ATP116CON	171	C80SBR	104	CL105CR	177	DA400BR	228
AT255OL	166	BA1000	71	C80SCR	104	CL105NI	177	DA400CR	228
AT255ON	166	BA1001	71	C80SDBR	104	CL105NN	177	DA400NI	228
AT256BR	167	BA1002	71	C80SDCR	104	CL105OL	177	DA400NN	228
AT256CR	167	BA1003	71	C80SDNI	104	CL105ON	177	DA400OL	228
AT256NI	167	BA1004	71	C80SDOL	104	CL107BR	177	DA400ON	228
AT256NN	167	BA1005	71	C80SNI	104	CL107CR	177	DA500BR	228
AT256OL	167	BA1007	71	C80SOL	104	CL107NI	177	DA500CR	228
AT256ON	167	BA1012	71	C80TBR	104	CL107NN	177	DA500NI	228
AT257BR	166	BA1013	71	C80TCR	104	CL107OL	177	DA500NN	228
AT257CR	166	BA1014	71	C80TDBR	104	CL107ON	177	DA500OL	228
AT257NI	166	BA1015	71	C80TDCR	104	CL109BR	177	DA500ON	228
AT257NN	166	BA1016	71	C80TDNI	104	CL109CR	177	DA600BR	228
AT257OL	166	BA1017	71	C80TDOL	104	CL109NI	177	DA600CR	228
AT257ON	166	BA1021	71	C80TNI	104	CL109NN	177	DA600NI	228
AT258BR	167	BARANB	237	C80TOL	104	CL109OL	177	DA600NN	228
AT258CR	167	BARANC	237	CBR	63	CL109ON	177	DA600OL	228
AT258NI	167	BARANI	237	CCR	63	CL110BR	178	DA600ON	228
AT258NN	167	BARANL	237	CI6000	68	CL110CR	178	DE030BR	207
AT258OL	167	BARANT	237	CI6001	68	CL110NI	178	DE030CR	207
AT258ON	167	BARANW	237	CI6002	68	CL110NN	178	DE030NI	207
AT300BR	125	BARLBB	237	CI6003	68	CL110OL	178	DE030NN	207
AT300CR	125	BARLBC	237	CI6004	68	CL110ON	178	DE030OL	207
AT300NI	125	BARLBI	237	CI6005	68	CL112BR	178	DE030ON	207
AT300NN	125	BARLBL	237	CI6007	68	CL112CR	178	DE032BR	207
AT300OL	125	BARLBT	237	CI6012	68	CL112NI	178	DE032CR	207
AT300ON	125	BARLBW	237	CI6013	68	CL112NN	178	DE032NI	207
AT50/ESBR	90	C100SBR	104	CI6014	68	CL112OL	178	DE032NN	207
AT50/ESCR	90	C100SCR	104	CI6015	68	CL112ON	178	DE032OL	207
AT50/ESNI	90	C100SDBR	104	CI6016	68	CL200BR	176	DE032ON	207
AT50/ESNN	90	C100SDCR	104	CI6017	68	CL200CR	176	DE100BR	187
AT50/ESOL	90	C100SDNI	104	CI6021	68	CL200NI	176	DE100CBR	187
AT50/ESON	90	C100SDOL	104	CL030BR	208	CL200NN	176	DE100CCR	187
AT77BR	17, 31, 45, 55, 173	C100SNI	104	CL030CR	208	CL200OL	176	DE100CNI	187
AT77CR	17, 31, 45, 55, 173	C100SOL	104	CL030NI	208	CL200ON	176	DE100CNN	187
AT77NI	17, 31, 45, 55, 173	C100TBR	104	CL030NN	208	CL201BR	176	DE100COL	187
AT77NN	17, 31, 45, 55, 173	C100TCR	104	CL030OL	208	CL201CR	176	DE100CON	187
AT77OL	17, 31, 45, 55, 173	C100TDBR	104	CL030ON	208	CL201NI	176	DE100CR	187
AT77ON	17, 31, 45, 55, 173	C100TDCR	104	CL100BR	176	CL201NN	176	DE100NI	187
AT78BR	17, 31, 45, 55, 173	C100TDNI	104	CL100CR	176	CL201OL	176	DE100NN	187
AT78CR	17, 31, 45, 55, 173	C100TDOL	104	CL100NI	176	CL201ON	176	DE100OL	187
AT78NI	17, 31, 45, 55, 173	C100TNI	104	CL100NN	176	CL204BR	178	DE100ON	187
AT78NN	17, 31, 45, 55, 173	C100TOL	104	CL100OL	176	CL204CR	178	DE101BR	187
AT78OL	17, 31, 45, 55, 173	C110SBR	105	CL100ON	176	CL204NI	178	DE101CBR	187
AT78ON	17, 31, 45, 55, 173	C110SCR	105	CL101BR	176	CL204NN	178	DE101CCR	187
AT78ON	31, 45, 55, 173	C110SDBR	105	CL101CR	176	CL204OL	178	DE101CNI	187
AT79/SBR	166	C110SDCR	105	CL101NI	176	CL204ON	178	DE101CNN	187
AT79/SCR	166	C110SDNI	105	CL101NN	176	CNI	63	DE101COL	187
AT79/SNI	166	C110SDOL	105	CL101OL	176	CNN	63	DE101CON	187
AT79/SNN	166	C110SNI	105	CL101ON	176	COL	63	DE101CR	187
AT79/SOL	166	C110SOL	105	CL102BR	178	CON	63	DE101NI	187
AT79/SON	166	C110TBR	105	CL102CR	178	CROBLB	235	DE101NN	187
AT80/EBR	92, 174	C110TCR	105	CL102NI	178	CROBLC	235	DE101OL	187
AT80/ECR	92, 174	C110TDBR	105	CL102NN	178	CROBLI	235	DE101ON	187
AT80/ENI	92, 174	C110TDCR	105	CL102OL	178	CROBLN	235	DE102BR	188
AT80/ENN	92, 174	C110TDNI	105	CL102ON	178	CROBLT	235	DE102CBR	188
AT80/EOL	92, 174	C110TDOL	105	CL103ABR	177	CROBLW	235	DE102CCR	188

INDICE ANALITICO _ Analytical index _ indice analítico

Cod.	Pag.	Cod.	Pag.	Cod.	Pag.	Cod.	Pag.	Cod.	Pag.
DE102CNI	188	DE111CON	189	DE146LNN	138	DN102BR	186	DP116cLBR	139
DE102CNN	188	DE111CR	189	DE146LOL	138	DN102CR	186	DP116cLCR	139
DE102COL	188	DE111INI	189	DE146LNI	138	DN102NI	186	DP116cLNI	139
DE102CON	188	DE111INN	189	DE146NI	138	DN102NN	186	DP116cLNN	139
DE102CR	188	DE111IOL	189	DE146NN	138	DN102OL	186	DP116cLOL	139
DE102NI	188	DE111ION	189	DE146NN	138	DN102ON	186	DP116cLON	139
DE102NN	188	DE113ABR	189	DE146OL	138	DN103ABR	185	DP116cNI	139
DE102OL	188	DE113ACBR	189	DE146OL	138	DN103ACR	185	DP116cNN	139
DE102ON	188	DE113ACCR	189	DE146ON	138	DN103ANI	185	DP116cOL	139
DE103ABR	187	DE113ACNI	189	DE151BR	138	DN103ANN	185	DP116cON	139
DE103ACBR	187	DE113ACNN	189	DE151CR	138	DN103AOL	185	DP116CR	139
DE103ACCR	187	DE113ACOL	189	DE151NI	138	DN103AON	185	DP116LBR	139
DE103ACNI	187	DE113ACON	189	DE151NN	138	DN103BR	185	DP116LCR	139
DE103ACNN	187	DE113ACR	189	DE151OL	138	DN103CR	185	DP116LNI	139
DE103ACOL	187	DE113ANI	189	DE151ON	138	DN103NI	185	DP116LNN	139
DE103ACON	187	DE113ANN	189	DE154s150dxBR	141	DN103NN	185	DP116LOL	139
DE103ACR	187	DE113AOL	189	DE154s150dxCR	141	DN103OL	185	DP116LON	139
DE103ANI	187	DE113AON	189	DE154s150dxNI	141	DN103ON	185	DP116NI	139
DE103ANN	187	DE114BR	189	DE154s150dxNN	141	DN105BR	185	DP116NN	139
DE103AOL	187	DE114CBR	189	DE154s150dxOL	141	DN105CR	185	DP116OL	139
DE103AON	187	DE114CCR	189	DE154s150dxON	141	DN105NI	185	DP116ON	139
DE103BR	187	DE114CNI	189	DE154s200dxBR	141	DN105NN	185	DP133s150BR	142
DE103CBR	187	DE114CNN	189	DE154s200dxCR	141	DN105OL	185	DP133s150CR	142
DE103CCR	187	DE114COL	189	DE154s200dxNI	141	DN105ON	185	DP133s150NI	142
DE103CNI	187	DE114CON	189	DE154s200dxNN	141	DN107BR	185	DP133s150NN	142
DE103CNN	187	DE114CR	189	DE154s200dxOL	141	DN107CR	185	DP133s150OL	142
DE103COL	187	DE114NI	189	DE154s200dxON	141	DN107NI	185	DP133s150ON	142
DE103CON	187	DE114NN	189	DE154s300dxBR	141	DN107NN	185	DP133s200BR	142
DE103CR	187	DE114OL	189	DE154s300dxCR	141	DN107OL	185	DP133s200CR	142
DE103NI	187	DE114ON	189	DE154s300dxNI	141	DN107ON	185	DP133s200NI	142
DE103NN	187	DE116BR	139	DE154s300dxNN	141	DN109BR	186	DP133s200NN	142
DE103OL	187	DE116cBR	139	DE154s300dxOL	141	DN109CR	186	DP133s200OL	142
DE103ON	187	DE116cCR	139	DE154s300dxON	141	DN109NI	186	DP133s200ON	142
DE105BR	188	DE116cNI	139	DE75BR	137	DN109NN	186	DP133s300BR	142
DE105CBR	188	DE116cNN	139	DE75CR	137	DN109OL	186	DP133s300CR	142
DE105CCR	188	DE116cOL	139	DE75NI	137	DN109ON	186	DP133s300NI	142
DE105CNI	188	DE116cON	139	DE75NN	137	DN111BR	186	DP133s300NN	142
DE105CNN	188	DE116CR	139	DE75OL	137	DN111CR	186	DP133s300OL	142
DE105COL	188	DE116NI	139	DE75ON	137	DN111NI	186	DP133s300ON	142
DE105CON	188	DE116NN	139	DE76BR	138	DN111NN	186	DP134s150BR	142
DE105CR	188	DE116OL	139	DE76CR	138	DN111OL	186	DP134s150CR	142
DE105NI	188	DE116ON	139	DE76NI	138	DN111ON	186	DP134s150NI	142
DE105NN	188	DE130BR	189	DE76NN	138	DN113ABR	186	DP134s150NN	142
DE105OL	188	DE130BR	202	DE76OL	138	DN113ACR	186	DP134s150OL	142
DE105ON	188	DE130CR	189	DE76ON	138	DN113ANI	186	DP134s150ON	142
DE107BR	188	DE130CR	202	DECB	237	DN113ANN	186	DP134s200BR	142
DE107CBR	188	DE130NI	189	DECC	237	DN113AOL	186	DP134s200CR	142
DE107CCR	188	DE130NI	202	DECI	237	DN113AON	186	DP134s200NI	142
DE107CNI	188	DE130NN	189	DECL	237	DN113BBR	186	DP134s200NN	142
DE107CNN	188	DE130NN	202	DECT	237	DN113BCR	186	DP134s200OL	142
DE107COL	188	DE130OL	189	DECW	237	DN113BNI	186	DP134s200ON	142
DE107CON	188	DE130OL	202	DESPAR4/2BR	214	DN113BNN	186	DP134s300BR	142
DE107CR	188	DE130ON	189	DESPAR4/2CR	214	DN113BOL	186	DP134s300CR	142
DE107NI	188	DE130ON	202	DESPAR4/2NI	214	DN113BON	186	DP134s300NI	142
DE107NN	188	DE140BR	140	DESPAR4/2NN	214	DN130BR	206	DP134s300NN	142
DE107OL	188	DE140CR	140	DESPAR4/2OL	214	DN130CR	206	DP134s300OL	142
DE107ON	188	DE140NI	140	DESPAR4/2ON	214	DN130NI	206	DP134s300ON	142
DE109BR	188	DE140NN	140	DN030BR	206	DN130NN	206	DP140BR	140
DE109CBR	188	DE140OL	140	DN030CR	206	DN130OL	206	DP140CR	140
DE109CCR	188	DE140ON	140	DN030NI	206	DN130ON	206	DP140LBR	140
DE109CNI	188	DE142BR	137	DN030NN	206	DO030BR	206	DP140LCR	140
DE109CNN	188	DE142CR	137	DN030OL	206	DO030CR	206	DP140LNI	140
DE109COL	188	DE142NI	137	DN030ON	206	DO030NI	206	DP140LNN	140
DE109CON	188	DE142NN	137	DN100BR	185	DO030NN	206	DP140LOL	140
DE109CR	188	DE142OL	137	DN100CR	185	DO030OL	206	DP140LON	140
DE109NI	188	DE142ON	137	DN100NI	185	DO030ON	206	DP140NI	140
DE109NN	188	DE142pBR	137	DN100NN	185	DO130BR	207	DP140NN	140
DE109OL	188	DE142pCR	137	DN100OL	185	DO130CR	207	DP140OL	140
DE109ON	188	DE142pNI	137	DN100ON	185	DO130NI	207	DP140ON	140
DE111BR	189	DE142pNN	137	DN101BR	185	DO130NN	207	DP142BR	137
DE111CBR	189	DE142pOL	137	DN101CR	185	DO130OL	207	DP142CR	137
DE111CCR	189	DE142pON	137	DN101NI	185	DO130ON	207	DP142LBR	137
DE111CNI	189	DE146BR	138	DN101NN	185	DP116BR	139	DP142LCR	137
DE111CNN	189	DE146CR	138	DN101OL	185	DP116cBR	139	DP142LNI	137
DE111COL	189	DE146LNI	138	DN101ON	185	DP116cCR	139	DP142LNN	137

INDICE ANALITICO _ Analytical index _ indice analítico

Cod.	Pag.	Cod.	Pag.	Cod.	Pag.	Cod.	Pag.	Cod.	Pag.
DP142LOL	137	DP193NN	139	DT148BR	123	DT4270DX200ON	125	ET116s150dxBR	133
DP142LON	137	DP193OL	139	DT148CR	123	DT4270DX300BR	125	ET116s150dxCR	133
DP142NI	137	DP193ON	139	DT148NI	123	DT4270DX300CR	125	ET116s150dxNI	133
DP142NN	137	DP1PBR	6, 7, 8, 9, 11	DT148NN	123	DT4270DX300NI	125	ET116s150dxNN	133
DP142OL	137	DP1PCR	6, 7, 8, 9, 11	DT148OL	123	DT4270DX300NN	125	ET116s150dxOL	133
DP142ON	137	DP1PNI	6, 7, 8, 9, 11	DT148ON	123	DT4270DX300OL	125	ET116s150dxON	133
DP142pBR	137	DP1PNN	6, 7, 8, 9, 11	DT148RBBR	123	DT4270DX300ON	125	ET116s200dxBR	133
DP142pCR	137	DP1POL	6, 7, 8, 9, 11	DT148RBCR	123	DT4270NI	124	ET116s200dxCR	133
DP142pLBR	137	DP1PON	6, 7, 8, 9, 11	DT148RBNI	123	DT4270NN	124	ET116s200dxNI	133
DP142pLCR	137	DP4072BR	140, 163	DT148RBNN	123	DT4270OL	124	ET116s200dxNN	133
DP142pLNI	137	DP4072CR	140, 163	DT148RBOL	123	DT4270ON	124	ET116s200dxOL	133
DP142pLNN	137	DP4072NI	140, 163	DT148RBON	123	DT4270pBR	127	ET116s200dxON	133
DP142pLOL	137	DP4072NN	140, 163	DT216S200DXCR	126	DT4270pCR	127	ET116s300dxBR	133
DP142pLON	137	DP4072OL	140, 163	DT216BR	126	DT4270pNI	127	ET116s300dxCR	133
DP142pNI	137	DP4072ON	140, 163	DT216CR	126	DT4270pNN	127	ET116s300dxNI	133
DP142pNN	137	DP75BR	137	DT216NI	126	DT4270pOL	127	ET116s300dxNN	133
DP142pOL	137	DP75CR	137	DT216NN	126	DT4270pON	127	ET116s300dxOL	133
DP142pON	137	DP75LBR	137	DT216OL	126	DT4370BR	124	ET116s300dxON	133
DP146BR	138	DP75LCR	137	DT216ON	126	DT4370CR	124	ET140BR	132
DP146CR	138	DP75LNI	137	DT216pBR	127	DT4370DX140CR	125	ET140CR	132
DP146LBR	138	DP75LNN	137	DT216pCR	127	DT4370DX140NN	125	ET140NI	132
DP146LCR	138	DP75LOL	137	DT216pNI	127	DT4370DX140OL	125	ET140NN	132
DP146LON	138	DP75LON	137	DT216pNN	127	DT4370DX140ON	125	ET140OL	132
DP146ON	138	DP75NI	137	DT216pOL	127	DT4370DX200BR	125	ET140ON	132
DP151BR	138	DP75NN	137	DT216pON	127	DT4370DX200CR	125	ET142maBR	131
DP151CR	138	DP75OL	137	DT216S140DXBR	126	DT4370DX200NI	125	ET142maCR	131
DP151LBR	138	DP75ON	137	DT216S140DXCR	126	DT4370DX200NN	125	ET142maNI	131
DP151LCR	138	DP76BR	138	DT216S140DXNI	126	DT4370DX200OL	125	ET142maNN	131
DP151LNI	138	DP76CR	138	DT216S140DXNN	126	DT4370DX200ON	125	ET142maOL	131
DP151LNN	138	DP76LBR	138	DT216S140DXOL	126	DT4370DX300BR	125	ET142maON	131
DP151LOL	138	DP76LCR	138	DT216S140DXON	126	DT4370DX300CR	125	ET142saBR	131
DP151LON	138	DP76LNI	138	DT216S200DXBR	126	DT4370DX300NI	125	ET142saCR	131
DP151NI	138	DP76LNN	138	DT216S200DXNI	126	DT4370DX300NN	125	ET142saNI	131
DP151NN	138	DP76LOL	138	DT216S200DXNN	126	DT4370DX300OL	125	ET142saNN	131
DP151OL	138	DP76LON	138	DT216S200DXOL	126	DT4370DX300ON	125	ET142saOL	131
DP151ON	138	DP76NI	138	DT216S200DXON	126	DT4370NI	124	ET142saON	131
DP154s150dxBR	141	DP76NN	138	DT216S300DXCR	126	DT4370NN	124	ET146BR	131
DP154s150dxCR	141	DP76OL	138	DT216S300DXON	126	DT4370OL	124	ET146CR	131
DP154s150dxLBR	141	DP76ON	138	DT254S140DXBR	126	DT4370ON	124	ET146NI	131
DP154s150dxLCR	141	DT142pBR	123	DT254S140DXCR	126	DT75BR	122	ET146NN	131
DP154s150dxLNI	141	DT142pCR	123	DT254S140DXNI	126	DT75CR	122	ET146OL	131
DP154s150dxLNN	141	DT142pNI	123	DT254S140DXNN	126	DT75NI	122	ET146ON	131
DP154s150dxLOL	141	DT142pNN	123	DT254S140DXOL	126	DT75NN	122	ET151BR	131
DP154s150dxLON	141	DT142pOL	123	DT254S140DXON	126	DT75OL	122	ET151CR	131
DP154s150dxNI	141	DT142pON	123	DT254S200DXBR	126	DT75ON	122	ET151NI	131
DP154s150dxNN	141	DT142pRBBR	123	DT254S200DXCR	126	DT75RBBR	123	ET151NN	131
DP154s150dxOL	141	DT142pRBCR	123	DT254S200DXNI	126	DT75RBCR	123	ET151OL	131
DP154s150dxON	141	DT142pRBNI	123	DT254S200DXNN	126	DT75RBNI	123	ET151ON	131
DP154s200dxBR	141	DT142pRBNN	123	DT254S200DXOL	126	DT75RBNN	123	ET154s150dxBR	133
DP154s200dxCR	141	DT142pRBOL	123	DT254S200DXON	126	DT75RBOL	123	ET154s150dxCR	133
DP154s200dxLBR	141	DT142pRBON	123	DT254S300DXBR	126	DT75RBON	123	ET154s150dxNI	133
DP154s200dxLCR	141	DT143BR	122	DT254S300DXCR	126	DT76BR	124	ET154s150dxNN	133
DP154s200dxLNI	141	DT143CR	122	DT254S300DXNI	126	DT76CR	124	ET154s150dxOL	133
DP154s200dxLNN	141	DT143NI	122	DT254S300DXNN	126	DT76NI	124	ET154s150dxON	133
DP154s200dxLOL	141	DT143NN	122	DT254S300DXOL	126	DT76NN	124	ET154s200dxBR	133
DP154s200dxLON	141	DT143OL	122	DT254S300DXON	126	DT76OL	124	ET154s200dxCR	133
DP154s200dxNI	141	DT143ON	122	DT254S300DXNN	126	DT76ON	124	ET154s200dxNI	133
DP154s200dxNN	141	DT143RBBR	122	DT254S300DXOL	126	DT76RBBR	124	ET154s200dxNN	133
DP154s200dxOL	141	DT143RBCR	122	DT254S300DXON	126	DT76RBCR	124	ET154s200dxOL	133
DP154s200dxON	141	DT143RBNI	122	DT4270BR	124	DT76RBNI	124	ET154s200dxON	133
DP154s300dxBR	141	DT143RBNN	122	DT4270CR	124	DT76RBNN	124	ET154s300dxBR	133
DP154s300dxCR	141	DT143RBOL	122	DT4270DX140BR	125	DT76RBOL	124	ET154s300dxCR	133
DP154s300dxLBR	141	DT143RBON	122	DT4270DX140CR	125	DT76RBON	124	ET154s300dxNI	133
DP154s300dxLCR	141	DT144BR	122	DT4270DX140NI	125	ET116BR	132	ET154s300dxNN	133
DP154s300dxLNI	141	DT144CR	122	DT4270DX140OL	125	ET116CR	132	ET154s300dxOL	133
DP154s300dxLNN	141	DT144NI	122	DT4270DX140ON	125	ET116gBR	132	ET154s300dxON	133
DP154s300dxLOL	141	DT144NN	122	DT4270DX140OL	125	ET116gCR	132	ET4071BR	132, 162
DP154s300dxLON	141	DT144OL	122	DT4270DX140ON	125	ET116gNI	132	ET4071CR	132, 162
DP154s300dxNI	141	DT144ON	122	DT4270DX140NN	125	ET116gNN	132	ET4071NI	132, 162
DP154s300dxNN	141	DT144RBBR	122	DT4270DX140OL	125	ET116gOL	132	ET4071NN	132, 162
DP154s300dxOL	141	DT144RBCR	122	DT4270DX200BR	125	ET116gON	132	ET4071OL	132, 162
DP154s300dxON	141	DT144RBNI	122	DT4270DX200CR	125	ET116NI	132	ET4071ON	132, 162
DP193BR	139	DT144RBNN	122	DT4270DX200NI	125	ET116NN	132	ET75BR	131
DP193CR	139	DT144RBOL	122	DT4270DX200NN	125	ET116OL	132	ET75CR	131
DP193NI	139	DT144RBON	122	DT4270DX200OL	125	ET116ON	132	ET75NI	131

INDICE ANALITICO _ Analytical index _ indice analítico

Cod.	Pag.	Cod.	Pag.	Cod.	Pag.	Cod.	Pag.	Cod.	Pag.
ET75NN	131	FI116BR	135	FI154s200dxNN	136	FL107ON	180	GE700CR	203
ET75OL	131	FI116CR	135	FI154s200dxOL	136	FL109BR	180	GE700NI	203
ET75ON	131	FI116NI	135	FI154s200dxON	136	FL109CR	180	GE700NN	203
ET76BR	132	FI116NN	135	FI154s300dxBR	136	FL109NI	180	GE700OL	203
ET76CR	132	FI116OL	135	FI154s300dxCR	136	FL109NN	180	GE700ON	203
ET76NI	132	FI116ON	135	FI154s300dxNI	136	FL109OL	180	GR030BR	208
ET76NN	132	FI116s150dxBR	136	FI154s300dxNN	136	FL109ON	180	GR030CR	208
ET76OL	132	FI116s150dxCR	136	FI154s300dxOL	136	FL111BR	181	GR030NI	208
ET76ON	132	FI116s150dxNI	136	FI154s300dxON	136	FL111CR	181	GR030NN	208
FA030BR	210	FI116s150dxNN	136	FI300FCNN	144	FL111NI	181	GR030OL	208
FA030CR	210	FI116s150dxOL	136	FI4071BR	136, 162	FL111NN	181	GR030ON	208
FA030NI	210	FI116s150dxON	136	FI4071CR	136, 162	FL111OL	181	GR130BR	208
FA030NN	210	FI116s200dxBR	136	FI4071NI	136, 162	FL111ON	181	GR130CR	208
FA030OL	210	FI116s200dxCR	136	FI4071NN	136, 162	FL112BR	181	GR130NI	208
FA030ON	210	FI116s200dxNI	136	FI4071OL	136, 162	FL112CR	181	GR130NN	208
FA031BR	210	FI116s200dxNN	136	FI4071ON	136, 162	FL112NI	181	GR130OL	208
FA031CR	210	FI116s200dxOL	136	FI85bBR	135	FL112NN	181	GR130ON	208
FA031NI	210	FI116s200dxON	136	FI85bCR	135	FL112OL	181	GR230BR	209
FA031NN	210	FI116s300dxBR	136	FI85bNI	135	FL112ON	181	GR230CR	209
FA031OL	210	FI116s300dxCR	136	FI85bNN	135	FL114BR	181	GR230NI	209
FA031ON	210	FI116s300dxNI	136	FI85bOL	135	FL114CR	181	GR230NN	209
FA032BR	210	FI116s300dxNN	136	FI85bON	135	FL114NI	181	GR230OL	209
FA032CR	210	FI116s300dxOL	136	FI85BR	134	FL114NN	181	GR230ON	209
FA032NI	210	FI116s300dxON	136	FI85CR	134	FL114OL	181	GR330BR	209
FA032NN	210	FI137bBR	134	FI85NI	134	FL114ON	181	GR330CR	209
FA032OL	210	FI137bCR	134	FI85NN	134	FL127BR	181	GR330NI	209
FA032ON	210	FI137bNI	134	FI85OL	134	FL127CR	181	GR330NN	209
FA033BR	210	FI137bNN	134	FI85ON	134	FL127NI	181	GR330OL	209
FA033CR	210	FI137bOL	134	FL090BR	178, 181, 201	FL127NN	181	GR330ON	209
FA033NI	210	FI137bON	134	FL090CR	178, 181, 201	FL127OL	181	HY200	198
FA033NN	210	FI140BR	135	FL090NI	178, 181, 201	FL127ON	181	HY200N	198
FA033OL	210	FI140CR	135	FL090NN	178, 181, 201	FL200BR	179	HY201	198
FA033ON	210	FI140NI	135	FL090OL	178, 181, 201	FL200CR	179	HY201N	198
FA034BR	210	FI140NN	135	FL090ON	178, 181, 201	FL200NI	179	HY202CR	198
FA034CR	210	FI140OL	135	FL100BR	179	FL200NN	179	HY202NCR	198
FA034NI	210	FI140ON	135	FL100CR	179	FL200OL	179	HY202NOL	198
FA034NN	210	FI142maBR	134	FL100NI	179	FL200ON	179	HY202OL	198
FA034OL	210	FI142maCR	134	FL100NN	179	FL201BR	179	HY203	198
FA034ON	210	FI142maNI	134	FL100OL	179	FL201CR	179	HY203N	198
FA035BR	210	FI142maNN	134	FL100ON	179	FL201NI	179	IP21	211
FA035CR	210	FI142maOL	134	FL101BR	179	FL201NN	179	IP44	211
FA035NI	210	FI142maON	134	FL101CR	179	FL201OL	179	KA098BR	192
FA035NN	210	FI143OBR	134	FL101NI	179	FL201ON	179	KA098CR	192
FA035OL	210	FI143OCR	134	FL101NN	179	FL202BR	179	KA098MBR	192
FA035ON	210	FI143ONI	134	FL101OL	179	FL202CR	179	KA098MCR	192
FA130BR	211	FI143ONN	134	FL101ON	179	FL202NI	179	KA098MNI	192
FA130CR	211	FI143OOL	134	FL102BR	180	FL202NN	179	KA098MNN	192
FA130NI	211	FI143OON	134	FL102CR	180	FL202OL	179	KA098MOL	192
FA130NN	211	FI146OBR	135	FL102NI	180	FL202ON	179	KA098MON	192
FA130OL	211	FI146OCR	135	FL102NN	180	FO000	74	KA098NBR	192
FA130ON	211	FI146ONI	135	FL102OL	180	FO001	74	KA098NCR	192
FA131BR	211	FI146ONN	135	FL102ON	180	FO002	74	KA098NI	192
FA131CR	211	FI146OOL	135	FL103ABR	180	FO003	74	KA098NN	192
FA131NI	211	FI146OON	135	FL103ACR	180	FO004	74	KA098NNI	192
FA131NN	211	FI148OBR	134	FL103ANI	180	FO005	74	KA098NNN	192
FA131OL	211	FI148OCR	134	FL103ANN	180	FO012	74	KA098NOL	192
FA131ON	211	FI148ONI	134	FL103AOL	180	FO013	74	KA098NON	192
FA132BR	211	FI148ONN	134	FL103AON	180	FO014	74	KA098OL	192
FA132CR	211	FI148OOL	134	FL103BR	180	FO015	74	KA098ON	192
FA132NI	211	FI148OON	134	FL103CR	180	FO016	74	KA099BR	192
FA132NN	211	FI151BR	135	FL103NI	180	FO017	74	KA099CR	192
FA132OL	211	FI151CR	135	FL103NN	180	G720	21, 22	KA099MBR	192
FA132ON	211	FI151NI	135	FL103OL	180	GA000	72	KA099MCR	192
FABLBB	235	FI151NN	135	FL103ON	180	GA001	72	KA099MNI	192
FABLBC	235	FI151OL	135	FL106BR	180	GA002	72	KA099MNN	192
FABLBI	235	FI151ON	135	FL106CR	180	GA003	72	KA099MOL	192
FABLBL	235	FI154s150dxBR	136	FL106NI	180	GA004	72	KA099MON	192
FABLBT	235	FI154s150dxCR	136	FL106NN	180	GA005	72	KA099NBR	192
FABL BW	235	FI154s150dxNI	136	FL106OL	180	GA012	72	KA099NCR	192
FABROB	235	FI154s150dxNN	136	FL106ON	180	GA013	72	KA099NI	192
FABROC	235	FI154s150dxOL	136	FL107BR	180	GA014	72	KA099NN	192
FABROI	235	FI154s150dxON	136	FL107CR	180	GA015	72	KA099NNI	192
FABROL	235	FI154s200dxBR	136	FL107NI	180	GA016	72	KA099NNN	192
FABROT	235	FI154s200dxCR	136	FL107NN	180	GA017	72	KA099NOL	192
FABROW	235	FI154s200dxNI	136	FL107OL	180	GE700BR	203	KA099NON	192

INDICE ANALITICO _ Analytical index _ indice analítico

Cod.	Pag.	Cod.	Pag.	Cod.	Pag.	Cod.	Pag.	Cod.	Pag.
KA099OL	192	KA103ACR	193	KA107MNI	194	KA114NNN	196	LI116cBNI	148
KA099ON	192	KA103AMBR	193	KA107MNN	194	KA114NOL	196	LI116cBNN	148
KA100BR	192	KA103AMCR	193	KA107MOL	194	KA114NON	196	LI116cBOL	148
KA100CR	192	KA103AMNI	193	KA107MON	194	KA114OL	196	LI116cBON	148
KA100MBR	192	KA103AMNN	193	KA107NBR	194	KA114ON	196	LI116cMBR	148
KA100MCR	192	KA103AMOL	193	KA107NCR	194	KA127BR	197, 203	LI116cMCR	148
KA100MNI	192	KA103AMON	193	KA107NI	194	KA127CR	197, 203	LI116cMNI	148
KA100MNN	192	KA103ANBR	193	KA107NN	194	KA127NBR	197	LI116cMNN	148
KA100MOL	192	KA103ANCR	193	KA107NNN	194	KA127NCR	197	LI116cMOL	148
KA100MON	192	KA103ANI	193	KA107NNI	194	KA127NI	197, 203	LI116cMON	148
KA100NBR	192	KA103ANN	193	KA107NOL	194	KA127NN	197, 203	LI116cNBR	148
KA100NCR	192	KA103ANNI	193	KA107NON	194	KA127NNI	197	LI116cNCR	148
KA100NI	192	KA103ANNN	193	KA107OL	194	KA127NNN	197	LI116cNNI	148
KA100NN	192	KA103ANOL	193	KA107ON	194	KA127NOL	197	LI116cNNN	148
KA100NNI	192	KA103ANON	193	KA109BR	195	KA127NON	197	LI116cNOL	148
KA100NNN	192	KA103AOL	193	KA109CR	195	KA127OL	197, 203	LI116cNON	148
KA100NOL	192	KA103AON	193	KA109MBR	195	KA127ON	197, 203	LI116cSBR	148
KA100NON	192	KA103BR	193	KA109MCR	195	KIT-LIB	226	LI116cSCR	148
KA100OL	192	KA103CR	193	KA109MNI	195	KIT-LIB1/2	226	LI116cSNI	148
KA100ON	192	KA103MBR	193	KA109MNN	195	KIT-LIB1/2BR	226	LI116cSNN	148
KA101BR	193	KA103MCR	193	KA109MOL	195	KIT-LIB3/4	226	LI116cSOL	148
KA101CR	193	KA103MNI	193	KA109MON	195	KIT-LIB3/4BR	226	LI116cSON	148
KA101MBR	193	KA103MNN	193	KA109NBR	195	KIT-LIBBR	226	LI116MBR	147
KA101MCR	193	KA103MOL	193	KA109NCR	195	LA2000	69	LI116MCR	147
KA101MNI	193	KA103MON	193	KA109NI	195	LA2001	69	LI116MNI	147
KA101MNN	193	KA103NBR	193	KA109NN	195	LA2002	69	LI116MNN	147
KA101MOL	193	KA103NCR	193	KA109NNI	195	LA2003	69	LI116MOL	147
KA101MON	193	KA103NI	193	KA109NNN	195	LA2004	69	LI116MON	147
KA101NBR	193	KA103NN	193	KA109NOL	195	LA2005	69	LI116NBR	147
KA101NCR	193	KA103NNI	193	KA109NON	195	LA2007	69	LI116NCR	147
KA101NI	193	KA103NNN	193	KA109OL	195	LA2012	69	LI116NNI	147
KA101NN	193	KA103NOL	193	KA109ON	195	LA2013	69	LI116NNN	147
KA101NNI	193	KA103NON	193	KA110BR	196	LA2014	69	LI116NOL	147
KA101NNN	193	KA103OL	193	KA110CR	196	LA2015	69	LI116NON	147
KA101NOL	193	KA103ON	193	KA110NBR	196	LA2016	69	LI116SBR	147
KA101NON	193	KA104BR	194	KA110NCR	196	LA2017	69	LI116SCR	147
KA101OL	193	KA104CR	194	KA110NI	196	LA2021	69	LI116SNI	147
KA101ON	193	KA104MBR	194	KA110NN	196	LB030BR	211	LI116SNN	147
KA102BR	195	KA104MCR	194	KA110NNI	196	LB030CR	211	LI116SOL	147
KA102CBR	195	KA104MNI	194	KA110NNN	196	LB030NI	211	LI116SON	147
KA102CCR	195	KA104MNN	194	KA110NOL	196	LB030NN	211	LI130BR	206
KA102CMBR	195	KA104MOL	194	KA110NON	196	LB030OL	211	LI130CR	206
KA102CMCR	195	KA104MON	194	KA110OL	196	LB030ON	211	LI130NI	206
KA102CMNI	195	KA104NBR	194	KA110ON	196	LB031BR	211	LI130NN	206
KA102CMNN	195	KA104NCR	194	KA113BR	196	LB031CR	211	LI130OL	206
KA102CMOL	195	KA104NI	194	KA113CR	196	LB031NI	211	LI130ON	206
KA102CMON	195	KA104NN	194	KA113MCR	196	LB031NN	211	LI140BBR	148
KA102CNBR	195	KA104NNI	194	KA113MCR	196	LB031OL	211	LI140BCR	148
KA102CNCR	195	KA104NNN	194	KA113MNI	196	LB031ON	211	LI140BNI	148
KA102CNI	195	KA104NOL	194	KA113MNN	196	LB032BR	211	LI140BNN	148
KA102CNN	195	KA104NON	194	KA113MOL	196	LB032CR	211	LI140BOL	148
KA102CNI	195	KA104OL	194	KA113MON	196	LB032NI	211	LI140BON	148
KA102CNI	195	KA104ON	194	KA113NBR	196	LB032NN	211	LI140MBR	148
KA102CNI	195	KA106BR	194	KA113NCR	196	LB032OL	211	LI140MCR	148
KA102CNI	195	KA106CR	194	KA113NI	196	LB032ON	211	LI140MNI	148
KA102CNI	195	KA106MBR	194	KA113NN	196	LB034BR	203	LI140MNN	148
KA102CNI	195	KA106MCR	194	KA113NNI	196	LB034CR	203	LI140MOL	148
KA102CNI	195	KA106MNI	194	KA113NNN	196	LB034NI	203	LI140MON	148
KA102CNI	195	KA106MNN	194	KA113NOL	196	LB034NN	203	LI140NBR	148
KA102CNI	195	KA106MOL	194	KA113ON	196	LB034OL	203	LI140NCR	148
KA102CNI	195	KA106MON	194	KA113OL	196	LB034ON	203	LI140NNI	148
KA102CNI	195	KA106NBR	194	KA113ON	196	LI030BR	206	LI140NNN	148
KA102CNI	195	KA106NCR	194	KA114BR	196	LI030CR	206	LI140NOL	148
KA102CNI	195	KA106NI	194	KA114CR	196	LI030NI	206	LI140NON	148
KA102CNI	195	KA106NN	194	KA114MCR	196	LI030NN	206	LI140SBR	148
KA102CNI	195	KA106NNI	194	KA114MCR	196	LI030OL	206	LI140SCR	148
KA102CNI	195	KA106NNN	194	KA114MNI	196	LI030ON	206	LI140SNI	148
KA102CNI	195	KA106NOL	194	KA114MNN	196	LI116BBR	147	LI140SNN	148
KA102CNI	195	KA106NON	194	KA114MOL	196	LI116BCR	147	LI140SOL	148
KA102CNI	195	KA106OL	194	KA114MON	196	LI116BNI	147	LI140SON	148
KA102CNI	195	KA106ON	194	KA114NBR	196	LI116BNN	147	LI142cIBBR	143
KA102CNI	195	KA107BR	194	KA114NCR	196	LI116BOL	147	LI142cIBCR	143
KA102CNI	195	KA107CR	194	KA114NI	196	LI116BON	147	LI142cIBNI	143
KA102CNI	195	KA107MBR	194	KA114NN	196	LI116cBBR	148	LI142cIBNN	143
KA102CNI	195	KA107MCR	194	KA114NNI	196	LI116cBCR	148	LI142cIBOL	143

INDICE ANALITICO _ Analytical index _ indice analítico

Cod.	Pag.	Cod.	Pag.	Cod.	Pag.	Cod.	Pag.	Cod.	Pag.
LI142cBON	143	LI151MNI	146	LI154s300dxMON	151	LI2066NNI	145	LI88NBR	147
LI142cMBR	143	LI151MNN	146	LI154s300dxNBR	151	LI2066NNN	145	LI88NCR	147
LI142cMCR	143	LI151MOL	146	LI154s300dxNCR	151	LI2066NOL	145	LI88NNI	147
LI142cMNI	143	LI151MON	146	LI154s300dxNNI	151	LI2066NON	145	LI88NNN	147
LI142cMNN	143	LI151NBR	146	LI154s300dxNNN	151	LI2066SBR	145	LI88NOL	147
LI142cMOL	143	LI151NCR	146	LI154s300dxNOL	151	LI2066SCR	145	LI88NON	147
LI142cMON	143	LI151NNI	146	LI154s300dxNON	151	LI2066SNI	145	LI88SBR	147
LI142cNBR	143	LI151NNN	146	LI154s300dxSBR	151	LI2066SNN	145	LI88SCR	147
LI142cNCR	143	LI151NOL	146	LI154s300dxSCR	151	LI2066SOL	145	LI88SNI	147
LI142cNNI	143	LI151NON	146	LI154s300dxSNI	151	LI2066SON	145	LI88SNN	147
LI142cNNN	143	LI151SBR	146	LI154s300dxSNN	151	LI2070BBR	149, 172	LI88SOL	147
LI142cNOL	143	LI151SCR	146	LI154s300dxSOL	151	LI2070BCR	149, 172	LI88SON	147
LI142cNON	143	LI151SNI	146	LI154s300dxSON	151	LI2070BNI	149, 172	LO116BR	129
LI142cSBR	143	LI151SNN	146	LI2062BBR	149, 172	LI2070BNN	149, 172	LO116CR	129
LI142cSCR	143	LI151SOL	146	LI2062BCR	149, 172	LI2070BOL	149, 172	LO116NI	129
LI142cSNI	143	LI151SON	146	LI2062BNI	149, 172	LI2070BON	149, 172	LO116NN	129
LI142cSNN	143	LI154s150dxBBR	150	LI2062BNN	149, 172	LI2070MBR	149, 172	LO116OL	129
LI142cSOL	143	LI154s150dxBCR	150	LI2062BOL	149, 172	LI2070MCR	149, 172	LO116ON	129
LI142cSON	143	LI154s150dxBNI	150	LI2062BON	149, 172	LI2070MNI	149, 172	LO140BR	129
LI142maBBR	144	LI154s150dxBNN	150	LI2062MBR	149, 172	LI2070MNN	149, 172	LO140CR	129
LI142maBCR	144	LI154s150dxBOL	150	LI2062MCR	149, 172	LI2070MOL	149, 172	LO140NI	129
LI142maBNI	144	LI154s150dxBON	150	LI2062MNI	149, 172	LI2070MON	149, 172	LO140NN	129
LI142maBNN	144	LI154s150dxMBR	150	LI2062MNN	149, 172	LI2070NBR	149, 172	LO140OL	129
LI142maBOL	144	LI154s150dxMCR	150	LI2062MOL	149, 172	LI2070NCR	149, 172	LO140ON	129
LI142maBON	144	LI154s150dxMNI	150	LI2062MON	149, 172	LI2070NNI	149, 172	LO142cIBR	128
LI142maMBR	144	LI154s150dxMNN	150	LI2062NBR	149, 172	LI2070NNN	149, 172	LO142cICR	128
LI142maMCR	144	LI154s150dxMOL	150	LI2062NCR	149, 172	LI2070NOL	149, 172	LO142cINI	128
LI142maMNI	144	LI154s150dxMON	150	LI2062NNI	149, 172	LI2070NON	149, 172	LO142cINN	128
LI142maMNN	144	LI154s150dxNBR	150	LI2062NNN	149, 172	LI2070SBR	149, 172	LO142cIOL	128
LI142maMOL	144	LI154s150dxNCR	150	LI2062NOL	149, 172	LI2070SCR	149, 172	LO142cION	128
LI142maMON	144	LI154s150dxNNI	150	LI2062NON	149, 172	LI2070SNI	149, 172	LO146cIBR	128
LI142maNBR	144	LI154s150dxNNN	150	LI2062SBR	149, 172	LI2070SNN	149, 172	LO146cICR	128
LI142maNCR	144	LI154s150dxNOL	150	LI2062SCR	149, 172	LI2070SOL	149, 172	LO146cINI	128
LI142maNNI	144	LI154s150dxNON	150	LI2062SNI	149, 172	LI2070SON	149, 172	LO146cINN	128
LI142maNNN	144	LI154s150dxSBR	150	LI2062SNN	149, 172	LI300FCBR	144	LO146cIOL	128
LI142maNOL	144	LI154s150dxSCR	150	LI2062SOL	149, 172	LI300FCCR	144	LO146cION	128
LI142maNON	144	LI154s150dxSNI	150	LI2062SON	149, 172	LI300FCNI	144	LO151BR	128
LI142maSBR	144	LI154s150dxSNN	150	LI2064BBR	145	LI300FCOL	144	LO151CR	128
LI142maSCR	144	LI154s150dxSOL	150	LI2064BCR	145	LI300FCON	144	LO151NI	128
LI142maSNI	144	LI154s150dxSON	150	LI2064BNI	145	LI87BBR	143	LO151NN	128
LI142maSNN	144	LI154s200dxBBR	150	LI2064BNN	145	LI87BCR	143	LO151OL	128
LI142maSOL	144	LI154s200dxBCR	150	LI2064BOL	145	LI87BNI	143	LO151ON	128
LI142maSON	144	LI154s200dxBNI	150	LI2064BON	145	LI87BNN	143	LO154dxBR	129
LI146cIBBR	146	LI154s200dxBNN	150	LI2064MBR	145	LI87BOL	143	LO154dxCR	129
LI146cIBCR	146	LI154s200dxBOL	150	LI2064MCR	145	LI87BON	143	LO154dxNI	129
LI146cIBNI	146	LI154s200dxBON	150	LI2064MNI	145	LI87MBR	143	LO154dxNN	129
LI146cIBNN	146	LI154s200dxMBR	150	LI2064MNN	145	LI87MCR	143	LO154dxOL	129
LI146cIBOL	146	LI154s200dxMCR	150	LI2064MOL	145	LI87MNI	143	LO154dxON	129
LI146cIBON	146	LI154s200dxMNI	150	LI2064MON	145	LI87MNN	143	LO154s150dxBR	129
LI146cIMBR	146	LI154s200dxMNN	150	LI2064NBR	145	LI87MOL	143	LO154s150dxCR	129
LI146cIMCR	146	LI154s200dxMOL	150	LI2064NCR	145	LI87MON	143	LO154s150dxNI	129
LI146cIMNI	146	LI154s200dxMON	150	LI2064NNI	145	LI87NBR	143	LO154s150dxNN	129
LI146cIMNN	146	LI154s200dxNBR	150	LI2064NNN	145	LI87NCR	143	LO154s150dxOL	129
LI146cIMOL	146	LI154s200dxNCR	150	LI2064NOL	145	LI87NNI	143	LO154s150dxON	129
LI146cIMON	146	LI154s200dxNNI	150	LI2064NON	145	LI87NNN	143	LO154s200dxBR	129
LI146cINBR	146	LI154s200dxNNN	150	LI2064SBR	145	LI87NOL	143	LO154s200dxCR	129
LI146cINCR	146	LI154s200dxNOL	150	LI2064SCR	145	LI87NON	143	LO154s200dxNI	129
LI146cINNI	146	LI154s200dxNON	150	LI2064SNI	145	LI87SBR	143	LO154s200dxNN	129
LI146cINNN	146	LI154s200dxSBR	150	LI2064SNN	145	LI87SCR	143	LO154s200dxOL	129
LI146cINOL	146	LI154s200dxSCR	150	LI2064SOL	145	LI87SNI	143	LO154s200dxON	129
LI146cINON	146	LI154s200dxSNI	150	LI2064SON	145	LI87SNN	143	LO154s300dxBR	129
LI146cISBR	146	LI154s200dxSNN	150	LI2066BBR	145	LI87SOL	143	LO154s300dxCR	129
LI146cISCR	146	LI154s200dxSOL	150	LI2066BCR	145	LI87SON	143	LO154s300dxNI	129
LI146cISNI	146	LI154s200dxSON	150	LI2066BNI	145	LI88BBR	147	LO154s300dxNN	129
LI146cISNN	146	LI154s300dxBBR	151	LI2066BNN	145	LI88BCR	147	LO154s300dxOL	129
LI146cISOL	146	LI154s300dxBCR	151	LI2066BOL	145	LI88BNI	147	LO154s300dxON	129
LI146cISON	146	LI154s300dxBNI	151	LI2066BON	145	LI88BNN	147	LO4071BR	130, 162
LI151BBR	146	LI154s300dxBNN	151	LI2066MBR	145	LI88BOL	147	LO4071CR	130, 162
LI151BCR	146	LI154s300dxBOL	151	LI2066MCR	145	LI88BON	147	LO4071NI	130, 162
LI151BNI	146	LI154s300dxBON	151	LI2066MNI	145	LI88MBR	147	LO4071NN	130, 162
LI151BNN	146	LI154s300dxMBR	151	LI2066MNN	145	LI88MCR	147	LO4071OL	130, 162
LI151BOL	146	LI154s300dxMCR	151	LI2066MOL	145	LI88MNI	147	LO4071ON	130, 162
LI151BON	146	LI154s300dxMNI	151	LI2066MON	145	LI88MNN	147	LO4071ON	162
LI151MBR	146	LI154s300dxMNN	151	LI2066NBR	145	LI88MOL	147	LO4170dx150BR	130
LI151MCR	146	LI154s300dxMOL	151	LI2066NCR	145	LI88MON	147	LO4170dx150CR	130

INDICE ANALITICO _ Analytical index _ indice analítico

Cod.	Pag.	Cod.	Pag.	Cod.	Pag.	Cod.	Pag.	Cod.	Pag.
LO4170dx150NI	130	MAYC	236	MG4071BR	163	MR136-300dxNN	161	N5369BR	51
LO4170dx150NN	130	MAYI	236	MG4071CR	163	MR136-300dxOL	161	N5369GBR	51
LO4170dx150OL	130	MAYL	236	MG4071NI	163	MR136-300dxON	161	N5700BR	34
LO4170dx150ON	130	MAYT	236	MG4071NN	163	MR138BR	159	N5700CR	34
LO4170dx200BR	130	MAYW	236	MG4071OL	163	MR138CR	159	N5700NI	34
LO4170dx200CR	130	MC01BR	13, 26, 40	MG4071ON	163	MR138NI	159	N5700NN	34
LO4170dx200NI	130	MC01CR	13, 26, 40	MII1475COBR	6	MR138NN	159	N5700OL	34
LO4170dx200NN	130	MC01nBR	13, 26, 40	MII1475COCR	6	MR138OL	159	N5758BR	38
LO4170dx200OL	130	MC01nCR	13, 26, 40	MII1475CONI	6	MR138ON	159	N5758CR	38
LO4170dx200ON	130	MC01NI	13, 26, 40	MII1475CONN	6	MR140BR	161	N5758NI	38
LO4170dx300BR	130	MC01NN	13, 26, 40	MII1475COOL	6	MR140CR	161	N5758NN	38
LO4170dx300CR	130	MC01nNI	13, 26, 40	MII1475COON	6	MR140NI	161	N5758OL	38
LO4170dx300NI	130	MC01nNN	13, 26, 40	MII1475NMBR	6	MR140NN	161	N5765BR	37
LO4170dx300NN	130	MC01nOL	13, 26, 40	MII1475NMCR	6	MR140OL	161	N5765CR	37
LO4170dx300OL	130	MC01nON	13, 26, 40	MII1475NMNBR	6	MR140ON	161	N5765NI	37
LO4170dx300ON	130	MC01nRA	13, 26, 40	MII1475NMNCR	6	MR142faBR	159	N5765NN	37
LO4171s150BR	130	MC01OL	13, 26, 40	MII1475NMNI	6	MR142faCR	159	N5765OL	37
LO4171s150CR	130	MC01ON	13, 26, 40	MII1475NMNN	6	MR142faNI	159	N5770BR	36
LO4171s150NI	130	MC01RA	13, 26, 40	MII1475NMNNI	6	MR142faNN	159	N5770CR	36
LO4171s150NN	130	MC06BR	14, 27, 41	MII1475NMNNN	6	MR142faOL	159	N5770NI	36
LO4171s150OL	130	MC06CR	14, 27, 41	MII1475NMNOL	6	MR142faON	159	N5770NN	36
LO4171s150ON	130	MC06LCR	14, 28, 42	MII1475NMNON	6	MR142saBR	158	N5770OL	36
LO4171s200BR	130	MC06LnCR	15, 28, 42	MII1475NMOL	6	MR142saCR	158	N5775BR	35
LO4171s200CR	130	MC06LNI	14, 28, 42	MII1475NMON	6	MR142saNI	158	N5775CR	35
LO4171s200NI	130	MC06LNN	14, 28, 42	MII1564COBR	7	MR142saNN	158	N5775NI	35
LO4171s200NN	130	MC06LnNI	15, 28, 42	MII1564COCR	7	MR142saOL	158	N5775NN	35
LO4171s200OL	130	MC06LnNN	15, 28, 42	MII1564CONI	7	MR142saON	158	N5775OL	35
LO4171s200ON	130	MC06LnOL	15, 28, 42	MII1564CONN	7	MR147BR	159	N9065BR	10
LO4171s300BR	130	MC06LnON	15, 28, 42	MII1564COOL	7	MR147CR	159	N9065CR	10
LO4171s300CR	130	MC06LnRA	15, 28, 42	MII1564COON	7	MR147NI	159	N9065NI	10
LO4171s300NI	130	MC06LLOL	14, 28, 42	MII1564COON	7	MR147NN	159	N9065NN	10
LO4171s300NN	130	MC06LON	14, 28, 42	MII1564NMBR	7	MR147OL	159	N9065OL	10
LO4171s300OL	130	MC06LRA	14, 28, 42	MII1564NMCR	7	MR147ON	159	N9090BR	9
LO4171s300ON	130	MC06NI	14, 27, 41	MII1564NMNBR	7	MR151BR	159	N9090CR	9
LO87BR	128	MC06NN	14, 27, 41	MII1564NMNCR	7	MR151CR	159	N9090NI	9
LO87CR	128	MC06OL	14, 27, 41	MII1564NMNI	7	MR151NI	159	N9090NN	9
LO87NI	128	MC06ON	14, 27, 41	MII1564NMNN	7	MR151NN	159	N9090OL	9
LO87NN	128	MC06RA	14, 27, 41	MII1564NMNNI	7	MR151OL	159	N9200BR	8
LO87OL	128	MC08BR	16, 29, 43	MII1564NMNNN	7	MR151ON	159	N9200CR	8
LO87ON	128	MC08CR	16, 29, 43	MII1564NMNOL	7	MR154s150dxBR	161	N9200NI	8
LO88BR	128	MC08LBR	29, 43	MII1564NMOL	7	MR154s150dxCR	161	N9200NN	8
LO88CR	128	MC08LCR	29, 43	MII1564NMON	7	MR154s150dxNI	161	N9200OL	8
LO88NI	128	MC08LLBR	16, 30, 44	MR116BR	160	MR154s150dxNN	161	NA000	73
LO88NN	128	MC08LLCR	16, 30, 44	MR116CR	160	MR154s150dxOL	161	NA001	73
LO88OL	128	MC08LLnBR	16, 30, 44	MR116gBR	160	MR154s150dxON	161	NA002	73
LO88ON	128	MC08LLnCR	16, 30, 44	MR116gCR	160	MR154s200dxBR	161	NA003	73
M5359BR	53	MC08LLNI	16, 30, 44	MR116gNI	160	MR154s200dxCR	161	NA004	73
M5359CR	53	MC08LLNN	16, 30, 44	MR116gNN	160	MR154s200dxNI	161	NA005	73
M5359GBR	53	MC08LLnNI	16, 30, 44	MR116gOL	160	MR154s200dxNN	161	NA012	73
M5359GCR	53	MC08LLnNN	16, 30, 44	MR116gON	160	MR154s200dxOL	161	NA013	73
M5359GNI	53	MC08LLnOL	16, 30, 44	MR116NI	160	MR154s200dxON	161	NA014	73
M5359GNN	53	MC08LLnON	16, 30, 44	MR116NN	160	MR154s300dxBR	161	NA015	73
M5359GOL	53	MC08LLnRA	16, 30, 44	MR116OL	160	MR154s300dxCR	161	NA016	73
M5359NI	53	MC08LLOL	16, 30, 44	MR116ON	160	MR154s300dxNI	161	NA017	73
M5359NN	53	MC08LLON	16, 30, 44	MR116pBR	160	MR154s300dxNN	161	NY030BR	212
M5359OL	53	MC08LLRA	16, 30, 44	MR116pCR	160	MR154s300dxOL	161	NY030CR	212
M5365BR	52	MC08LnBR	30, 44	MR116pNI	160	MR154s300dxON	161	NY030NI	212
M5365CR	52	MC08LnCR	30, 44	MR116pNN	160	MR4071BR	160, 163	NY030NN	212
M5365GBR	52	MC08LNI	29, 43	MR116pOL	160	MR4071CR	160, 163	NY030OL	212
M5365GCR	52	MC08LNN	29, 43	MR116pON	160	MR4071NI	160, 163	NY030ON	212
M5365GNI	52	MC08LnNI	30, 44	MR136-150dxBR	161	MR4071NN	160, 163	NY100BR	190
M5365GNN	52	MC08LnNN	30, 44	MR136-150dxCR	161	MR4071OL	160, 163	NY100CR	190
M5365GOL	52	MC08LnON	30, 44	MR136-150dxNI	161	MR4071ON	160, 163	NY100NI	190
M5365NI	52	MC08LnOL	30, 44	MR136-150dxNN	161	MR75BR	159	NY100NN	190
M5365NN	52	MC08LnRA	30, 44	MR136-150dxOL	161	MR75CR	159	NY100OL	190
M5365OL	52	MC08LLOL	29, 43	MR136-150dxON	161	MR75NI	159	NY100ON	190
M5369CR	51	MC08LON	29, 43	MR136-200dxBR	161	MR75NN	159	NY101BR	190
M5369GCR	51	MC08LRA	29, 43	MR136-200dxCR	161	MR75OL	159	NY101CR	190
M5369GNI	51	MC08NI	16, 29, 43	MR136-200dxNI	161	MR75ON	159	NY101NI	190
M5369GNN	51	MC08NN	16, 29, 43	MR136-200dxNN	161	MR76BR	160	NY101NN	190
M5369GOL	51	MC08OL	16, 29, 43	MR136-200dxOL	161	MR76CR	160	NY101OL	190
M5369NI	51	MC08ON	16, 29, 43	MR136-200dxON	161	MR76NI	160	NY101ON	190
M5369NN	51	MC08RA	16, 29, 43	MR136-300dxBR	161	MR76NN	160	NY102BR	191
M5369OL	51	MC6LBR	14, 28, 42	MR136-300dxCR	161	MR76OL	160	NY102CR	191
MAYB	236	MC6LnBR	15, 28, 42	MR136-300dxNI	161	MR76ON	160	NY102NI	191

INDICE ANALITICO _ Analytical index _ indice analítico

Cod.	Pag.	Cod.	Pag.	Cod.	Pag.	Cod.	Pag.	Cod.	Pag.
NY102NN	191	P110SCR	100	P5758NI	38	P9090BR	9	PA4170dx200NI	164
NY102OL	191	P110SDBR	100	P5758NN	38	P9090CR	9	PA4170dx200NN	154
NY102ON	191	P110SDCR	100	P5758OL	38	P9090NI	9	PA4170dx200NN	164
NY103ABR	190	P110SDNI	100	P5765BR	37	P9090NN	9	PA4170dx200OL	154
NY103ACR	190	P110SDOL	100	P5765CR	37	P9090OL	9	PA4170dx200OL	164
NY103ANI	190	P110SNI	100	P5765NI	37	P9200BR	8	PA4170dx200ON	154
NY103ANN	190	P110TBR	100	P5765NN	37	P9200CR	8	PA4170dx200ON	164
NY103AOL	190	P110TCR	100	P5765OL	37	P9200NI	8	PA4170dx300BR	154
NY103AON	190	P110TDBR	100	P5770BR	36	P9200NN	8	PA4170dx300BR	164
NY103BR	190	P110TDCR	100	P5770CR	36	P9200OL	8	PA4170dx300CR	154
NY103CR	190	P110TDNI	100	P5770NI	36	PA116BR	153	PA4170dx300CR	164
NY103NI	190	P110TDOL	100	P5770NN	36	PA116CR	153	PA4170dx300NI	154
NY103NN	190	P110TNI	100	P5770OL	36	PA116NI	153	PA4170dx300NI	164
NY103OL	190	P110TOL	100	P5775BR	35	PA116NN	153	PA4170dx300NN	154
NY103ON	190	P116s150dxCR	120	P5775CR	35	PA116OL	153	PA4170dx300NN	164
NY107BR	190	P116s150dxLCR	120	P5775NI	35	PA116ON	153	PA4170dx300OL	154
NY107CR	190	P116s150dxLON	120	P5775NN	35	PA117BR	152	PA4170dx300OL	164
NY107NI	190	P116s150dxON	120	P5775OL	35	PA117CR	152	PA4170dx300ON	154
NY107NN	190	P120SBR	101	P7064BR	24	PA117DBR	152	PA4170dx300ON	164
NY107OL	190	P120SCR	101	P7064CR	24	PA117DCR	152	PA4171s150BR	154
NY107ON	190	P120SDCR	101	P7064NI	24	PA117DNI	152	PA4171s150BR	164
NY109BR	191	P120SDNI	101	P7064NN	24	PA117DNN	152	PA4171s150CR	154
NY109CR	191	P120SDOL	101	P7064OL	24	PA117DOL	152	PA4171s150CR	164
NY109NI	191	P120SNI	101	P7070BR	23	PA117DON	152	PA4171s150NI	154
NY109NN	191	P120SOL	101	P7070CR	23	PA117NI	152	PA4171s150NI	164
NY109OL	191	P120TBR	101	P7070NI	23	PA117NN	152	PA4171s150NN	154
NY109ON	191	P120TCR	101	P7070NN	23	PA117OL	152	PA4171s150NN	164
NY111BR	191	P120TDBR	101	P7070OL	23	PA117ON	152	PA4171s150OL	154
NY111CR	191	P120TDCR	101	P70SBR	99	PA140BR	153	PA4171s150OL	164
NY111NI	191	P120TDNI	101	P70SCR	99	PA140CR	153	PA4171s150ON	154
NY111NN	191	P120TDOL	101	P70SDBR	99	PA140NI	153	PA4171s150ON	164
NY111OL	191	P120TNI	101	P70SDCR	99	PA140NN	153	PA4171s200BR	154
NY111ON	191	P120TOL	101	P70SDNI	99	PA140OL	153	PA4171s200BR	164
NY302BR	191	P12SDBR	101	P70SDOL	99	PA140ON	153	PA4171s200CR	154
NY302CR	191	P140SBR	101	P70SNI	99	PA141bBR	152	PA4171s200CR	164
NY302NI	191	P140SCR	101	P70SOL	99	PA141bCR	152	PA4171s200NI	154
NY302NN	191	P140SDBR	101	P70TBR	99	PA141bNI	152	PA4171s200NI	164
NY302OL	191	P140SDCR	101	P70TCR	99	PA141bNN	152	PA4171s200NN	154
NY302ON	191	P140SDNI	101	P70TDBR	99	PA141bOL	152	PA4171s200NN	164
NY313BR	191, 231	P140SDOL	101	P70TDCR	99	PA141bON	152	PA4171s200OL	154
NY313CR	191, 231	P140SNI	101	P70TDNI	99	PA141BR	152	PA4171s200OL	164
NY313NI	191, 231	P140SOL	101	P70TDOL	99	PA141CR	152	PA4171s200ON	154
NY313NN	191, 231	P140TBR	101	P70TNI	99	PA141NI	152	PA4171s200ON	164
NY313OL	191, 231	P140TCR	101	P70TOL	99	PA141NN	152	PA4171s300BR	154
NY313ON	191, 231	P140TDBR	101	P7100BR	22	PA141OL	152	PA4171s300BR	164
NY402BR	191	P140TDCR	101	P7100CR	22	PA141ON	152	PA4171s300CR	154
NY402CR	191	P140TDNI	101	P7100NI	22	PA151BR	153	PA4171s300CR	164
NY402NI	191	P140TDOL	101	P7100NN	22	PA151CR	153	PA4171s300NI	154
NY402NN	191	P140TNI	101	P7100OL	22	PA151NI	153	PA4171s300NI	164
NY402OL	191	P140TOL	101	P7200BR	21	PA151NN	153	PA4171s300NN	154
NY402ON	191	P150SBR	102	P7200CR	21	PA151OL	153	PA4171s300NN	164
NYSPARNN	221	P150SCR	102	P7200NI	21	PA151ON	153	PA4171s300OL	154
NYSPARVBR	221	P150SDBR	102	P7200NN	21	PA4071BR	153, 162	PA4171s300OL	164
NYSPARVCR	221	P150SDCR	102	P7200OL	21	PA4071CR	153, 162	PA4171s300ON	154
NYSPARVNI	221	P150SDNI	102	P80SBR	99	PA4071NI	153, 162	PA4171s300ON	164
NYSPARVOL	221	P150SDOL	102	P80SCR	99	PA4071NN	153, 162	PA4172s150BR	155
NYSPARVON	221	P150SNI	102	P80SDBR	99	PA4071OL	153, 162	PA4172s150BR	165
P100SBR	100	P150SOL	102	P80SDCR	99	PA4071ON	153, 162	PA4172s150CR	155
P100SCR	100	P150TBR	102	P80SDNI	99	PA4170dx150BR	154	PA4172s150CR	165
P100SDBR	100	P150TCR	102	P80SDOL	99	PA4170dx150BR	164	PA4172s150NI	155
P100SDCR	100	P150TDBR	102	P80SNI	99	PA4170dx150CR	154	PA4172s150NI	165
P100SDNI	100	P150TDCR	102	P80SOL	99	PA4170dx150CR	164	PA4172s150NN	155
P100SDOL	100	P150TDNI	102	P80TBR	99	PA4170dx150NI	154	PA4172s150NN	165
P100SNI	100	P150TDOL	102	P80TCR	99	PA4170dx150NI	164	PA4172s150OL	155
P100SOL	100	P150TNI	102	P80TDBR	99	PA4170dx150NN	154	PA4172s150OL	165
P100TBR	100	P150TOL	102	P80TDCR	99	PA4170dx150NN	164	PA4172s150ON	155
P100TCR	100	P5004	90	P80TDNI	99	PA4170dx150OL	154	PA4172s150ON	165
P100TDBR	100	P5004L	90	P80TDOL	99	PA4170dx150OL	164	PA4172s200BR	155
P100TDCR	100	P5700BR	34	P80TNI	99	PA4170dx150ON	154	PA4172s200BR	165
P100TDNI	100	P5700CR	34	P80TOL	99	PA4170dx150ON	164	PA4172s200CR	155
P100TDOL	100	P5700NI	34	P9065BR	10	PA4170dx200BR	154	PA4172s200CR	165
P100TNI	100	P5700NN	34	P9065CR	10	PA4170dx200BR	164	PA4172s200NI	155
P100TOL	100	P5700OL	34	P9065NI	10	PA4170dx200CR	154	PA4172s200NI	165
P110COL	100	P5758BR	38	P9065NN	10	PA4170dx200CR	164	PA4172s200NN	155
P110SBR	100	P5758CR	38	P9065OL	10	PA4170dx200NI	154	PA4172s200NN	165

INDICE ANALITICO _ Analytical index _ indice analítico

Cod.	Pag.	Cod.	Pag.	Cod.	Pag.	Cod.	Pag.	Cod.	Pag.
PA4172s200OL	155	PI116s150dxNI	120	PI144BR	114	PI154s300dxLCR	119	PL2003	66
PA4172s200OL	165	PI116s150dxNN	120	PI144CR	114	PI154s300dxLNI	119	PL2003CL	66
PA4172s200ON	155	PI116s150dxOL	120	PI144LBR	114	PI154s300dxLNN	119	PL2004	66
PA4172s200ON	165	PI116s200dxBR	120	PI144LCR	114	PI154s300dxLOL	119	PL2004CL	66
PA4172s300BR	155	PI116s200dxCR	120	PI144LNI	114	PI154s300dxLON	119	PL2005	66
PA4172s300BR	165	PI116s200dxLBR	120	PI144LNN	114	PI154s300dxNI	119	PL2005CL	66
PA4172s300CR	155	PI116s200dxLCR	120	PI144LOL	114	PI154s300dxNN	119	PLSBR	64
PA4172s300CR	165	PI116s200dxLNI	120	PI144LON	114	PI154s300dxOL	119	PLSCR	64
PA4172s300NI	155	PI116s200dxLNN	120	PI144NI	114	PI154s300dxON	119	PLSNI	64
PA4172s300NI	165	PI116s200dxLOL	120	PI144NN	114	PI4071BR	120	PLSNN	64
PA4172s300NN	155	PI116s200dxLON	120	PI144OL	114	PI4071CR	120	PLSOL	64
PA4172s300NN	165	PI116s200dxNI	120	PI144ON	114	PI4071NI	120	PLSON	64
PA4172s300OL	155	PI116s200dxNN	120	PI146BR	116	PI4071NN	120	PLSRA	64
PA4172s300OL	165	PI116s200dxOL	120	PI146CR	116	PI4071OL	120	R9065BR	10
PA4172s300ON	155	PI116s200dxON	120	PI146LBR	116	PI4071ON	120	R9065CR	10
PA4172s300ON	165	PI116s300dxBR	120	PI146LCR	116	PI4170dx150BR	121	R9065NI	10
PA85bBR	153	PI116s300dxCR	120	PI146LNI	116	PI4170dx150CR	121	R9065NN	10
PA85bCR	153	PI116s300dxLBR	120	PI146LNN	116	PI4170dx150NI	121	R9065OL	10
PA85bNI	153	PI116s300dxLCR	120	PI146LOL	116	PI4170dx150NN	121	R9090BR	9
PA85bNN	153	PI116s300dxLNI	120	PI146LON	116	PI4170dx150OL	121	R9090CR	9
PA85bOL	153	PI116s300dxLNN	120	PI146NI	116	PI4170dx150ON	121	R9090NI	9
PA85bON	153	PI116s300dxLOL	120	PI146NN	116	PI4170dx200BR	121	R9090NN	9
PA85BR	152	PI116s300dxNI	120	PI146OL	116	PI4170dx200CR	121	R9090OL	9
PA85CR	152	PI116s300dxNN	120	PI146ON	116	PI4170dx200NI	121	R9200BR	8
PA85NI	152	PI116s300dxOL	120	PI148LBR	116	PI4170dx200NN	121	R9200CR	8
PA85NN	152	PI116s300dxON	120	PI148LCR	116	PI4170dx200OL	121	R9200NI	8
PA85OL	152	PI116s300dxON	120	PI148LNI	116	PI4170dx200ON	121	R9200NN	8
PA85ON	152	PI140BR	118	PI148LNN	116	PI4170dx300BR	121	R9200OL	8
PEOB	236	PI140CR	118	PI148LOL	116	PI4170dx300CR	121	RAD2660I	223
PEOC	236	PI140LBR	119	PI148LON	116	PI4170dx300NI	121	RAD2660L	223
PEOI	236	PI140LCR	119	PI148OBR	116	PI4170dx300NN	121	RAD2760I	224
PEOL	236	PI140LNI	119	PI148OCR	116	PI4170dx300OL	121	RAD2760L	223
PEOT	236	PI140LNN	119	PI148ONI	116	PI4170dx300ON	121	RAD2950I	224
PEOW	236	PI140LOL	119	PI148ONN	116	PI85bBR	117	RAD2950L	224
PI116BR	117	PI140LON	119	PI148OOL	116	PI85bCR	117	RAD3760I	224
PI116cBR	118	PI140NI	118	PI148OON	116	PI85bLBR	117	RAD3760L	224
PI116cCR	118	PI140NN	118	PI151BR	116	PI85bLCR	117	RAD3950I	225
PI116cLBR	118	PI140OL	118	PI151CR	116	PI85bLNI	117	RAD3950L	225
PI116cLCR	118	PI140ON	118	PI151LBR	117	PI85bLNN	117	RAL3760I	225
PI116cLNI	118	PI142maBR	114	PI151LCR	117	PI85bLOL	117	RAL3760L	225
PI116cLNN	118	PI142maCR	114	PI151LNI	117	PI85bLON	117	RAL3950I	226
PI116cLOL	118	PI142maLBR	115	PI151LNN	117	PI85bNI	117	RAL3950L	225
PI116cLON	118	PI142maLCR	115	PI151LOL	117	PI85bNN	117	RM000	76
PI116cNI	118	PI142maLNI	115	PI151LON	117	PI85bOL	117	RM001	76
PI116cNN	118	PI142maLNN	115	PI151NI	116	PI85bON	117	RM002	76
PI116cOL	118	PI142maLOL	115	PI151NN	116	PI85BR	115	RM003	76
PI116cON	118	PI142maLON	115	PI151OL	116	PI85CR	115	RM004	76
PI116CR	117	PI142maNI	114	PI151ON	116	PI85LBR	115	RM005	76
PI116LBR	117	PI142maNN	114	PI154s150dxBR	119	PI85LCR	115	RM007	76
PI116LCR	117	PI142maOL	114	PI154s150dxCR	119	PI85LNI	115	RM012	76
PI116LNI	117	PI142maON	114	PI154s150dxLBR	119	PI85LNN	115	RM013	76
PI116LNN	117	PI142pBR	115	PI154s150dxLCR	119	PI85LOL	115	RM014	76
PI116LOL	117	PI142pCR	115	PI154s150dxLNI	119	PI85LON	115	RM015	76
PI116LON	117	PI142pLBR	115	PI154s150dxLNN	119	PI85NI	115	RM016	76
PI116NI	117	PI142pLCR	115	PI154s150dxLOL	119	PI85NN	115	RM017	76
PI116NN	117	PI142pLNI	115	PI154s150dxLON	119	PI85OL	115	RM021	76
PI116OL	117	PI142pLNN	115	PI154s150dxNI	119	PI85ON	115	RM022	77
PI116ON	117	PI142pLOL	115	PI154s150dxNN	119	PL1000	66	RM023	77
PI116pBR	118	PI142pLON	115	PI154s150dxOL	119	PL1000CL	66	RM024	77
PI116pCR	118	PI142pNI	115	PI154s150dxON	119	PL1001	66	RM025	77
PI116pLBR	118	PI142pNN	115	PI154s200dxBR	119	PL1001CL	66	RM026	77
PI116pLCR	118	PI142pOL	115	PI154s200dxCR	119	PL1002	66	RM027	77
PI116pLNI	118	PI142pON	115	PI154s200dxLCR	119	PL1002CL	66	RM028	77
PI116pLNN	118	PI143BR	114	PI154s200dxLBR	119	PL1003	66	RM029	77
PI116pLOL	118	PI143CR	114	PI154s200dxLNI	119	PL1003CL	66	RM030	77
PI116pLON	118	PI143LBR	114	PI154s200dxLNN	119	PL1004	66	RM031	77
PI116pNI	118	PI143LCR	114	PI154s200dxLOL	119	PL1004CL	66	RM032	77
PI116pNN	118	PI143LNI	114	PI154s200dxLON	119	PL1005	66	RM033	77
PI116pOL	118	PI143LNN	114	PI154s200dxNI	119	PL1005CL	66	RM034	77
PI116pON	118	PI143LOL	114	PI154s200dxNN	119	PL2000	66	RM035	77
PI116s150dxBR	120	PI143LON	114	PI154s200dxOL	119	PL2000CL	66	RM065	78
PI116s150dxLBR	120	PI143NI	114	PI154s200dxON	119	PL2001	66	RM066	78
PI116s150dxLNI	120	PI143NN	114	PI154s300dxBR	119	PL2001CL	66	RM067	78
PI116s150dxLNN	120	PI143OL	114	PI154s300dxCR	119	PL2002	66	RM068	78
PI116s150dxLOL	120	PI143ON	114	PI154s300dxLBR	119	PL2002CL	66	RM069	78

INDICE ANALITICO _ Analytical index _ indice analítico

Cod.	Pag.	Cod.	Pag.	Cod.	Pag.	Cod.	Pag.	Cod.	Pag.
RM070	78	S039OL	32	S065csCR	49	S127OL	48	S336csCR	57
RM071	78	S039ON	32	S065csNI	49	S127ON	48	S336csNI	57
RM072	78	S044BR	32	S065csOL	49	S130BR	48	S336csOL	57
RM073	78	S044CR	32	S065NI	49	S130CR	48	S336NI	57
RM074	78	S044csBR	32	S065NN	49	S130csBR	48	S336NN	57
RM075	78	S044csCR	32	S065OL	49	S130csCR	48	S336OL	57
RM076	78	S044csNI	32	S065ON	49	S130csNI	48	S336ON	57
RM077	78	S044csOL	32	S107BR	47	S130csOL	48	S342BR	57
RM078	78	S044NI	32	S107CR	47	S130NI	48	S342CR	57
RM079	79	S044NN	32	S107csBR	47	S130NN	48	S342csBR	57
RM080	79	S044OL	32	S107csCR	47	S130OL	48	S342csCR	57
RM081	79	S044ON	32	S107csNI	47	S130ON	48	S342csNI	57
RM082	79	S049BR	32	S107csOL	47	S136BR	48	S342csOL	57
RM083	79	S049CR	32	S107NI	47	S136CR	48	S342NI	57
RM084	79	S049csBR	32	S107NN	47	S136csBR	48	S342NN	57
RM085	79	S049csCR	32	S107OL	47	S136csCR	48	S342OL	57
RM086	79	S049csNI	32	S107ON	47	S136csNI	48	S342ON	57
RM087	79	S049csOL	32	S114BR	47	S136csOL	48	S348BR	57
RM088	79	S049NI	32	S114CR	47	S136NI	48	S348CR	57
RM089	79	S049NN	32	S114csBR	47	S136NN	48	S348csBR	57
RM090	79	S049OL	32	S114csCR	47	S136OL	48	S348csCR	57
RM091	79	S049ON	32	S114csNI	47	S136ON	48	S348csNI	57
RM092	79	S060BR	49	S114csOL	47	S138BR	48	S348csOLR	57
RM135	75	S060CR	49	S114NI	47	S138CR	48	S348NI	57
RM136	75	S060csBR	49	S114NN	47	S138csBR	48	S348NN	57
RM137	75	S060csCR	49	S114OL	47	S138csCR	48	S348OL	57
RM138	75	S060csNI	49	S114ON	47	S138csNI	48	S348ON	57
RM139	75	S060csOL	49	S117BR	47	S138csOL	48	S354BR	57
RM140	75	S060NI	49	S117CR	47	S138NI	48	S354CR	57
RM141	75	S060NN	49	S117csBR	47	S138NN	48	S354csBR	57
RM142	75	S060OL	49	S117csCR	47	S138OL	48	S354csCR	57
RM143	75	S060ON	49	S117csNI	47	S138ON	48	S354csNI	57
RM144	75	S061BR	49	S117csOL	47	S141BR	47	S354csOL	57
RM145	75	S061CR	49	S117NI	47	S141CR	47	S354NI	57
RM146	75	S061csBR	49	S117NN	47	S141csBR	47	S354NN	57
RM147	75	S061csCR	49	S117OL	47	S141csCR	47	S354OL	57
RM148	75	S061csOL	49	S117ON	47	S141csNI	47	S354ON	57
S020BR	32	S061LcsNI	49	S120BR	47	S141csOL	47	S520BR	56
S020CR	32	S061NI	49	S120CR	47	S141NI	47	S520CR	56
S020csBR	32	S061NN	49	S120csBR	47	S141NN	47	S520csSBR	56
S020csCR	32	S061OL	49	S120csCR	47	S141OL	47	S520csCR	56
S020csNI	32	S061ON	49	S120csNI	47	S141ON	47	S520csNI	56
S020csOL	32	S062BR	49	S120csOL	47	S152BR	48	S520csOL	56
S020NI	32	S062CR	49	S120NI	47	S152CR	48	S520NI	56
S020NN	32	S062csBR	49	S120NN	47	S152csBR	48	S520NN	56
S020OL	32	S062csCR	49	S120OL	47	S152csCR	48	S520OL	56
S020ON	32	S062csNI	49	S120ON	47	S152csNI	48	S520ON	56
S030BR	32	S062csOL	49	S123BR	47	S152csOL	48	S530BR	56
S030CR	32	S062NI	49	S123CR	47	S152NI	48	S530CR	56
S030csBR	32	S062NN	49	S123csBR	47	S152NN	48	S530csBR	56
S030csCR	32	S062OL	49	S123csCR	47	S152OL	48	S530csCR	56
S030csNI	32	S062ON	49	S123csNI	47	S152ON	48	S530csNI	56
S030csOL	32	S063BR	49	S123csOL	47	S324BR	57	S530csOL	56
S030NI	32	S063CR	49	S123NI	47	S324CR	57	S530NI	56
S030NN	32	S063csBR	49	S123NN	47	S324csBR	57	S530NN	56
S030OL	32	S063csCR	49	S123OL	47	S324csCR	57	S530OL	56
S030ON	32	S063csNI	49	S123ON	47	S324csNI	57	S530ON	56
S036BR	32	S063csOR	49	S127BR	48	S324csOL	57	S536BR	56
S036CR	32	S063NI	49	S127CR	48	S324NI	57	S536CR	56
S036csBR	32	S063NN	49	S127csBR	48	S324NN	57	S536csBR	56
S036csCR	32	S063OL	49	S127csCR	48	S324OL	57	S536csCR	56
S036csNI	32	S063ON	49	S127csNI	48	S324ON	57	S536csNI	56
S036csOL	32	S064BR	49	S127csOL	48	S330BR	57	S536csOL	56
S036NI	32	S064CR	49	S127LBR	48	S330CR	57	S536NI	56
S036NN	32	S064csBR	49	S127LCR	48	S330csBR	57	S536NN	56
S036OL	32	S064csCR	49	S127LcsBR	48	S330csCR	57	S536OL	56
S036ON	32	S064csNI	49	S127LcsCR	48	S330csNI	57	S536ON	56
S039BR	32	S064csOR	49	S127LcsNI	48	S330csOL	57	S539BR	56
S039CR	32	S064NI	49	S127LcsOL	48	S330NI	57	S539CR	56
S039csBR	32	S064NN	49	S127LNI	48	S330NN	57	S539csBR	56
S039csCR	32	S064OL	49	S127LNN	48	S330OL	57	S539csCR	56
S039csNI	32	S064ON	49	S127LOL	48	S330ON	57	S539csNI	56
S039csOL	32	S065BR	49	S127LON	48	S336BR	57	S539csOL	56
S039NI	32	S065CR	49	S127NI	48	S336CR	57	S539NI	56
S039NN	32	S065csBR	49	S127NN	48	S336csBR	57	S539NN	56

INDICE ANALITICO _ Analytical index _ indice analítico

Cod.	Pag.	Cod.	Pag.	Cod.	Pag.	Cod.	Pag.	Cod.	Pag.
S539OL	56	S949csCR	19	SA200NI	182	SB115NN	199	SB131OL	202
S539ON	56	S949csNI	19	SA200NN	182	SB115OL	199	SB131ON	202
S544BR	56	S949csOL	19	SA200OL	182	SB116BR	157	SB140BR	157
S544CR	56	S949NI	19	SA200ON	182	SB116CR	157	SB140CR	157
S544csBR	56	S949NN	19	SA201BR	182	SB116NI	157	SB140NI	157
S544csCR	56	S949OL	19	SA201CR	182	SB116NN	157	SB140NN	157
S544csNI	56	S949ON	19	SA201NI	182	SB116OL	157	SB140OL	157
S544csOL	56	SA100BR	182	SA201NN	182	SB116ON	157	SB140ON	157
S544NI	56	SA100CR	182	SA201OL	182	SB117BR	199	SB143BR	156
S544NN	56	SA100NI	182	SA201ON	182	SB117CR	199	SB143CR	156
S544OL	56	SA100NN	182	SB0001BR	212	SB117NI	199	SB143NI	156
S544ON	56	SA100OL	182	SB0001CR	212	SB117NN	199	SB143NN	156
S549BR	56	SA100ON	182	SB0001NI	212	SB117OL	199	SB143OL	156
S549CR	56	SA101BR	182	SB0001NN	212	SB118ABR	92, 199	SB143ON	156
S549csBR	56	SA101CR	182	SB0001OL	212	SB118ACR	92, 199	SB148BR	156
S549csCR	56	SA101NI	182	SB0001ON	212	SB118ANI	92, 199	SB148CR	156
S549csNI	56	SA101NN	182	SB0004BR	212	SB118ANN	92, 199	SB148NI	156
S549csOL	56	SA101OL	182	SB0004CR	212	SB118AOL	92, 199	SB148NN	156
S549NI	56	SA101ON	182	SB0004NI	212	SB118BR	92, 199	SB148OL	156
S549NN	56	SA102BR	183	SB0004NN	212	SB118CR	92, 199	SB148ON	156
S549OL	56	SA102CR	183	SB0004OL	212	SB118NI	92, 199	SB151BR	156
S549ON	56	SA102NI	183	SB0004ON	212	SB118NN	92, 199	SB151CR	156
S920BR	19	SA102NN	183	SB0005BR	212	SB118OL	92, 199	SB151NI	156
S920CR	19	SA102OL	183	SB0005CR	212	SB122BR	200	SB151NN	156
S920csBR	19	SA102ON	183	SB0005NI	212	SB122CR	200	SB151OL	156
S920csCR	19	SA103ABR	183	SB0005NN	212	SB122NI	200	SB151ON	156
S920csNI	19	SA103ACR	183	SB0005OL	212	SB122NN	200	SB154s150BR	157
S920csOL	19	SA103ANI	183	SB0005ON	212	SB122OL	200	SB154s150CR	157
S920NI	19	SA103ANN	183	SB002A	229	SB122ON	200	SB154s150dxBR	158
S920NN	19	SA103AOL	183	SB002O	229	SB123BR	201	SB154s150dxCR	158
S920OL	19	SA103AON	183	SB004BR	93	SB123CR	201	SB154s150dxNI	158
S920ON	19	SA103BR	182	SB004CR	93	SB123NI	201	SB154s150dxNN	158
S930BR	19	SA103CR	182	SB004NI	93	SB123NN	201	SB154s150dxOL	158
S930CR	19	SA103NI	182	SB004NN	93	SB123OL	201	SB154s150dxON	158
S930csBR	19	SA103NN	182	SB004OL	93	SB123ON	201	SB154s150NI	157
S930csCR	19	SA103OL	182	SB004ON	93	SB124BR	201	SB154s150NN	157
S930csNI	19	SA103ON	182	SB013A	229	SB124CR	201	SB154s150OL	157
S930csOL	19	SA105BR	183	SB013O	229	SB124NI	201	SB154s150ON	157
S930NI	19	SA105CR	183	SB014A	228	SB124NN	201	SB154s200BR	157
S930NN	19	SA105NI	183	SB014O	228	SB124OL	201	SB154s200CR	157
S930OL	19	SA105NN	183	SB016BR	199	SB124ON	201	SB154s200dxBR	158
S930ON	19	SA105OL	183	SB016CR	199	SB126BR	202	SB154s200dxCR	158
S936BR	19	SA105ON	183	SB016NI	199	SB126CR	202	SB154s200dxNI	158
S936CR	19	SA107BR	183	SB016NN	199	SB126NI	202	SB154s200dxNN	158
S936csBR	19	SA107CR	183	SB016OL	199	SB126NN	202	SB154s200dxOL	158
S936csCR	19	SA107NI	183	SB019A	229	SB126ON	202	SB154s200dxON	158
S936csNI	19	SA107NN	183	SB019O	229	SB126OL	202	SB154s200NI	157
S936csOL	19	SA107OL	183	SB027A	229	SB127BR	203	SB154s200NN	157
S936NI	19	SA107ON	183	SB027O	229	SB127CR	203	SB154s200OL	157
S936NN	19	SA109BR	183	SB060BL	201	SB127NI	203	SB154s200ON	157
S936OL	19	SA109CR	183	SB060CR	201	SB127NN	203	SB154s300BR	157
S936ON	19	SA109NI	183	SB060NL	201	SB127OL	203	SB154s300CR	157
S939BR	19	SA109NN	183	SB060NO	201	SB127ON	203	SB154s300dxBR	158
S939CR	19	SA109OL	183	SB060OO	201	SB128BR	202	SB154s300dxCR	158
S939csBR	19	SA109ON	183	SB070BR	20, 33, 50, 58	SB128CR	202	SB154s300dxNI	158
S939csCR	19	SA111BR	184	SB070CR	20, 33, 50, 58	SB128NI	202	SB154s300dxNN	158
S939csNI	19	SA111CR	184	SB070NI	20, 33, 50, 58	SB128NN	202	SB154s300dxOL	158
S939csOL	19	SA111NI	184	SB070NN	20, 33, 50, 58	SB128OL	202	SB154s300dxON	158
S939NI	19	SA111NN	184	SB070OL	20, 33, 50, 58	SB128ON	202	SB154s300NI	157
S939NN	19	SA111OL	184	SB070ON	20, 33, 50, 58	SB129BR	202	SB154s300NN	157
S939OL	19	SA111ON	184	SB071BR	20, 33, 50, 58	SB129CR	202	SB154s300OL	157
S939ON	19	SA113BR	184	SB071CR	20, 33, 50, 58	SB129NI	202	SB154s300ON	157
S944BR	19	SA113CR	184	SB071NI	20, 33, 50, 58	SB129NN	202	SB330BR	92, 200
S944CR	19	SA113NI	184	SB071NN	20, 33, 50, 58	SB129OL	202	SB330CR	92, 200
S944csBR	19	SA113NN	184	SB071OL	20, 33, 50, 58	SB129ON	202	SB330NI	92, 200
S944csCR	19	SA113OL	184	SB071ON	20, 33, 50, 58	SB130BR	203	SB330NN	92, 200
S944csNI	19	SA113ON	184	SB073BR	20, 33, 50, 58	SB130CR	203	SB330OL	92, 200
S944csOL	19	SA114BR	184	SB073CR	20, 33, 50, 58	SB130NI	203	SB350BR	201
S944NI	19	SA114CR	184	SB073NI	20, 33, 50, 58	SB130NN	203	SB350CR	201
S944NN	19	SA114NI	184	SB073NN	20, 33, 50, 58	SB130OL	203	SB350NI	201
S944OL	19	SA114NN	184	SB073OL	20, 33, 50, 58	SB130ON	203	SB350NN	201
S944ON	19	SA114OL	184	SB073ON	20, 33, 50, 58	SB131BR	202	SB350OL	201
S949BR	19	SA114ON	184	SB115BR	199	SB131CR	202	SB350ON	201
S949CR	19	SA200BR	182	SB115CR	199	SB131NI	202	SB4071BR	158, 163
S949csBR	19	SA200CR	182	SB115NI	199	SB131NN	202	SB4071CR	158, 163

INDICE ANALITICO _ Analytical index _ indice analítico

Cod.	Pag.	Cod.	Pag.	Cod.	Pag.	Cod.	Pag.	Cod.	Pag.
SB4071NI	158, 163	SBSPAR4/1NI	215	SBSPAR6/3ON	217	SBSPAV4/GR/1NN	220	SV76SCR	102
SB4071NN	158, 163	SBSPAR4/1NN	215	SBSPAR6/4BR	218	SBSPAV4/GR/1OL	220	SV76SDBR	102
SB4071OL	158, 163	SBSPAR4/1OL	215	SBSPAR6/4CR	218	SBSPAV4/GR/1ON	220	SV76SDCR	102
SB4071ON	158, 163	SBSPAR4/1ON	215	SBSPAR6/4NI	218	SBSPAV4/GR/2BR	220	SV76SDNI	102
SB75BR	156	SBSPAR4/2BR	215	SBSPAR6/4NN	218	SBSPAV4/GR/2CR	220	SV76SDOL	102
SB75CR	156	SBSPAR4/2CR	215	SBSPAR6/4OL	218	SBSPAV4/GR/2NI	220	SV76SNI	102
SB75NI	156	SBSPAR4/2NI	215	SBSPAR6/4ON	218	SBSPAV4/GR/2NN	220	SV76SOL	102
SB75NN	156	SBSPAR4/2NN	215	SBSPAR6/GR/1BR	218	SBSPAV4/GR/2OL	220	SV76TBR	102
SB75OL	156	SBSPAR4/2OL	215	SBSPAR6/GR/1CR	218	SBSPAV4/GR/2ON	220	SV76TCR	102
SB75ON	156	SBSPAR4/2ON	215	SBSPAR6/GR/1NI	218	SBSPAV5/DGRBBR	221	SV76TDBR	102
SB76BR	156	SBSPAR4/3BR	215	SBSPAR6/GR/1NN	218	SBSPAV5/DGRBCR	221	SV76TDCR	102
SB76CR	156	SBSPAR4/3CR	215	SBSPAR6/GR/1OL	218	SBSPAV5/DGRBNI	221	SV76TDNI	102
SB76NI	156	SBSPAR4/3NI	215	SBSPAR6/GR/1ON	218	SBSPAV5/DGRBNN	221	SV76TDOL	102
SB76NN	156	SBSPAR4/3NN	215	SBSPAR6/GR/2BR	218	SBSPA V5/DGRBOL	221	SV76TNI	102
SB76OL	156	SBSPAR4/3OL	215	SBSPAR6/GR/2CR	218	SBSPAV5/DGRBON	221	SV76TOL	102
SB76ON	156	SBSPAR4/3ON	215	SBSPAR6/GR/2NI	218	SBSPAV5/DGRBR	220	TB01BR	13, 27, 41
SBAT211	221	SBSPAR4/4BR	216	SBSPAR6/GR/2NN	218	SBSPAV5/DGRCR	220	TB01CR	13, 27, 41
SBAT212	221	SBSPAR4/4CR	216	SBSPAR6/GR/2OL	218	SBSPAV5/DGRNI	220	TB01NI	13, 27, 41
SBCOVERBR	222	SBSPAR4/4NI	216	SBSPAR6/GR/2ON	218	SBSPAV5/DGRNN	220	TB01NN	13, 27, 41
SBCOVERCR	222	SBSPAR4/4NN	216	SBSPAR6/CBR	214	SBSPAV5/DGROL	220	TB01OL	13, 27, 41
SBCOVERNI	222	SBSPAR4/4OL	216	SBSPARACCR	214	SBSPAV5/DGRON	220	TB01ON	13, 27, 41
SBCOVERNN	222	SBSPAR4/4ON	216	SBSPARACNI	214	SBSPA V5/GR/1BR	220	TB01RA	13, 27, 41
SBCOVEROL	222	SBSPAR4/GR/1BR	216	SBSPARACNN	214	SBSPA V5/GR/1CR	220	TFI110A	97
SBCOVERON	222	SBSPAR4/GR/1CR	216	SBSPARACOL	214	SBSPA V5/GR/1NI	220	TFI110B	97
SBKIT33/44	46	SBSPAR4/GR/1NI	216	SBSPARACON	214	SBSPA V5/GR/1NN	220	TFI110C	97
SBKITLA	18, 25, 31, 46, 55, 64	SBSPAR4/GR/1NN	216	SBSPARMENCBR	214	SBSPA V5/GR/1OL	220	TFI110D	97
SBKITWC	18, 25, 31, 46, 55, 64	SBSPAR4/GR/1OL	216	SBSPARMENC CR	214	SBSPA V5/GR/1ON	220	TFI110E	97
SBMANSEDBR	20, 33, 50, 58	SBSPAR4/GR/1ON	216	SBSPARMENCNI	214	SBSPA V5/GR/2BR	220	TFI110F	97
SBMANSEDCR	20, 33, 50, 58	SBSPAR4/GR/2BR	216	SBSPARMENCNN	214	SBSPA V5/GR/2CR	220	TFI154/170A	97
SBMANSEdni	20, 33, 50, 58	SBSPAR4/GR/2CR	216	SBSPARMENCOL	214	SBSPA V5/GR/2NI	220	TFI154/170B	97
SBMANSENN	20, 33, 50, 58	SBSPAR4/GR/2NI	216	SBSPAV3/1GBR	218	SBSPA V5/GR/2NN	220	TFI154/170C	97
SBMANSEDOL	20, 33, 50, 58	SBSPAR4/GR/2NN	216	SBSPAV3/1GCR	218	SBSPA V5/GR/2OL	220	TFI154/170D	97
SBMANSEDON	20, 33, 50, 58	SBSPAR4/GR/2OL	216	SBSPAV3/1GNI	218	SBSPA V5/GR/2ON	220	TFI154/170E	97
SBNVB	184	SBSPAR4/GR/2ON	216	SBSPAV3/1GNN	218	SBSPA VCAVBR	221	TFI154/170F	97
SBPD8010	106	SBSPAR5/1BR	216	SBSPAV3/1GOL	218	SBSPA VCAVCR	221	TLI110A	95
SBPD8012	106	SBSPAR5/1CR	216	SBSPAV3/1GON	218	SBSPA VCAVNI	221	TLI110B	95
SBPIL01BR	106	SBSPAR5/1NI	216	SBSPAV3/GR/1BR	218	SBSPA VCAVNN	221	TLI110C	95
SBPIL01CR	106	SBSPAR5/1NN	216	SBSPAV3/GR/1CR	218	SBSPA VCAVOL	221	TLI110D	95
SBPIL01NI	106	SBSPAR5/1OL	216	SBSPAV3/GR/1NI	218	SBSPA VCAVON	221	TLI110E	95
SBPIL01NN	106	SBSPAR5/1ON	216	SBSPAV3/GR/1NN	218	SI3000	70	TLI110F	95
SBPIL01OL	106	SBSPAR5/2BR	216	SBSPAV3/GR/1OL	218	SI3001	70	TLI154/170A	96
SBPIL01ON	106	SBSPAR5/2CR	216	SBSPAV3/GR/1ON	218	SI3002	70	TLI154/170B	96
SBPIL50	89, 91	SBSPAR5/2NI	216	SBSPAV3/GR/2BR	219	SI3003	70	TLI154/170C	96
SBPIL50BR	89, 91	SBSPAR5/2NN	216	SBSPAV3/GR/2CR	219	SI3004	70	TLI154/170D	96
SBPIL50CR	89, 91	SBSPAR5/2OL	216	SBSPAV3/GR/2NI	219	SI3005	70	TLI154/170E	96
SBPIL50L	89, 91	SBSPAR5/2ON	216	SBSPAV3/GR/2NN	219	SI3007	70	TLI154/170F	96
SBPIL50NI	89, 91	SBSPAR5/3BR	217	SBSPAV3/GR/2OL	219	SI3012	70	TRI110	96
SBPIL50OL	89, 91	SBSPAR5/3CR	217	SBSPAV3/GR/2ON	219	SI3013	70	TRI110B	96
SBSAPRMENCON	214	SBSPAR5/3NI	217	SBSPAV4/1BR	219	SI3014	70	TRI110C	96
SBSPAR3/1BR	214	SBSPAR5/3NN	217	SBSPAV4/1CR	219	SI3015	70	TRI110D	96
SBSPAR3/1CR	214	SBSPAR5/3OL	217	SBSPAV4/1NI	219	SI3016	70	TRI110E	96
SBSPAR3/1NI	214	SBSPAR5/3ON	217	SBSPAV4/1NN	219	SI3017	70	TRI110F	96
SBSPAR3/1NN	214	SBSPAR5/4BR	217	SBSPAV4/1OL	219	SI3021	70	TRI154/170A	96
SBSPAR3/1OL	214	SBSPAR5/4CR	217	SBSPAV4/1ON	219	SI7000	67	TRI154/170B	96
SBSPAR3/1ON	214	SBSPAR5/4NI	217	SBSPAV4/2BR	219	SI7001	67	TRI154/170C	96
SBSPAR3/2BR	214	SBSPAR5/4NN	217	SBSPAV4/2CR	219	SI7002	67	TRI154/170D	96
SBSPAR3/2CR	214	SBSPAR5/4OL	217	SBSPAV4/2NI	219	SI7003	67	TRI154/170E	96
SBSPAR3/2NI	214	SBSPAR5/4ON	217	SBSPAV4/2NN	219	SI7004	67	TRI154/170F	96
SBSPAR3/2NN	214	SBSPAR6/1BR	217	SBSPAV4/2OL	219	SI7005	67	TUN110A	95
SBSPAR3/2OL	214	SBSPAR6/1CR	217	SBSPAV4/2ON	219	SI7007	67	TUN110B	95
SBSPAR3/2ON	214	SBSPAR6/1NI	217	SBSPAV4/3BR	219	SI7012	67	TUN110C	95
SBSPAR3/3BR	215	SBSPAR6/1NN	217	SBSPAV4/3CR	219	SI7013	67	TUN110D	95
SBSPAR3/3CR	215	SBSPAR6/1OL	217	SBSPAV4/3NI	219	SI7014	67	TUN110E	95
SBSPAR3/3NI	215	SBSPAR6/1ON	217	SBSPAV4/3NN	219	SI7015	67	TUN110F	95
SBSPAR3/3NN	215	SBSPAR6/2BR	217	SBSPAV4/3OL	219	SI7016	67	TUN110G	95
SBSPAR3/3OL	215	SBSPAR6/2CR	217	SBSPAV4/3ON	219	SI7017	67	TUN110H	95
SBSPAR3/3ON	215	SBSPAR6/2NI	217	SBSPAV4/4BR	219	SI7021	67	TUN110I	95
SBSPAR3/4BR	215	SBSPAR6/2NN	217	SBSPAV4/4CR	219	ST01BR	13, 26, 40	TUN110L	95
SBSPAR3/4CR	215	SBSPAR6/2OL	217	SBSPAV4/4NI	219	ST01CR	13, 26, 40	TUN154/170A	95
SBSPAR3/4NI	215	SBSPAR6/2ON	217	SBSPAV4/4NN	219	ST01NI	13, 26, 40	TUN154/170B	95
SBSPAR3/4NN	215	SBSPAR6/3BR	217	SBSPAV4/4OL	219	ST01NN	13, 26, 40	TUN154/170C	95
SBSPAR3/4OL	215	SBSPAR6/3CR	217	SBSPAV4/4ON	219	ST01OL	13, 26, 40	TUN154/170D	95
SBSPAR3/4ON	215	SBSPAR6/3NI	217	SBSPAV4/GR/1BR	220	ST01ON	13, 26, 40	TUN154/170E	95
SBSPAR4/1BR	215	SBSPAR6/3NN	217	SBSPAV4/GR/1CR	220	ST01RA	13, 26, 40	TUN154/170F	95
SBSPAR4/1CR	215	SBSPAR6/3OL	217	SBSPAV4/GR/1NI	220	SV76SBR	102	TUN154/170G	95

Cod.	Pag.
TUN154/170H	95
TUN154/170I	95
TUN154/170L	95
VA030BR	207
VA030CR	207
VA030NI	207
VA030NN	207
VA030OL	207
VA030ON	207
VA130BR	208
VA130CR	208
VA130NI	208
VA130NN	208
VA130OL	208
VA130ON	208
VA132BR	208
VA132CR	208
VA132NI	208
VA132NN	208
VA132OL	208
VA132ON	208
VA230BR	207
VA230CR	207
VA230NI	207
VA230NN	207
VA230OL	207
VA230ON	207
Y5700BR	34
Y5700CR	34
Y5700NI	34
Y5700NN	34
Y5700OL	34
Y5758BR	38
Y5758CR	38
Y5758NI	38
Y5758NN	38
Y5758OL	38
Y5765BR	37
Y5765CR	37
Y5765NI	37
Y5765NN	37
Y5765OL	37
Y5770BR	36
Y5770CR	36
Y5770NI	36
Y5770NN	36
Y5770OL	36
Y5775BR	35
Y5775CR	35
Y5775NI	35
Y5775NN	35
Y5775OL	35

NOTE GENERALI

Tutte le informazioni riportate in questo listino e nei cataloghi prodotti sono puramente indicative e volte a dare un'idea generale dei prodotti.

Per ogni articolo a fianco dei prezzi vengono riportate delle quote di massima.

Per misure e specifiche dettagliate necessarie per gli impianti è necessario consultare le note tecniche sul nostro sito web www.sbordoniceramica.com

Sanitosco1984 srl si riserva il diritto di variare dimensioni e caratteristiche tecnico-costruttive e di design e di eliminare prodotti o intere serie, in ogni momento e senza preventiva comunicazione.

CONDIZIONI DI VENDITA

I prezzi contenuti nel listino sono in € (euro) con due decimali e non comprendono IVA.

Con la trasmissione della proposta d'ordine il cliente accetta tutte le nostre condizioni generali di vendita di seguito riportate.

Se non diversamente comunicato entro ore 48 dalla sua ricezione, la conferma d'ordine che Sanitosco1984 srl emette è vincolante per il cliente tanto quanto per Sanitosco1984 srl.

I termini di consegna generici sono di 30 giorni lavorativi se non diversamente specificato nella conferma d'ordine. Ritardi sulle date indicate nelle conferme d'ordine devono essere comunicati al cliente.

La data di consegna tassativa deve essere indicata specificatamente come tale in fase d'ordine, diversamente nessuna richiesta di rimborsi o danni potrà essere presa in considerazione.

Sanitosco1984 srl si riserva il diritto di poter effettuare consegne anche parziali. I termini di consegna, seppur indicativi saranno rispettati salvo cause di forza maggiore o indipendenti dalla volontà di Sanitosco1984 srl, quali contingentamenti, scioperi, mancanza di trasporti, ecc...

La merce è resa franco partenza, se non diversamente specificato. In caso di trasporto in porto assegnato a vettore designato dall'acquirente, Sanitosco1984 srl declina ogni responsabilità una volta affidata la merce al vettore.

In caso di trasporto con porto assegnato a vettore designato da Sanitosco1984 srl, il controllo di difformità deve essere eseguito contestualmente al ricevimento merce da parte del cliente; eventuali difformità devono essere indicate nella bolla al momento della ricezione merce (accettazione con riserva in bolla), e comunque comunicati entro otto (8) giorni dalla data di ricezione.

In caso di ritardi nei termini di pagamento concordati, le consegne saranno immediatamente sospese.

Ripetuti ritardi possono comportare la variazione della modalità di pagamento accordata al cliente, ed in tutti i casi comporteranno l'addebito al cliente degli interessi di mora al tasso B.C.E. corrente + 7% sulla base del D.L. n° 231/2002, nonché l'immediata segnalazione alle società di recupero crediti.

Per forniture con importo imponibile inferiore a € 300,00 il pagamento dovrà avvenire con modalità contrassegno o anticipato e saranno addebitate al cliente tutte le spese di incasso.

Eventuali accordi verbali, promesse o garanzie provenienti da dipendenti, agenti e collaboratori difformi dalle condizioni generali di vendita, non sono da ritenersi vincolanti per l'azienda se non dopo relativa conferma scritta da parte della Direzione Aziendale.

La procedura di Reso prevede che venga inviata all'azienda una richiesta di autorizzazione al reso completa di informazioni relative alla fornitura in oggetto e al difetto imputato al prodotto. Tale richiesta deve pervenire a Sanitosco1984 srl a mezzo fax o e-mail. Richieste verbali non avvalorate da richiesta scritta non potranno essere prese in considerazione. Sanitosco1984 srl, a propria discrezione, autorizzerà il reso con comunicazione scritta a mezzo fax o e-mail. Sono previsti resi senza addebiti per il cliente esclusivamente per prodotti riconosciuti come difettosi. Per altre motivazioni Sanitosco1984 srl riconoscerà al cliente il 70% del valore netto di vendita. Tutti i materiali resi, difettosi esclusi, dovranno pervenire a Sanitosco1984 srl con trasporto a carico e cura del cliente ed in perfetto stato conservativo.

Il cliente riconosce che tutti i prodotti a marchio Sbordoni forniti con regolare conferma d'ordine di Sanitosco1984 srl sono prodotti Originali Sbordoni, disegnati e creati a suo tempo da l'ing Alessandro Sbordoni e ad oggi da Sanitosco1984 srl. Il cliente ne riconosce l'originalità ed esclusività e si impegna a non copiarli o imitarli e a non utilizzare materiale illustrativo di proprietà esclusiva di Sanitosco1984srl (cataloghi e listino) per promuovere e/o vendere copie del prodotto originale Sbordoni. Anche qualora il rapporto fornitore – cliente dovesse cessare per qualsiasi motivazione, al cliente è assolutamente vietato l'utilizzo del materiale di proprietà di Sanitosco1984 srl per scopi diversi dalla promozione e/o vendita di prodotti originali Sbordoni. Qualsiasi violazione sarà perseguibile per legge. Per eventuali controversie sarà competente il Foro di Firenze.

CONDIZIONI DI VENDITA IN "E-COMMERCE"

I Prodotti del Catalogo Sbordoni potranno essere posti in vendita con uno sconto massimo, dal Listino in Vigore, del 20% (venti per cento), esclusa IVA, Trasporti e costi accessori.

Le Spese di Trasporto, l'IVA e qualsiasi altro costo accessorio, dovranno essere separati dal prezzo del nostro prodotto offerto, in modo tale da rendere trasparente ed inequivocabile il prezzo di vendita.

Divieto di usare qualsiasi sistema di "asta al ribasso".

Potranno essere usate solo immagini ufficiali tratte dai nostri cataloghi previa richiesta ed autorizzazione da parte di Sanitosco1984 srl.

GENERAL NOTES

All the information quoted in this price list and catalogues is indicative only and aimed at providing general data on the products.

Maximum measurements are provided next to price of each article.

For detailed measurements and specifications, refer to the technical notes on our Web site (www.sbordoniceramica.com).

Sanitosco1984 srl reserves the right to change the dimensions, technical-engineering characteristics and design of its product or to remove products or complete ranges from its catalogue at any time and without previous notice.

SALES TERMS

The prices indicated in our price list are in € (Euro), with two decimal points and do not include VAT.

Upon receiving the proposed order, customers must accept all our general sales terms, as stated below.

Unless otherwise communicated within 48 hours from receipt, the order confirmation sent by Sanitosco1984 srl is binding for both the customer and Sanitosco1984 srl.

General delivery terms are 30 working days, unless otherwise specified in the order confirmation. Delays as compared to the terms indicated in the order confirmations must be communicated to the customer.

The mandatory delivery date must be specified at the time of the order, otherwise the customer will not be entitled to claim refunds or damage claims.

Sanitosco1984 srl reserves the right to deliver part of the order. Although indicative, all delivery terms will be met unless this is impossible due to force majeure events or conditions not directly imputable to Sanitosco1984 srl, including contingencies, strikes, unavailability of transportation means, etc.

Goods are delivered ex works unless otherwise specified. If the goods are delivered freight forward to a carrier chosen by the customer, Sanitosco1984 srl shall not be responsible for any damage occurred to the goods after the handover.

In case of freight forward delivery to a carrier chosen by Sanitosco1984 srl, customers are responsible for controlling the integrity of the goods at the time of reception and for reporting eventual damages in the delivery note (acceptance with reservation) and for communicating them to the manufacturer within eight (8) days from the date of receipt.

Failure to meet the agreed payment deadlines will result in the immediate interruption of the deliveries.

Repeated delays may result in the modification of the payment terms agreed with the customer and the debiting of all interests, calculated at the current E.B.C. rate + 7%, as per Legislative Decree no. 231/2002, and the immediate notification of the customer name to a debt collection company.

Supplies with a taxable amount below € 300.00 must be paid in cash on delivery or in advance. In this case, customers will be expected to pay all collection charges. Any verbal agreements, promises or guarantees provided by employees, agents and collaborators that are different from general sales conditions shall be considered binding for the manufacturer only after they have been approved by the management.

Products can be returned to the manufacturer only after requesting the necessary authorisation and providing all the information on the supply and reported defect. This request must be sent to Sanitosco1984 srl by fax or e-mail. Verbal requests not confirmed in writing will not be taken into account. At its discretion, Sanitosco1984 srl will authorise the return in writing by fax or e-mail. No charges will be debited to customers only for products found defective. In all other cases, Sanitosco1984 srl will return the customer 70% of the net sales value. All returned materials, except defective ones, will have to be sent to Sanitosco1984 srl with pre-paid carriage and in good conditions.

Customers must acknowledge that all Sbordoni products, supplied as a result of a regular order confirmation by Sanitosco1984 srl, are original Sbordoni products, designed and created by Eng. Alessandro Sbordoni and now property of Sanitosco1984 srl. Customers must acknowledge their originality and exclusiveness and undertake not to copy or imitate them, and not to use the illustrations that are exclusive property of Sanitosco1984 srl (catalogues and price list) in order to promote and/or sell copies of original Sbordoni products. Even after the termination of the supplier-customer relationship for any reason whatsoever, it is forbidden that customers use any materials owned by Sanitosco1984 srl for purposes other than the promotion and/or sale of original Sbordoni products. All infringements shall be prosecuted.

All disputes shall be settled by the Court of Florence.

E-COMMERCE SALES CONDITIONS

The products belonging to the Sbordoni range can be sold with a maximum discount of 20% from the retail price, Vat, transport and eventual additional costs excluded. Those extra costs should be clearly indicated separately so that the sales retail price will be clear

Any reverse auction should be forbidden.

Only official pictures provided by Sanitosco1984 srl have to be published.

NOTAS GENERALES

Todas las informaciones que aparecen en esta lista y en los catálogos de productos son exclusivamente indicativas y sirven para dar una idea general de los productos. Para cada artículo, al lado de los precios se indican las cuotas de máxima.

Para medidas y especificaciones detalladas necesarias para las instalaciones es necesario consultar las notas técnicas en nuestro sitio web www.sbordoniceramica.com. Sanitosco1984 srl se reserva el derecho de variar dimensiones y características técnico-constructivas y de design y de eliminar productos o series completas, en cualquier momento y sin previa comunicación.

CONDICIONES DE VENTA

Los precios indicados en la lista son en € (euro) con dos decimales y no comprenden IVA.

Con la transmisión de la propuesta de pedido el cliente acepta todas nuestras condiciones generales de venta que se indican seguidamente.

Si no llegara una específica comunicación en las 48 horas sucesivas a la recepción de la confirmación del pedido emitida por Sanitosco1984 srl, la misma será considerada vinculante tanto para el cliente como para Sanitosco1984 srl.

El tiempo de entrega en general será de 30 días laborales excepto que se haya especificado diversamente en la confirmación de pedido. En caso de retrasos respecto a las fechas indicadas en la confirmación de pedido deberán ser comunicados al cliente.

La fecha de entrega taxativa debe estar indicada específicamente como tal en fase de pedido, caso contrario ninguna solicitud de reembolso o daños podrá ser tomada en consideración.

Sanitosco1984 srl se reserva el derecho de poder efectuar entregas parciales. Los términos de entrega, por más que sean indicativos, serán respetados salvo causas de fuerza mayor o independientes de la voluntad de Sanitosco1984 srl, como fijación de contingentes, huelgas, falta de transportes, etc...

La mercadería se entrega franco partida, excepto que se haya especificado diversamente. En caso de transporte contra reembolso con transportista designado por el comprador, Sanitosco1984 srl declina toda responsabilidad una vez confiada la mercadería al transportista.

En caso de transporte contra reembolso con transportista designado por Sanitosco1984 srl, el control de divergencias deberá ser realizado contextualmente a la recepción de la mercadería por parte del cliente; eventuales divergencias deberán ser indicadas en el recibo al momento de la recepción de la mercadería (aceptación con reserva en recibo), y de todos modos comunicada dentro de los ocho (8) días siguientes a la recepción.

En caso de retraso en los términos de pago concordados, las entregas quedarán inmediatamente suspendidas.

Si se repitieran los retrasos podría variar la modalidad de pago concedida al cliente, y de todos modos implicaría el adeudo al cliente de los intereses de mora con la tasa B.C.E. corriente + 7% sobre la base del D.L. n° 231/2002, como así también la inmediata señalación a las sociedades de recuperación créditos.

Para suministros con importe imponible inferior a € 300,00 el pago deberá ser hecho con modalidad contra reembolso o anticipado y se adeudarán al cliente todos los gastos de cobro.

Eventuales acuerdos verbales, promesas o garantías provenientes de empleados, agentes y colaboradores diferentes de las condiciones generales de venta, no se considerarán vinculantes para la empresa excepto después de la relativa confirmación escrita por parte de la Dirección de la Empresa.

El procedimiento de Devolución prevé que se envíe a la empresa una solicitud de autorización a la devolución que incluya las informaciones relativas al suministro del cual se trata y al defecto atribuido al producto. Tal solicitud debe ser enviada a Sanitosco1984 srl por medio de fax o e-mail. Solicitudes verbales que no estén validadas por una solicitud escrita no podrán ser tomadas en consideración. Sanitosco1984 srl, al propio arbitrio, autorizará la devolución con comunicación escrita por medio de fax o e-mail. Están previstas devoluciones sin adeudos para el cliente exclusivamente en el caso de productos reconocidos como defectuosos. Para otras motivaciones Sanitosco1984 srl reconocerá al cliente el 70% del valor neto de venta. Todos los materiales devueltos, defectuosos excluidos, deberán ser enviados a Sanitosco1984 srl con transporte a cargo y cuidado del cliente y en perfecto estado de conservación.

El cliente reconoce que todos los productos con marca Sbordoni suministrados con regular confirmación de pedido de Sanitosco1984 srl son productos Originales Sbordoni, diseñados y creados en origen por el ingeniero Alessandro Sbordoni y hoy en día por Sanitosco1984 srl. El cliente reconoce la originalidad y exclusividad de los mismos y se compromete a no copiarlos o imitarlos y a no utilizar material ilustrativo de propiedad exclusiva de Sanitosco1984srl (catálogos y lista de precios) para promover y/o vender copias del producto original Sbordoni. También en el caso que cesara la relación entre proveedor y cliente por cualquier motivación, al cliente se le prohíbe absolutamente que utilice el material de propiedad de Sanitosco1984 srl para finalidades diversas de la promoción y/o venta de productos originales Sbordoni. Cualquier violación será perseguible por ley.

Para eventuales controversias será competente el Foro de Florencia.

CONDICIONES VENTA ON-LINE

Los productos Sbordoni pueden ser vendidos en internet con máximo descuento de 20%, excluyendo impuestos, transporte y otros costos.

Esos costos extras tendrán que ser claramente indicados separados del precio del producto.

Todas subasta son prohibidas

Podrán ser utilizadas únicamente fotos oficiales de nuestros catálogos que hayan sido autorizadas por Sanitosco1984 srl



PROUDLY MADE IN ITALY

Sanitosco1984 srl _ Via Signorelli, 11/9 50028 Tavarnelle Val di Pesa _ Florence _ Italy
Tel +39 055 8071159/8071190 _ Fax -39 055 8071185
www.sbordoniceramica.com

Le immagini ed i dati contenuti nel presente listino sono da ritenersi indicativi e possono subire variazioni anche senza alcun preavviso
Images and data contained in this price list are to be considered indicative and may be changed also without any notice

FINITURE

Finishes - Acabados



CR Cromo • Chrome
Cromo



BR Bronzo • Bronze
bronce



ON Ottone naturale • Natural brass
Latón natural



BT Brunito • Burnished
Bruñido



OO Ottone opaco • Matt brass
Latón mate



RAO Rame opaco • Satin Copper
Cobre mate



OL Oro light • English gold
Oro claro




NI Nichel • Nickel
Níquel



OR Oro • Gold
Dorado



NIO Nichel opaco • Matt Nickel
Níquel mate



BTS Brunito scuro spazzolato opaco
Matt dark brushed burnished
Bruñido oscuro cepillado mate



ORR Oro rosa • Rose Gold
Dorado rosa



NIS Nichel spazzolato lucido • Shiny brushed
Níquel cepillado brillante



NN Nichel Nero • Black nickel
Níquel negro

Pulizia

Un panno morbido è l'ideale per la pulizia dei metalli. Non usare in alcun caso sostanze abrasive, caustiche o aggressive.

Le superfici cromate si puliscono con un detersivo delicato, oppure con acqua e sapone. Per eliminare il calcare non si devono usare detergenti contenenti acidi minerali (es. acido cloridrico) o acidi organici aggressivi (es. acido acetico), questi ultimi se non diluiti. E' consigliabile l'uso di prodotti a base di acido citrico.

Dopo la pulizia è importante sciacquare bene la superficie ed asciugarla con cura.

Cleaning

A soft cloth is ideal for cleaning metals. Under no circumstances should abrasive, caustic or aggressive substances be used.

Surfaces should be cleaned with a delicate detergent, or with soap and water. To eliminate limescale, detergents containing mineral acids (for example hydrochloric acid) should not be used and aggressive organic acids (for example acetic acid) only if diluted. We recommend the use of products with a base of citric acid. After cleaning, the surface should be thoroughly rinsed and dried carefully.

Limpieza

Un paño húmedo resulta ideal para la limpieza de los grifos. No utilice en ningún caso sustancias abrasivas, cáusticas o que puedan dañar las superficies.

Las superficies se limpian con detergentes delicados, o bien con agua y jabón. Para eliminar la cal no se deben utilizar detergentes que contengan ácidos minerales (p.ej. ácido clorhídrico) o ácidos orgánicos que puedan agredir (p.ej. ácido acético), a menos que estén diluidos. Es aconsejable la utilización de productos a base de ácido cítrico. Después de haber llevado a cabo la limpieza, es importante enjuagar bien la superficie y secarlo con cuidado.

FINITURE

Finishes - Acabados



Bianco • *White* • Blanco



Nero Lucido • *Shiny Black*
Negro brillante



Champagne



Oro • *Gold*
Dorado



Platino • *Platinum*
Platino

FINITURE MOBILI - FORNITURE FINISHES - ACABADOS MUEBLES

PLISSE



Noisette



Burro



Rosa



Grigio



Celeste



Verde

PALLADIO - ROMANA



01 - Biancospino



02 - Caramello



03 - Fosco



04 - Avorio



05 - Perla



06 - Taupe

FINITURE

Finishes - Acabados



Sedile bianco *White seat*
Asiento blanco



Sedile faggio tinto noce • *Walnut stained beech seat*
Asiento haya tinta nuez



Sedile faggio tinto ciliegio • *Cherry stained beech seat*
Asiento haya tinta cerezo



Sedile legno mogano • *Mahogany stained ash seat*
Asiento ceniza tinta caoba



Sedile Nero opaco • *Satin black seat*
Asiento negro mate



Sedile Nero Lucido • *Shiny black seat*
Asiento negro brillante

FINITURE

Finishes - Acabados



OR Oro
Gold • Dorado



OI Oro Invecchiato
Antique Gold • Dorado Antiguo



OG Oro Grinzoso
Wrinkled Gold • Dorado arrugado



AR Argento
Silver • Plata



AI Argento Invecchiato
Antique Silver • Plata Antiguo



AG Argento Grinzoso
Wrinkled silver • Plata arrugado



AM Argento Mecca
Silver Mecca • Plata y dorado



OI Oro Invecchiato
Antique Gold • Dorado Antiguo



AI Argento Invecchiato
Antique Silver • Plata Antiguo



NL Nero Lucido
Shiny Black • Negro brillante



NO Nero Opaco
Matt Black • Negro mate



GR Grigio Piombo
Dark Grey • Gris plomo



BL Bianco Lucido
Shiny White • Blanco brillante



BO Bianco Opaco
Matt White • Blanco mate



Sanitosco1984 srl _ Via Signorelli, 11/9 50028 Tavarnelle Val di Pesa _ Florence _ Italy
Tel +39 055 8071159/8071190 _ Fax -39 055 8071185
www.sbordoniceramica.com